




RaspberryPi

ESP8266 WiFi Module for Raspberry Pi Pico, Supports TCP/UDP Protocol User Manual



Raspberry Pi Pico Header Compatibility:

Onboard Female Pin Header For Direct Attaching To Raspberry Pi Pico



* Please correctly connect the Module and Raspberry Pi Pico as the picture shown.

What's on Board:



1. ESP8266 module

2. ESP8266 reset button
connects to ESP8266 reset pin
3. ESP8266 BOOT button
connects to ESP8266 GPIO 0, press to enter awaiting download mode while resetting

4. SPX3819M5
3.3V linear regulator

Pinout Definition:

GP0	1	40	VBUS	VSYS	5V power supply
GP1	2	39	VSYS	GND	Ground
GND	3	38	GND	GP0	TXD 0
GP2	4	37	3V3_EN	GP1	RXD 0
GP3	5	36	3V3(OUT)		
GP4	6	35	ADC_VREF		
GP5	7	34	GP28		
GND	8	33	GND		
GP6	9	32	GP27		
GP7	10	31	GP26		
GP8	11	30	RUN		
GP9	12	29	GP22		
GND	13	28	GND		
GP10	14	27	GP21		
GP11	15	26	GP20		
GP12	16	25	GP19		
GP13	17	24	GP18		
GND	18	23	GND		
GP14	19	22	GP17		
GP15	20	21	GP16		