

INSTRUCTIONS

Toy car remote control



One key deformation



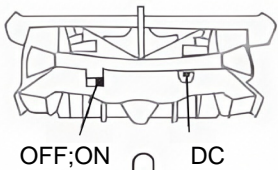
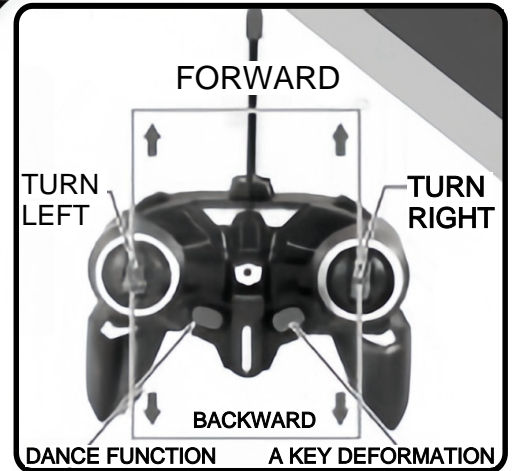
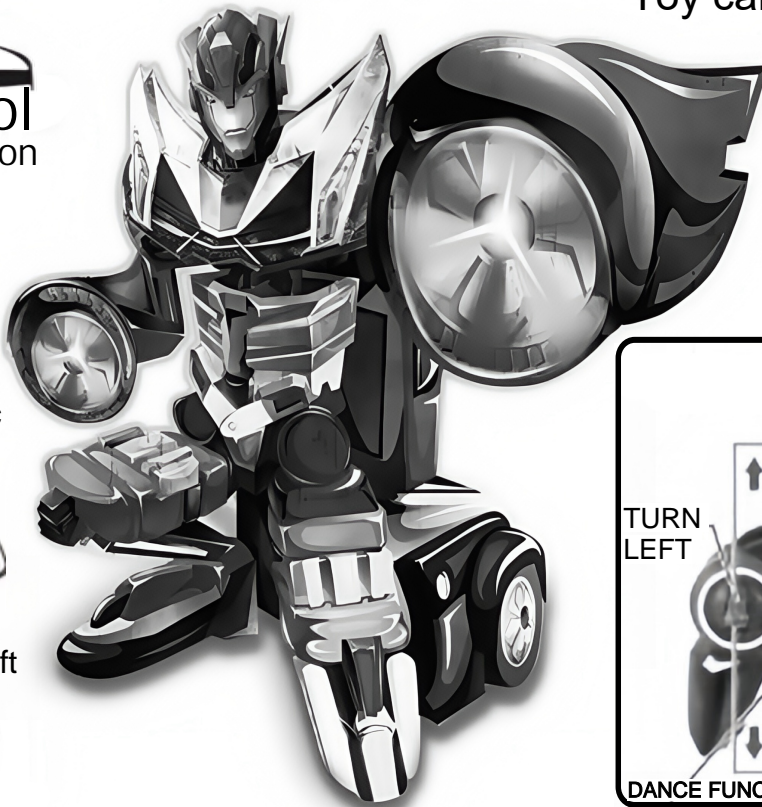
Dance function



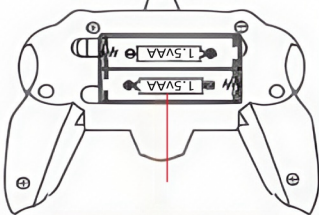
Dynamic sound



Speed drift



OFF/ON DC



Use 2 "AA" BATTERIES (NOT INCLUDED)

Press the 2 forward buttons, the car will go forward



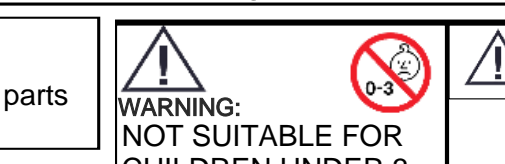
Press the 2 backward buttons, the car will go back



Press the 2 forward buttons, the car will go forward



Press the 2 backward buttons, the car will go back



A key remote



Rotating



WARNING:

CHOKING HAZARD--Small parts
Not for children under 3 yrs.



PRECAUCIONES:

PELIGRO DE AHOGARSE. Contiene
partes pequeñas. No recomendado
para niños menores de 3 años.



WARNING:
NOT SUITABLE FOR
CHILDREN UNDER 3
YEARS DUE TO SMALL
PARTS

3

COUNTRY OF ORIGIN: CHINA

:



:



Tested according
to international
standards



MADE IN CHINA

This device complies with part 15 of the FCC Rules. Operation is subject to the following two conditions: (1) This device may not cause harmful interference, and (2) this device must accept any interference received, including interference that may cause undesired operation.

Any Changes or modifications not expressly approved by the party responsible for compliance could void the user's authority to operate the equipment.

Note: This equipment has been tested and found to comply with the limits for a Class B digital device, pursuant to part 15 of the FCC Rules. These limits are designed to provide reasonable protection against harmful interference in a residential installation. This equipment generates uses and can radiate radio frequency energy and, if not installed and used in accordance with the instructions, may cause harmful interference to radio communications. However, there is no guarantee that interference will not occur in a particular installation. If this equipment does cause harmful interference to radio or television reception, which can be determined by turning the equipment off and on, the user is encouraged to try to correct the interference by one or more of the following measures:

- Reorient or relocate the receiving antenna.
- Increase the separation between the equipment and receiver.
- Connect the equipment into an outlet on a circuit different from that to which the receiver is connected.
- Consult the dealer or an experienced radio/TV technician for help.

FCC Radiation Exposure statement

The device has been evaluatec to meel general RF exposure requirement. The device can be used in portable exposure condition without restriction.