

ManaEZ[®] Hinged Ice

Medial and Lateral Support with Cryotherapy

INSTRUCTIONS FOR USE

INDICATIONS FOR USE

To provide medial and lateral stability to the knee. Ideal for knee strains and post op recovery of knee injuries where medial and lateral support with cryotherapy is required.

REQUIRED COMPONENTS

The ManaEZ Hinge Ice consists of the wrap around body design with two circumferential straps, malleable aluminum uprights with hinges and a removable air bladder system and gel packs

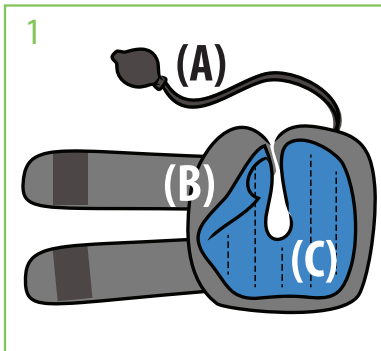
PRODUCT DESCRIPTION

The ManaEZ Hinged Ice is a knee orthosis, designed to provide medial and lateral support to the knee joint as well provide the additional benefit of cryotherapy with compression. The removable ice pack allows ice packs to be changed to insure long duration cryotherapy. The air bladder system provide compression to decrease edema and pain. Malleable hinges provide a customized fit

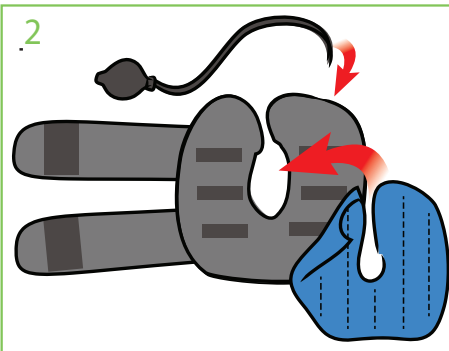
GENERAL SAFETY INSTRUCTIONS / WARNINGS AND PRECAUTIONS

Strong supervision when using with children and geriatric patients. Always use a barrier.

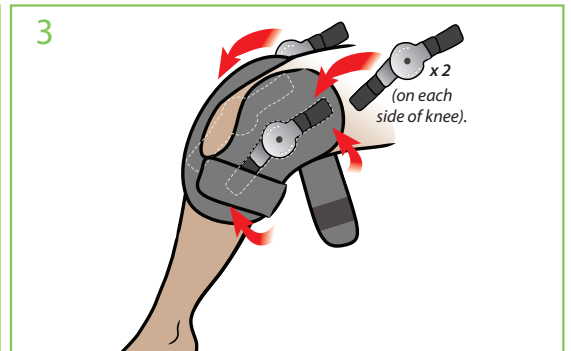
FITTING INSTRUCTIONS



Brace includes: (A) Pump with tube, (B) Hinged compression garment with air bladder, (C) ManaEZ Hinged Ice Pack. (Prior to use, refrigerate ice pack for at least two hours).



Place ice pack on the inside of compression garment after refrigeration. Connect the tube to the ON/OFF switch and turn the switch to the On position.



Position the compression garment on the leg so knee cap appears in the opening. Apply a hinge assembly on each side of the knee with the hook attachment. Center the hinge with the knee joint. The uprights should be aligned with the middle of the leg. Wrap hook and loop straps to secure in place.

Lastly, squeeze the pump to inflate to desired compression. Consult clinician for treatment protocol.

CONTRAINDICATIONS

Vasospastic diseases, cold allergy, cold hypersensitivity, previous cold injury, or any compromised local circulation, decreased skin sensitivity, paroxysmal cold hemoglobinuria and cryoglobulinemia.

CLEANING AND CARE

Prior to cleaning remove hinge assemblies. Hand wash brace body with a mild detergent and let air dry. Do not machine wash or dry.

LIABILITY

Manamed does not assume liability for the following:
Device not maintained as instructed by the instructions for use.
Device assembled with components from other manufacturers.
Device used outside of recommended use condition, application, or environment.

SYMBOL GLOSSARY

For an explanation of symbols, please refer to www.manamed.com/glossary/symbol-glossary.pdf



MD


MANAMED
Manamed, LLC
2612 Sirius Dr.
Denton, TX 76208
Ph: 888-508-0712
www.Manamed.com

©2024 Manamed LLC. All rights reserved.
Manamed, the Manamed logo,
are trademarks of Manamed LLC
Registered in the U.S.