
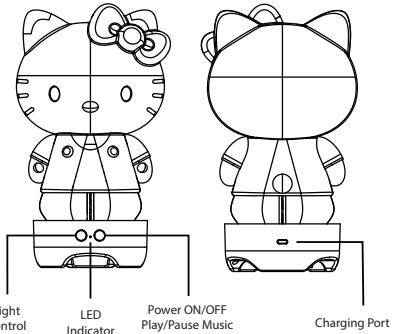




(Fold Inward) — — — — ►

(Back Cover)

(Front Cover)

<p>FCC Information This device complies with Part 15 of the FCC Rules.</p> <p>Caution: Any changes or modifications not expressly approved could void the user's authority to operate the equipment.</p> <p>Note: This equipment has been tested and found to comply with the limits for a Class B digital device, pursuant to part 15 of the FCC Rules. These limits are designed to provide reasonable protection against harmful interference in a residential installation. This equipment generates, uses and can radiate radio frequency energy and, if not installed and used in accordance with the instructions, may cause harmful interference to radio communications. However, there is no guarantee that interference will not occur in a particular installation. If this equipment does cause harmful interference to radio or television reception, which can be determined by turning the equipment off and on, the user is encouraged to try to correct the interference by one or more of the following measures:</p> <ul style="list-style-type: none">• Reorient or relocate the receiving antenna.• Increase the separation between the equipment and receiver.• Connect the equipment into an outlet on a circuit different from that to which the receiver is connected.• Consult the dealer or an experienced radio/TV technician for help. <p>This device complies with Part 15 of the FCC Rules. Operation is subject to the following two conditions: (1) This device may not cause harmful interference, and (2) this device must accept any interference received, including interference that may cause undesired operation.</p> <p>Radiation Exposure Information This device has been evaluated to meet general RF exposure requirements. The device can be used in portable exposure conditions without restriction.</p> <p>WARNING Li-Ion Battery Inside This product is fitted with a Li-Ion battery. Do not damage, open, or dismantle the battery and do not use it in damp and/or dismantle the battery and do not use it in damp and/or corrosive conditions. Use only with compatible chargers. Never dispose of batteries in a fire, and never expose them to high temperatures. Do not expose the product to temperatures exceeding 65°C (149°F).</p> <p>Rating Label Definitions</p> <p>☞ Direct current symbol.</p> <p>♻️ This symbol signifies the product must not be discarded as household waste, and should be delivered to an appropriate collection facility for recycling. Proper disposal and recycling helps protect natural resources, human health and the environment.</p> <p>Ⓢ This symbol signifies and declares that this equipment has battery charging which complies with California CEC and energy efficiency.</p> <p>Ⓢ This symbol represents FCC Declaration of Conformity and compliance.</p> <p>Bluetooth This symbol signifies that this is a wireless device powered by Bluetooth® technology.</p> <p>Compliance Information</p>	<p>90-Day Limited Warranty Ternary-United States</p> <p>LIMITED WARRANTY TO ORIGINAL CONSUMER This product is supplied and distributed new by an authorized retailer is warranted by Southern Telecom, Inc. to the original consumer purchaser against defects in materials and workmanship ("Warranty") as follows:</p> <p>To obtain warranty service:</p> <ul style="list-style-type: none">• Visit our customer support portal: www.customersupport123.com and select "Support".• Select the brand, fill out the corresponding form (exchanges require dated proof of purchase from an authorized retailer) then submit your request <p>Your product will be repaired or replaced, at our option, for the same or similar model of equal value if examination by the service center determines this product is defective. Products received damaged as a result of shipping will require you to file a claim with the carrier.</p> <p>Warranty service not provided This warranty does not cover damage resulting from accident, misuse, abuse, improper installation or operation, lack of reasonable care, unauthorized modification including software modifications such as the installation of custom firmware. This warranty is voided in the event any unauthorized person opens, alters or repairs this product. All products being returned to the authorized service center for repair must be suitably packaged.</p> <p>NO WARRANTIES, WHETHER EXPRESS OR IMPLIED, INCLUDING, BUT NOT LIMITED TO, ANY IMPLIED WARRANTIES OF MERCHANTABILITY OR FITNESS FOR A PARTICULAR PURPOSE, OTHER THAN THOSE EXPRESSLY DESCRIBED ABOVE, SHALL APPLY. DISTRIBUTOR FURTHER DISCLAIMS ALL WARRANTIES AFTER THE EXPRESS WARRANTY PERIOD STATED ABOVE. NO OTHER EXPRESS WARRANTY OR GUARANTEE GIVEN BY ANY PERSON, FIRM OR ENTITY WITH RESPECT TO THE PRODUCT SHALL BE BINDING ON DISTRIBUTOR. REPAIR, REPLACEMENT, OR REFUND OF THE ORIGINAL PURCHASE PRICE - AT DISTRIBUTOR'S SOLE DISCRETION - ARE THE EXCLUSIVE REMEDIES OF THE CONSUMER. IN NO EVENT WILL DISTRIBUTOR OR ITS MANUFACTURERS BE LIABLE FOR ANY INCIDENTAL, DIRECT, INDIRECT, SPECIAL, PUNITIVE OR CONSEQUENTIAL DAMAGES (SUCH AS, BUT NOT LIMITED TO, DAMAGES FOR LOSS OF PROFITS, BUSINESS, SAVINGS, DATA OR RECORDS) CAUSED BY THE USE, MISUSE OR INABILITY TO USE THE PRODUCT. EXCEPT AS STATED HEREIN, NO OTHER WARRANTIES SHALL APPLY. NOTWITHSTANDING THE FOREGOING, CONSUMER'S RECOVERY AGAINST DISTRIBUTOR SHALL NOT EXCEED THE PURCHASE PRICE OF THE PRODUCT SOLD BY DISTRIBUTOR. THIS WARRANTY SHALL NOT EXTEND TO ANYONE OTHER THAN THE ORIGINAL CONSUMER WHO PURCHASED THE PRODUCT AND IS NOT TRANSFERABLE.</p> <p>Some countries, states or provinces do not allow the exclusion or limitation of incidental or consequential damages or allow limitations on warranties, so limitation or exclusions may not apply to you. This warranty gives you specific legal rights, and you may have other rights that vary from state to state or province to province. Contact your authorized retailer to determine if another warranty applies.</p> <p>Warranty Information</p>	<p>HELLO KITTY®</p> <p>SIL-35047 Southern Telecom Inc. 5601 1st Ave Brooklyn, NY 11220</p> <p>HELLO KITTY® by Sanrio® © 2024 SANRIO CO., LTD. Used Under License. www.sanrio.com</p> <p>All product names, trademarks, and registered trademarks are property of their respective owners. All company, product, and service names used in this document are for identification purposes only. Use of these names, trademarks, and brands does not imply endorsement.</p> <p>Designed in US Printed in China v1. 03-2024</p>	<p>HELLO KITTY® GLOWING SPEAKER</p> <p></p> <p>Instruction Manual HKBTSKMLD</p>
---	--	---	--

<p>⚠ Caution</p> <ul style="list-style-type: none">• Do not allow children under seven to use this product alone• Please keep away from water / heat.• Do not strike or drop the unit, repeated strike may cause damage to the product.• Do not disassemble or modify the internal components of the unit.• Do not use this product in a humid environment (such as a bathroom)• Do not throw the product into fire to avoid explosion. <p>Included:</p> <ul style="list-style-type: none">• Speaker x1• USB Charging Cable x1• User Manual x1	<p>Location of Controls</p> <p></p> <p>Light Control LED Indicator Power ON/OFF Play/Pause Music Charging Port</p>	<p>Function:</p> <ol style="list-style-type: none">1) Long press  button to turn the speaker ON/OFF.2) Press  button to pause/resume playback. <p>Charging: Using the included USB charging cable, the LED light will turn RED while charging and turn OFF when fully charged. When the speaker is low on power, a tone will be heard indicating that it needs to be recharged.</p> <p>Lighting: Long pressthe light button to turn the light on/off. Short press the light button to switch the light mode:</p> <ul style="list-style-type: none">• Warm White Light • RGB Color Slowing Flashing • Red• Light Green • Dark Green • Light Blue • Dark Blue • Purple <p>The speaker and the light are independently controlled, so you can turn on the light when the speaker is OFF.</p>	<p>Bluetooth Pairing:</p> <ol style="list-style-type: none">1) Power the speaker ON. A tone will be heard and the speaker will enter Bluetooth pairing mode. The LED indicator will flash Blue.2) Set your mobile device to search for Bluetooth devices. When it appears, select HKBTSKMLD from the list of found devices.3) After a successful pairing, a tone will be heard, and the LED indicator will turn solid Blue. You should be able to play music on the speaker. <p>Note: When playing music, the LED indicator will slowly flash Blue.</p> <p>The speaker will automatically pair to previously connected devices that are within range.</p> <p>The speaker will automatically power off after 5 minutes if not paired with a device.</p>
---	--	--	---