

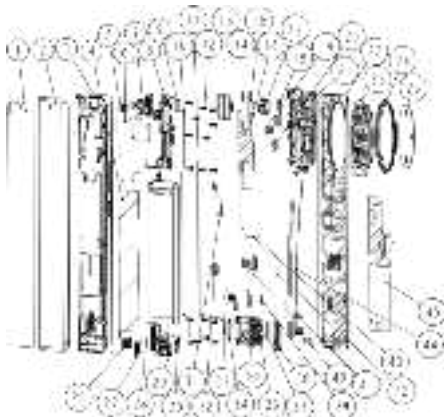
TECNO

TECNO CAMON 30S

User Manual



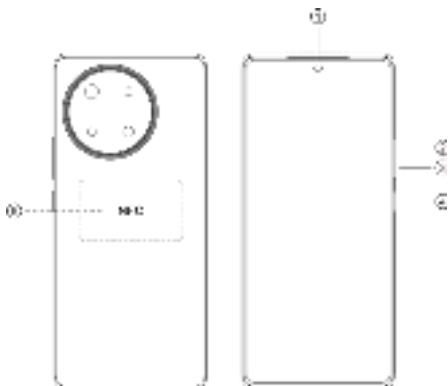
Exploded diagram specification



1	TP SP FILM	2	TP+LCM
3	MIDFRAME	4	MIDFRAME HEAT FILM
5	BACK CAM AI	6	GRAPHITE PLATES
7	FRONT CAM	8	MAIN BOARD
9	FCAM DUSPROOF MYLAR	10	COAXIAL CABLE A
11	COAXIAL CABLE B	12	SCREW
13	BACK CAM 50M	14	BACK CAM AI CON CLOTH
15	BACK CAM 50M COPPER	16	MAIN PCB HEAT
17	RECEIVER	18	FCAM COPPER

19	BACK CAM 2M	20	BACK CAM 2M RUBBER
21	UP FRAME	22	BATTERY COVER
23	DECO A	24	DECO B
25	GLASS LENS	26	USB RUBBER
27	MOTOR	28	BATTERY 490
29	SUB BOARD	30	ANT BOARD
31	FLASH LIGHT FPC	32	FCAM HOLDER
33	FINGER PRINT	34	MAIN FPC RUBBER
35	MAIN FPC AD A	36	SPK FRAME
37	MAIN FPC BTB RUBBER	38	SIM HOLDER
39	MAIN FPC AD B	40	LCM BTB RUBBER
41	CAM AI FPC	42	CAM BTB STEEL
43	NFC	44	MAIN FPC
45	UP FRAME HEAT FILM		

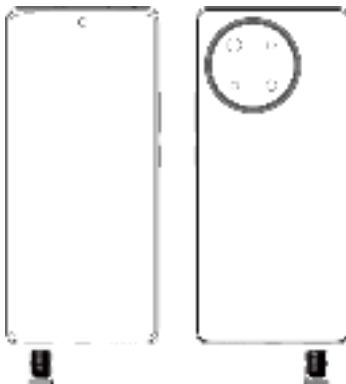
Know your phone



1. Front camera
2. Volume + button
3. Volume - button
4. Power button
5. NFC

SIM card installation

1. Power off your phone.
2. Refer to the following picture for SIM card installation.



Charging the phone

You can charge your phone with a charger or by connecting it to a computer using a USB cable (comes with the phone).

Use only TECNO chargers and cables. Other chargers or cables may damage the phone and invalidate its warranty.



FCC Caution

1、 This device complies with Part 15 of the FCC Rules. Operation is subject to the following two conditions:

(1) This device may not cause harmful interference.

(2) This device must accept any interference received, including interference that may cause undesired operation.

2、 Any changes or modifications not expressly approved by the party responsible for compliance could void the user's authority to operate the device.

Information to the user.

Note: This device has been tested and found to comply with the limits for a Class B digital device, pursuant to part 15 of the FCC Rules. These limits are designed to provide reasonable protection against harmful interference in a residential installation. This device generates, uses and may radiate radio frequency energy and, if not installed and used in accordance with the instructions, may cause harmful interference to radio communications. However, there is no guarantee that interference will not occur in a particular installation. If this device does cause harmful interference to radio or television reception (able to be determined by turning the device off and on), the user is encouraged to try to correct the interference by one or more of the following measures:

- Reorient or relocate the receiving antenna.

- Increase the separation between the device and receiver.

- Connect the device to an outlet on a circuit different from that to which the receiver is connected.

- Consult the dealer or an experienced radio/TV technician for help.

Specific Absorption Rate (SAR) information:

This mobile phone meets the government's requirements for exposure to radio waves. The guidelines are based on standards developed by independent scientific organizations through periodic and thorough evaluation of scientific studies. The standards include a substantial safety margin designed to assure the safety of all persons regardless of age or health.

FCC RF Exposure Information and Statement. The SAR limit of USA (FCC) is **1.60 W/kg** averaged over one gram of tissue. Device types: **CLA5** (FCC ID: **2ADYY-CLA5**) has also been tested against this SAR limit. The highest SAR value reported under this standard during product certification for use at the ear is **0.94 W/kg** and when properly worn on the body is **0.52 W/kg**.

Body-worn Operation

This device was tested for typical body-worn operations. To comply with RF exposure requirements, a minimum separation distance of **1.0 cm** must be maintained between the user's body and the handset, including the antenna. Third-party belt-clips, holsters, and similar accessories used by this device should not contain any metallic components. Body-worn accessories that do not meet these requirements may not comply with RF exposure requirements and should be avoided. Use only the supplied or an approved antenna.

TECHNO

HiOS runs on Android™ OS.
Android is a trademark of Google LLC.