



# USER MANUAL






Techko Kobot, Inc.  
☎ 1-888-883-2456  
✉ info@techkokobot.com

Tabletop  
Handheld Vacuum

## Getting Started

### Operation



-   
**Press to open the top cover**  
Press the top tab on the side of the unit to open the top cover.
-   
**Insert AA batteries**  
Insert 2x AA batteries (sold separately) according to diagrams on the unit.
-   
**Flip power switch on**  
Turn the unit on and begin vacuuming dust and debris.

## Cleaning & Maintenance



-   
**Press to open the bottom cover**  
Press the bottom tab on the side of the unit to open the bottom cover.
-   
**Empty dustbin after use**  
Empty the contents of the dustbin into a trash bin.
-   
**Remove the filter**  
Remove the filter to clean other areas within the dustbin.
-   
**Clean dustbin**  
Clean out small, leftover dust and debris using a brush.

## Warranty Information

### Limited One Year Warranty & Return Instructions



This warranty is only valid in the USA for one year. This warranty does not cover damage caused by accident, misuse, abuse, or failure to follow instructions contained in the user manual.

#### Return Instructions:

Please call TECHKO KOBOT customer service line prior to returning product to the retail store or seeking warranty replacement.

TECHKO KOBOT Customer Service: 1-888-883-2456