




SYLVANIA

BLUETOOTH LIGHT UP SPEAKER- USB/TF

MODEL NO.: SP776-B-DG_CS4

INSTRUCTION MANUAL



The picture is only provided for reference. Please refer to the actual unit!
SYLVANIA is a registered trademark of OSRAM Sylvania Inc. used under license.

Instructions for use
Please read all instructions carefully

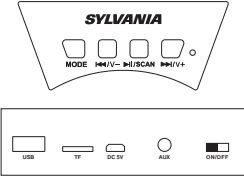
Getting started
Remove the unit from the box
Remove any packaging from the product.
Place the packaging inside the box and store for safekeeping




In the box
Bluetooth Speaker
USB charging cable
Instruction Manual

Features
-Bluetooth wireless connection functionality
-Built-in rechargeable battery
-Support USB/TF card
-FM radio ,search and record

Safety Instructions
Keep the unit away from heat sources, direct sunlight, humidity, water and any other liquids
Do not use the unit if it has been dropped or damaged in any way.
Repairs to electrical equipment should only be performed by a qualified electrician. Improper repairs may place the user at serious risk.
Do not put objects into any of the openings. Keep the unit free from dust, lint etc.

Do not use this unit for anything other than its intended use
Keep the unit out of reach of children
This product is not a toy
Do not use abrasive cleaning solvents to clean
To minimize the risk of fire or electrical shock, avoid operating in wet conditions such as rain or humidity
Do not operate around water (e.g. bathroom, swimming pool etc.)
Do not expose to excessive heat such as sunshine, fire etc
Never immerse the unit in water or any other liquid for cleaning purposes



TF slot:	Used to read the Mp3 files in FAT 32 format with maximum size of 32GB
USB slot	Used to read the Mp3 files in FAT32 format with maximum size of 32GB
	Under FM/USB/TF/Bluetooth mode, short press to move to previous channel/track, Press and hold to decrease the volume
	Under USB/TF/Bluetooth mode, short press for play and pause; Under FM mode, long press for automatic search.
	Under FM/USB/TF/Bluetooth mode, short press to move to next channel/track, Press and hold to increase the volume
Mode	Under shift button, Short press to change the mode to Bluetooth, FM, USB, TF card and AUX in. Default mode will be in Bluetooth mode.
DC-5V	One end of the cable should be inserted in DC 5V. Another end with USB jack should be inserted in USB port of the PC or other charging device with standard DC5V jack. The indicate LED is on when charging

INSTRUCTION FOR USE
Charging the speaker
This unit has a built in rechargeable battery. Before using it for the first time we recommend you use the USB cable to charge the battery fully.

Connect USB charging cable to the USB port or USB wall charger(Not included)
And connect other side to the USB charging slot of the speaker. The charging LED will be on when the it's charged. The charging LED will be off when the battery is fully charged.

Pairing your device with Bluetooth speaker
Pairing the Bluetooth with Bluetooth devices(phone or music device)
Switch the speaker ON and the Bluetooth mode will on automatically, you will hear a tone . Place the speaker and Bluetooth device (phone or music device)so that they are no further than 20 feet apart;


Activate the Bluetooth function on your Bluetooth device (phone or music device). Please refer to the manufacturer's instructions for instructions on enabling Bluetooth on your device.
Once you have activated Bluetooth on your device, select the pairing name "Syl SP776" from the list of available Bluetooth devices.
If required, enter the password 0000 to confirm to pairing. Once paired successfully, you will hear a tone indicating pairing successful.You can now start to use the speaker.

Once you have paired the speaker with a device, the speaker will remember this device and will pair automatically when the devices Bluetooth is activated and in range. You do not need to re-pair any previously connected devices.

The speaker will attempt to automatically connect to the last device it was paired with when Bluetooth mode turns on. If you want to pair it with a new device, please turn off your last Bluetooth device(phone or music device) then use your new device to search and select the pairing name. Once the speaker is paired with your device the music will transmit directly to the speaker. Please refer to your devices user manual for further information.

Function Summary
Listening to Music
Once the speakers are paired with your device you can stream music wirelessly through the portable speaker. Select the track you wish to listen to and it will be streamed to your Bluetooth speaker, and you can use your device to control the Volume and skip tracks.

USB/ TF card playback
After the speaker is turned on, insert the USB/TF card to the slot will start to play the music automatically, and the Bluetooth mode will be disconnect.

FM radio
After pressing the mode button to change to FM mode, press and hold  to search channel automatically. This operation will scan all FM stations and pre-record them to memory. The scan procedure will take several minutes to complete and should not be interrupted.

Please Note
• Not all mobile phones support all the functions listed above Please refer to your cell phone's user's manual for further information
• Certain functions and indication tones may vary depending on your mobile phone.

Cleaning & Maintenance
Turn OFF the speaker if it is left unattended and before cleaning.Never immerse the speaker into water and please use a dry cloth forCleaning.

Storage
•Turn OFF the power when you not in use, clean and store safely.

Do's and Don'ts
Read the following recommendations before using the speaker. Following these you will be able to enjoy the product for many years
• Don't use abrasive cleaning solvents to clean the speaker.
• Do not expose the speaker to extremely high or low temperature as this will shorten the life of electronic devices, distort certain plastic parts.
• Don't dispose of the speaker in a fire as it will result in an explosion
• Don't expose the speaker to contact with sharp objects as this will cause scratches and damage
• Don't attempt to disassemble the speaker as it may get damaged if you are not professional
• Do not expose the speaker to heat or fire. Avoid storage in direct sunlight.
• Do not subject the speaker to mechanical shock
• Do not add any fluids or solids to your speaker
• Do not use the speaker if it has been damaged in any way

Specifications

Bluetooth specification	Bluetooth V5.1
Operating distance	10 meters(max.)
Speaker drive size	3inch
Speaker power	3W
Frequency response	100Hz-20KHz
Signal to noise ratio	≥ 85dB
Charging time	About 3hours

Note: Battery life & charging time may vary based on usage & types of devices used.This equipment generates uses and can radiate radio frequency energy and if not installed and used in accordance with the instructions, may cause harmful interference to radio communications.However, there is no guarantee that interference will not occur in a particular installation. If this equipment does cause harmful interference to radio or television reception, which can be determined by turning the equipment off and on, the user is encouraged to try to correct the interference by one or more of the following measures:

- Increase the separation between the equipment and receiver
-Connect the equipment into an outlet on a circuit different from that to which the receiver is connected
-Consult the dealer or an experienced radio/TV technician for help
Changes or modifications not expressly approved by the party responsible for compliance could void the user's authority to operate the equipment.
This equipment has been tested and found to comply with the limits for a Class B digital device, pursuant to Part 15 of the FCC Rules. These limits are designed to provide reasonable protection against harmful interference in a residential installation. This equipment generates uses and can radiate radio frequency energy and, if not installed and used in accordance with the instructions, may cause harmful interference to radio communications. However, there is no guarantee that interference will not occur in a particular installation. If this equipment does cause harmful interference to radio or television reception, which can be determined by turning the equipment off and on, the user is encouraged to try to correct the interference by one or more of the following measures:
– Reorient or relocate the receiving antenna.
– Increase the separation between the equipment and receiver.
– Connect the equipment into an outlet on a circuit different from that to which the receiver is connected.
– Consult the dealer or an experienced radio/TV technician for help
This device complies with part 15 of the FCC rules. Operation is subject to the following two conditions
(1) this device may not cause harmful interference, and
(2) this device must accept any interference received, including interference that may cause undesired operation.

For service assistance and product information, please call 1-800-968-9853.
Curtis International Ltd.
7045 BECKETT DRIVE, UNIT 15, MISSISSAUGA, ON, L5S 2A3
To make a warranty claim, do not return this product to the store. Please email support@curtiscs.com or call 1-800-968-9853.

FCC Statement
Changes or modifications not expressly approved by the party responsible for compliance could void the user's authority to operate the equipment.
This equipment has been tested and found to comply with the limits for a Class B digital device, pursuant to Part 15 of the FCC Rules. These limits are designed to provide reasonable protection against harmful interference in a residential installation. This equipment generates uses and can radiate radio frequency energy and, if not installed and used in accordance with the instructions, may cause harmful interference to radio communications. However, there is no guarantee that interference will not occur in a particular installation. If this equipment does cause harmful interference to radio or television reception, which can be determined by turning the equipment off and on, the user is encouraged to try to correct the interference by one or more of the following measures:
– Reorient or relocate the receiving antenna.
– Increase the separation between the equipment and receiver.
– Connect the equipment into an outlet on a circuit different from that to which the receiver is connected.
– Consult the dealer or an experienced radio/TV technician for help
This device complies with part 15 of the FCC rules. Operation is subject to the following two conditions
(1) this device may not cause harmful interference, and
(2) this device must accept any interference received, including interference that may cause undesired operation.

90 day Year Warranty
This product is warranted to be free from defects in material and workmanship for a period of ninety (90) days from the date of original purchase. During this period, your exclusive remedy is repair or replacement of this product or component found to be defective, at our option; however, you are responsible for all costs associated with returning the product to us. If the product or component is no longer available, we will replace with a similar one of equal or greater value. Prior to a replacement being sent, the product must be rendered inoperable or returned to us.
This warranty does not cover glass, filters, wear from normal use, use not in conformity with the printed directions, or damage to the product resulting from accident, alteration, abuse, or misuse. This warranty extends only to the original consumer purchaser or gift recipient. Keep the original sales receipt, as proof of purchase is required to make a warranty claim. This warranty is void if the product is used for other than single-family household use or subjected to any voltage and waveform other than as on the specified rating on the label (e.g., 120V~60Hz).
We exclude all claims for special, incidental, and consequential damages caused by breach of express or implied warranty. All liability is limited to the amount of the purchase price. **Every implied warranty, including any statutory warranty or condition of merchantability or fitness for a particular purpose, is disclaimed except to the extent prohibited by law, in which case such warranty or condition is limited to the duration of this written warranty.** This Warranty gives you specific legal rights. You may have other legal rights that vary depending on where you live. Some states or provinces do not allow limitations on implied warranties of special, incidental, or consequential damages, so the foregoing limitations may not apply to you.
For faster service, locate the model, type, and serial numbers on your appliance.