

# Heated Vibration Massager

K769 v01: 13/05/22

Please read and retain these instructions for future reference

vivadia



## Dimensions

(W) 50 x (L) 117cm

- VIBRATION AND HEAT MASSAGE (VIBRATION AND HEAT POINTS CIRCLED)
- STRONG AND GENTLE SPEED ADJUSTMENT
- REMOTE CONTROL
- EQUIPPED WITH INTERNAL INFRARED HEATING DEVICE
- TIMER: 15-30MINS

## Technical details

Adaptor: 12V DC, 24W, 2A



## WARNINGS AND SAFETY INSTRUCTIONS:

WHEN USING ELECTRICAL APPLIANCES, BASIC SAFETY PRECAUTIONS SHOULD ALWAYS BE FOLLOWED:

- READ ALL INSTRUCTIONS BEFORE USE.
- FOR DOMESTIC INDOOR USE ONLY.
- DO NOT USE OUTDOORS OR FOR COMMERCIAL USE.
- BEFORE USE, CHECK THOROUGHLY FOR ANY DEFECTS AND DO NOT USE IF DEFECTS ARE FOUND. TAKE CARE NOT TO DROP THE APPLIANCE AS HEAVY IMPACTS MAY CAUSE INTERNAL DAMAGE.
- BEFORE CONNECTING THE APPLIANCE, CHECK IF THE VOLTAGE INDICATED ON THE BOTTOM OF THE APPLIANCE IS IN ACCORDANCE WITH THE MAINS VOLTAGE IN YOUR HOME.
- CHECK THE APPLIANCE AND POWER CABLE CAREFULLY FOR DAMAGE BEFORE EACH USE.
- THIS APPLIANCE CAN BE USED BY CHILDREN AGED FROM 8 YEARS AND ABOVE, AND PERSONS WITH REDUCED PHYSICAL, SENSORY OR MENTAL CAPABILITIES OR LACK OF EXPERIENCE AND KNOWLEDGE IF THEY HAVE BEEN GIVEN SUPERVISION OR INSTRUCTION CONCERNING USE OF THE APPLIANCE IN A SAFE WAY AND UNDERSTAND THE HAZARDS INVOLVED. CHILDREN SHALL NOT PLAY WITH THE APPLIANCE. CLEANING AND USER MAINTENANCE SHALL NOT BE MADE BY CHILDREN WITHOUT SUPERVISION.
- CHILDREN OF LESS THAN 3 YEARS SHOULD BE KEPT AWAY UNLESS CONTINUOUSLY SUPERVISED.
- **SOME PARTS OF THIS PRODUCT CAN BECOME VERY HOT AND CAUSE BURNS. PARTICULAR ATTENTION HAS TO BE GIVEN WHERE CHILDREN AND VULNERABLE PEOPLE ARE PRESENT.**
- THE USE OF ANY ACCESSORY OR ATTACHMENTS NOT RECOMMENDED BY COOPERS OF STORTFORD MAY CAUSE INJURIES AND INVALIDATE ANY WARRANTY YOU MAY HAVE.
- DO NOT LET THE POWER CABLE HANG OVER THE EDGE OF A TABLE OR COUNTER, OR TOUCH HOT SURFACES.
- DO NOT PLACE ON OR NEAR HEAT SOURCES.
- DO NOT COVER THE ITEM IN ANY WAY WHEN IN USE AS THIS MAY CAUSE OVERHEATING.
- DO NOT USE THIS APPLIANCE FOR ANY OTHER USE THAN THE INTENDED USE IT IS DESIGNED FOR.

**The Enterprise  
Department**

UK Head Office, 11 Bridge Street, Bishop's Stortford, CM23 2JU

Tel: 0844 4824400\*, Fax: 01279 756595

[www.coopersofstortford.co.uk](http://www.coopersofstortford.co.uk)

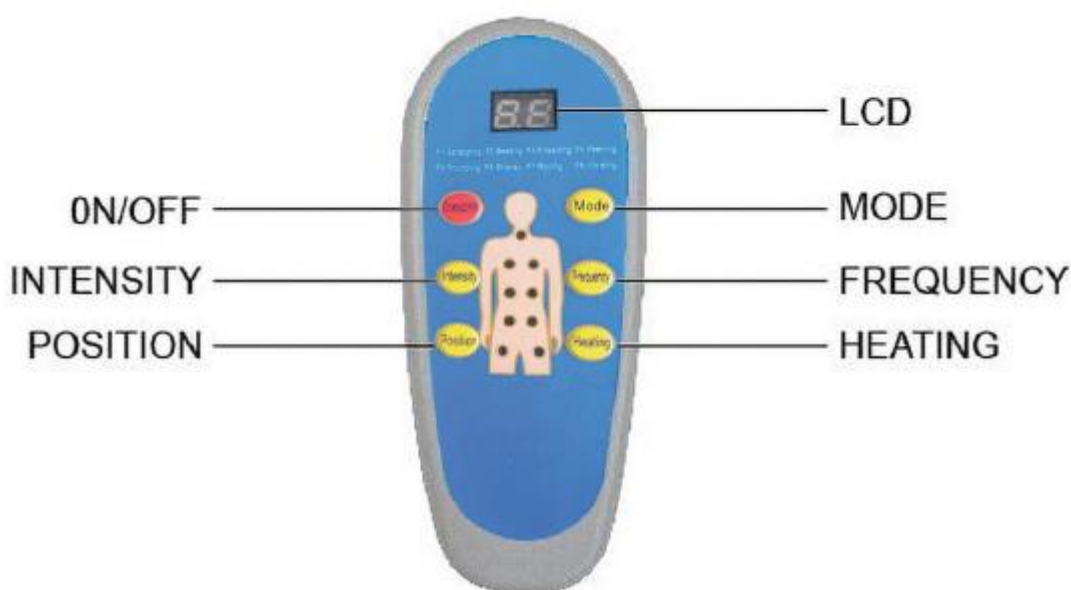
EU address: D.S.B. LD, 160 Bd. de Fourmies, 59100 Roubaix, France

Tel: (+44) 1279 701269

\*UK Calls cost around 7 pence per minute plus your telephone company's network access.  
Please check with your telephone supplier.

- TO PROTECT AGAINST ELECTRIC SHOCK, DO NOT IMMERSE POWER CABLE, PLUG OR APPLIANCE, IN WATER OR ANY OTHER LIQUID.
- UNPLUG FROM OUTLET WHEN NOT IN USE AND BEFORE CLEANING.
- DO NOT OPERATE ANY APPLIANCE WITH A DAMAGED POWER CABLE OR PLUG OR AFTER THE APPLIANCE MALFUNCTIONS, OR HAS BEEN DAMAGED IN ANY MANNER. WE RECOMMEND THAT THE POWER CABLE IS NOT KINKED OR STORED IN A TWISTED MANNER, AND THAT YOU REGULARLY CHECK ITS CONDITION.
- ANY REPAIRS MUST BE CONDUCTED BY A QUALIFIED ELECTRICIAN OR ELECTRICAL SERVICE AGENT.

## Remote control




## Modes:

- F1 Scraping – helps break up adhesions in soft tissue tightness
- F2 Beating – to stimulate muscles
- F3 Kneading – to treat tight muscles
- F4 Peening – hammering
- F5 Thumping – for larger muscle areas
- F6 Shiatsu
- F7 Rolling
- F8 Vibrating

## User Instructions

Connect the adaptor as shown.

- Press **"ON/OFF"** button, the screen will display "RU" 3 seconds before it displays "10" which means the machine is in automatic mode with the massage setting time of 10 minutes.
- Press the "ON/OFF" button again, it will display "20" for a massage setting time of 20 minutes;
- Press "ON/OFF" button again for a massage setting of 30 minutes;
- Press the "ON/OFF" the fourth time. It will shows "uOfn".The machine is switched off.
- Press **"Mode"** button, 8 different massage modes for choosing. F1- Scraping, F2- Beating, F3-Kneading, F4-Peening, F5-Thumping, F6- Shiatsu, F7- Rolling, F8- Vibrating.
- Press **"Intensity"** button to adjust the intensity of massage. The default intensity of the massager is "S4" . Loop press this button to change intensity from "S4-S9", and then from "S1-S9" again. (Weak to strong)
- Press **"Frequency"** button to adjust the speed of the massage frequency.
- The default frequency of the massager is "H4" . Loop press this button, frequency changes from UH4-H9n , and then from "H1-H9" again. (Slow to Fast)
- Press **"Position"** button to massage your individual part of the body, respectively from the neck, shoulder, waist, leg massage position.'
- Press **"Heating"** button. It will display "HE", the heating function has started.
- At the same time, massage function also be working. Press the "Heating" button again, it will display "CL" , it means close the heating function whilst the massage function continues to work.



## Attention

- Unplug the power plug before cleaning or after use.
- The massage mat should not be used in damp environment or bathroom. Please store it in a dry place away from direct light place.
- Do not use it while sleeping. To prevent a long time stimulating to your body.
- Do not use the massager within half an hour after a meal.
- Immediately stop using it when you have adverse reactions because of excessive stimulation during massaging.
- Please consult your GP before using the massager if you suffer from one of the following conditions: Pregnant woman, people who have heart disease, Spine pain and other acute disease.
- Please drink 500 CC water after massaging, to re-hydrate, keep hydrated after use.
- The massager cannot be used by people who are sensitive to heat.
- Please take care of the children, ensure they do not play this product.

## PLUG WIRING (UK & IRELAND)

This appliance is supplied with a mains adaptor/charger with BS1363 plug pins.


**DO NOT** use If the socket outlets in your home or office are not suitable for this product's mains adaptor/charger plug pins. Attempts to insert the mains adaptor/charger into the wrong socket is likely to cause electric hazard or damage.

**DO NOT** use with any other mains transformer/charger than the one that is supplied with this product.

## DISPOSAL

- Coopers of Stortford use recyclable or recycled packaging where possible.
- Please dispose of all packaging, paper, cartons, packaging in accordance with your local recycling regulations.
- Plastics, polybags – Contains the following recyclable plastic.



Code & Symbol	
Type of Plastic	Polystyrene
Commonly used for	Insulation boxes, water cups, protective packaging inserts, take away containers
Notes	Not commonly recycled but waste management centres will recycle it.

- At the end of the product's lifespan please check with your local council authorised household waste recycling centre for disposal.

