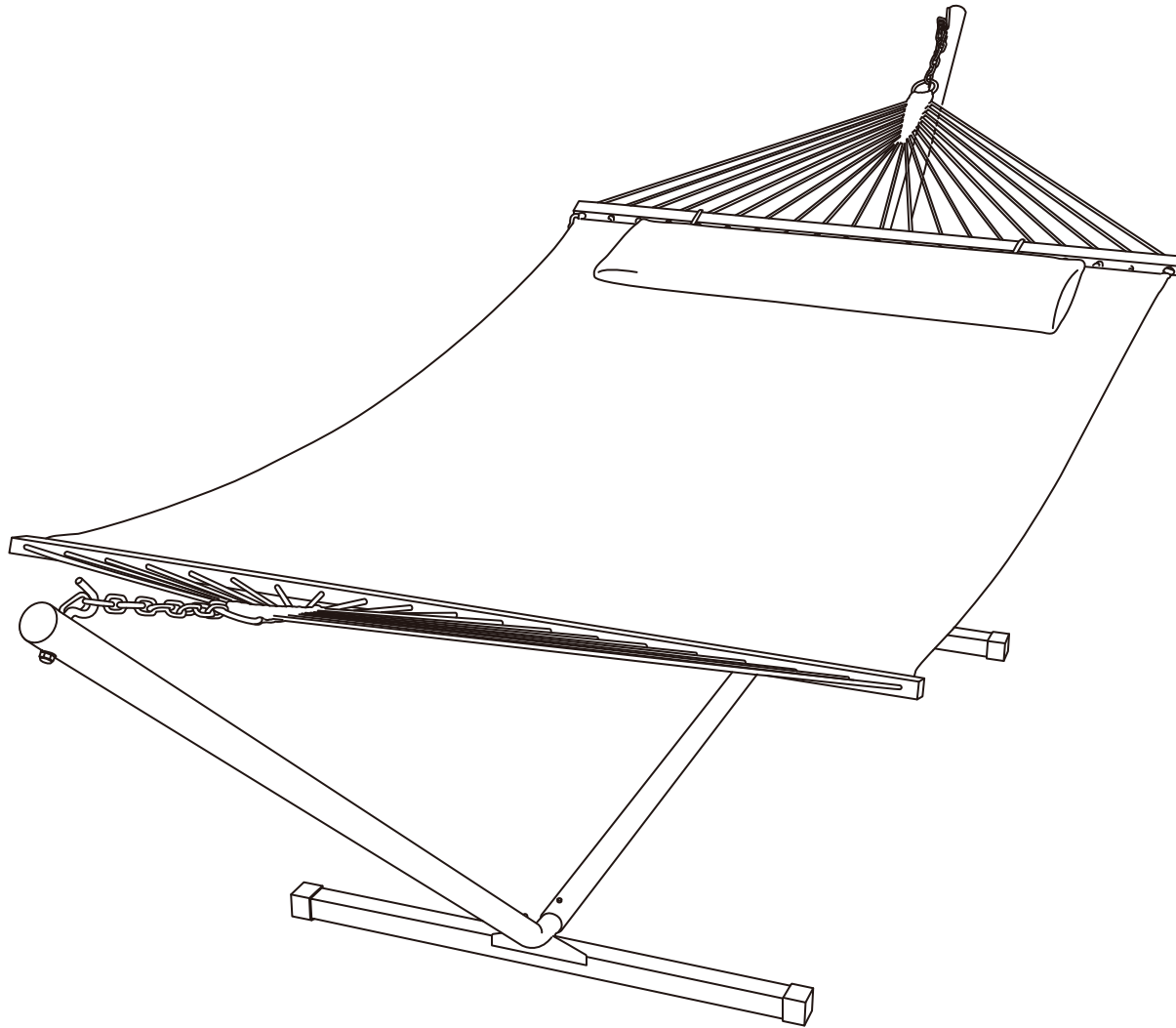
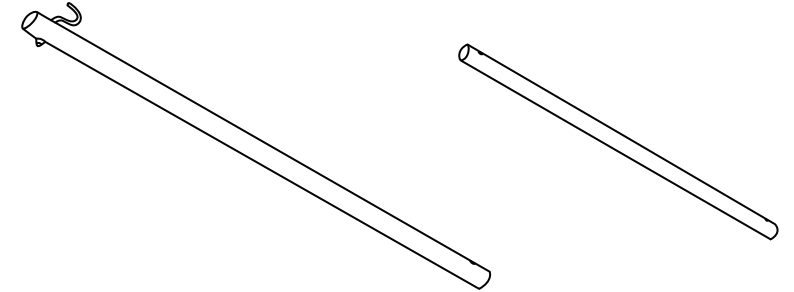


# HRST series

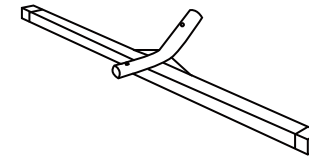


## PARTS LIST

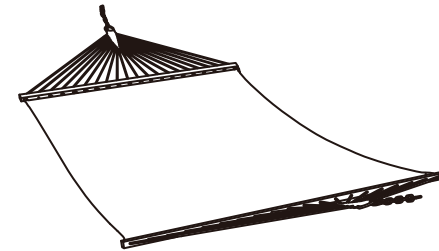


A x 2


B x 1



C x 2



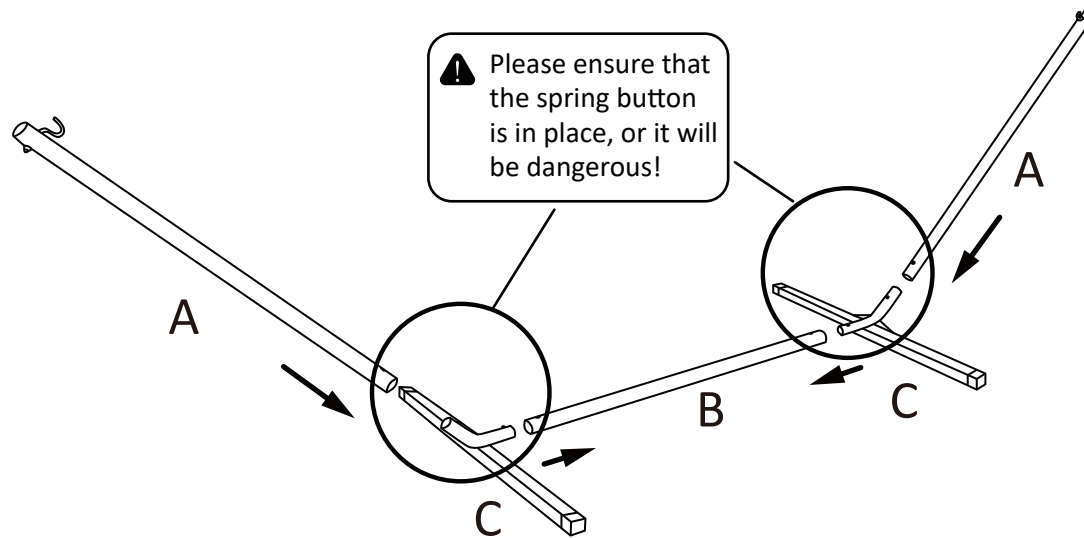
D x 1



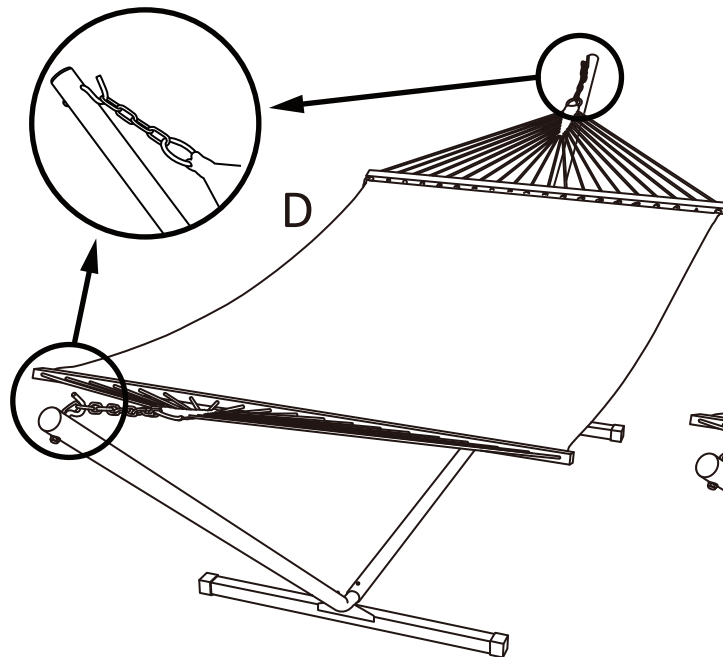
E x 1

**NOTE:** The instruction booklet contains **IMPORTANT** safety information  
Please read and keep for future reference.

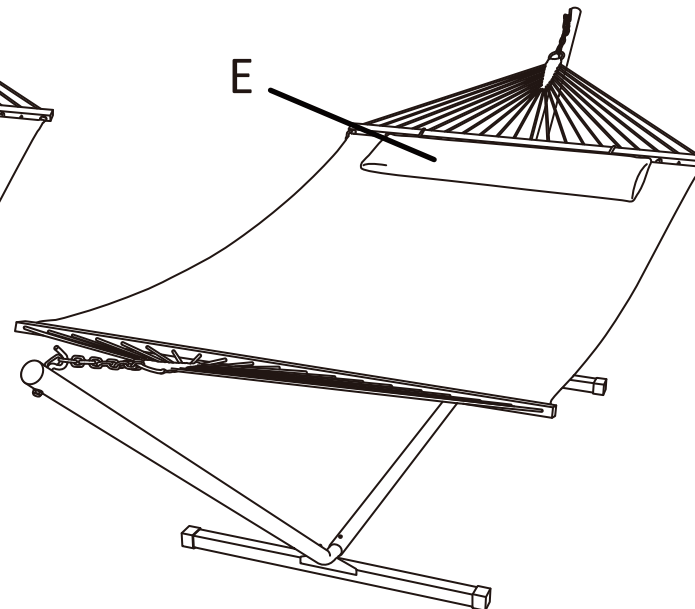
1



2



3



## USAGE

- The maximum load capacity is 475 lbs.
- Please ensure that the hammock stand is used on a flat, level surface.
- When using the hammock for the first time, please sit on the middle of the hammock.

## CARE

- DO NOT machine wash the hammock. To clean, stretch the hammock out on a dry, non-abrasive surface, and wash it with a garden hose. Scrub it with mild soap and rinse thoroughly with water. Leave it to dry under the sun, then store it back promptly in a proper place.
- Store the hammock in a cool & dry place when not in use during winter months.
- Your hammock is made of high quality material, but for extending the usage life, please keep out of the rain and direct sunlight when the hammock is not in use.
- Remove any dirt and moisture before storing the stand.

## IMPORTANT SAFETY INSTRUCTIONS

Failure to follow the safety instructions below could result in serious injuries or property damage. Save these instructions for future reference.

## WARNING

- Never place infants or pets on the hammock.
- Never allow young children to use hammock without adult's supervision.
- Never attempt to adjust hammock height or drape it while in use.
- Always inspect your hanging kit, parts, and hammock before each use to ensure safety.
- Always place your weight on the center of the hammock, not on either edge.

**CONTACT INFO:**  
**SUNCREATHD@outlook.com**