

TECNO

TECNO CM6

User Manual

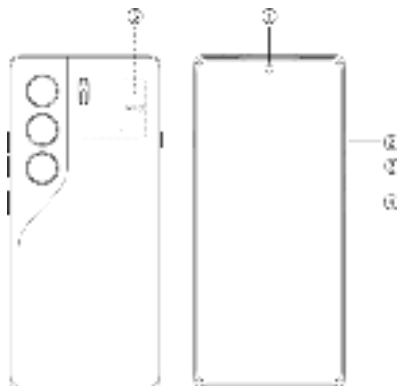


Exploded diagram specification



1	TP SP FILM	2	TP+LCM
3	MIDFRAME	4	FRONT CAM 50M
5	VC VAPOR CHAMBER	6	FCAM HOLDER
7	UP SPEAKER	8	MAIN BOARD
9	REAR CAM 50M	10	REAR SUPPORT CAM 8M
11	MAIN PCBA GRAPHITE	12	COAXIAL CABLE
13	FRONT CAM GRAPHITE	14	UP FRAME
15	NFC CABLE	16	FLASH FPC
17	FRONT CAM MYLAR	18	FLASHLIGHT FOAM
19	SUPPORT CAM CONDUCTIVE	20	FCAM FOAM
21	MAIN CAM COPPER	22	BACK SENSOR RUBBER
23	USB FPC FOAM	24	MAIN CAM COVER FOAM
25	BATTERY COVER	26	LCM GRAPHITE
27	USB BOARD	28	BATTERY
29	SIM BOARD	30	MOTOR
31	FINGER	32	MAIN SIM FPC
33	MAIN USB FPC	34	LCM RUBBER
35	DOWN FRAME	36	SPK BOX FRAME
37	FINGER FOAM	38	SIM HOLDER
39	SCREW	40	BATTERY COVER DECO
41	MAIN CAM GLASS LENS	42	SUPPORT CAM GLASS LENS
43	CAM GLASS LENS		

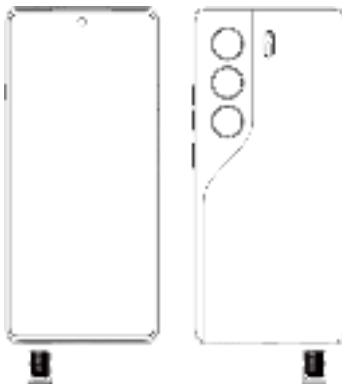
Know your phone



1. Front camera
2. Volume + button
3. Volume - button
4. Power button
5. NFC

SIM card installation

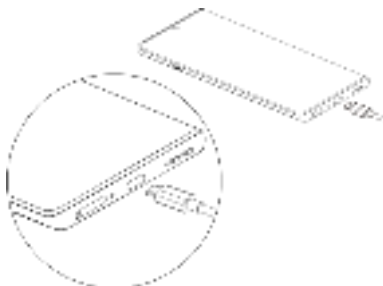
1. Power off your phone.
2. Refer to the following picture for SIM card installation.



Charging the phone

You can charge your phone with a charger or by connecting it to a computer using a USB cable (comes with the phone).

Use only TECNO chargers and cables. Other chargers or cables may damage the phone and invalidate its warranty.



FCC Caution

1. This device complies with Part 15 of the FCC Rules. Operation is subject to the following two conditions:

(1) This device may not cause harmful interference.

(2) This device must accept any interference received, including interference that may cause undesired operation.

2. Changes or modifications not expressly approved by the party responsible for compliance could void the user's authority to operate the equipment.

Information to the user.

Note: This equipment has been tested and found to comply with the limits for a Class B digital device, pursuant to part 15 of the FCC Rules. These limits are designed to provide reasonable protection against harmful interference in a residential installation. This equipment generates uses and can radiate radio frequency energy and, if not installed and used in accordance with the instructions, may cause harmful interference to radio communications. However, there is no guarantee that interference will not occur in a particular installation. If this equipment does cause harmful interference to radio or television reception, which can be determined by turning the equipment off and on, the user is encouraged to try to correct the interference by one or more of the following measures:

-Reorient or relocate the receiving antenna.

-Increase the separation between the equipment and receiver.

-Connect the equipment into an outlet on a circuit different from that to which the receiver is connected.

-Consult the dealer or an experienced radio/TV technician for help.

Specific Absorption Rate (SAR) information:

This mobile phone meets the government's requirements for exposure to radio waves. The guidelines are based on standards that were developed by independent scientific organizations through periodic and thorough evaluation of scientific studies. The standards include a substantial safety margin designed to assure the safety of all persons regardless of age or health.

FCC RF Exposure Information and Statement The SAR limit of USA (FCC) is 1.6 W/kg averaged over one gram of tissue. Device types: CM6 (FCC ID: 2ADYY-CM6) has also been tested against this SAR limit. The highest SAR value reported under this standard during product certification for use at the ear is 0.430 W/kg and when properly worn on the body is 0.727W/kg.

Body-worn Operation

This device was tested for typical body-worn operations. To comply with RF exposure requirements, a minimum separation distance of 1.0cm must be maintained between the user's body and the handset, including the antenna. Third-party belt-clips, holsters, and similar accessories used by this device should not contain any metallic components. Body-worn accessories that do not meet these requirements may not comply with RF exposure requirements and should be avoided. Use only the supplied or an approved antenna.

Dolby, Dolby Atmos, and the double-D symbol are registered trademarks of Dolby Laboratories Licensing Corporation. Manufactured under license from Dolby Laboratories. Confidential unpublished works. Copyright © 2012-2024 Dolby Laboratories. All rights reserved.

TECHNO

HiOS runs on Android™ OS.
Android is a trademark of Google LLC.