



INSTALLATION INSTRUCTIONS

Polaris Pro R Magnum Twin Exit Slip-On Exhaust

SKU(s):

INCLUDED PARTS

(1) EVP Muffler
(1) Dual Tips
(1) Muffler Donut Gasket

REQUIRED TOOLS

10, 13, 14, 15mm Socket
T-40, T-50 Socket
Torque Wrench
Sharpie



WE'D LOVE TO HEAR FROM YOU - LEAVE A REVIEW & STAY CONNECTED! [@](#) [f](#) [d](#)



INSTALLATION INSTRUCTIONS

Step 1: Remove the (4) T-45 screws holding the bed in, remove the bed.

Step 2: Underneath the bed will be (4) T-40 screws, remove them.

Step 3: Remove (2) T40 screws on the outside of the car, holding the rear plastics on.




Step 4: Remove (2) T-50 bolts holding the rear valence on. (There are 2 metal clips above plastic)





WE'D LOVE TO HEAR FROM YOU - LEAVE A REVIEW & STAY CONNECTED!   

Step 5: Remove the (2) 14mm flange bolts with springs, sealing the muffler.



Step 6: Mark the lower exhaust mounting bolts for correct alignment when installing the new muffler. Remove (2) 13mm bolts once done.






INSTALLATION INSTRUCTIONS


Step 7: Slide the muffler towards the passenger side, out of the exhaust hangers. Pushing the left side of the muffler towards the engine, spin the muffler clockwise and pull the muffler out of the rear.

Step 8: Swing the new muffler into the rear opening. Slide the muffler into the exhaust hangers, leaving the lower one loose.

Step 9: Install the donut exhaust gasket into the muffler, tighten the (2) 13mm bolts with springs down.



Step 10: Install the tips, leave them loose so you can move them around. Once lined up, tighten down.



Step 11: Align the (2) 14mm lower hanger flange bolts. Tighten down.





INSTALLATION INSTRUCTIONS

Step 12: Reinstall the rear plastic (temporarily) to align the muffler and tips.

Step 13: Using a 10mm socket, torque the tips to 95 in/lbs

Step 14: Using a 15mm socket, torque the muffler clamp to 18 ft/lbs

Step 15: Reinstall all rear plastics and box.

Thank you for choosing Evolution Powersports products. If you require further assistance, please call our Tech Support @ (715) 247-3862

Note: This product is exempt from the emission standards and related requirements of 40 C.F.R. § 1051 as provided by 40 C.F.R. § 1051.620, and California law [e.g., vehicle code §§ 27156 and 38391]. This product is sold only for use in connection with EPA certified, purpose-built, nonroad vehicles used solely for closed course, nonroad competition/racing and not used for any recreational purpose or on public highways or right of ways maintained by and open to the public. This product is sold only in connection with machines that do not fall under state and/or federal noise or emission standards/regulations. Purchasers who/that purchase this product represent and warrant that the product is purchased only in connection with EPA -certified, emission-regulations-exempt and noise-regulations-exempt competition/racing vehicles as interpreted under applicable state and/or federal law. Questions: Call Evolution Powersports at (715) 247-3862.

WE'D LOVE TO HEAR FROM YOU - LEAVE A REVIEW & STAY CONNECTED!

