An aerial view of a city with various digital overlays. These include a globe with a bar chart, a circular arrow with a number 1, a bar chart, and a circular arrow with a number 1. The overlays are semi-transparent and have a blue and white color scheme.

# Oracle Cloud Azure MFA Configuration External User Guide



BV.COM

PROPRIETARY & CONFIDENTIAL



1. To request a user account in our Oracle Supplier Portal, please reach out to [BVAPSUPPMINT@bv.com](mailto:BVAPSUPPMINT@bv.com)
2. When you receive the email below, please click on the link or paste the following into your browser to complete the MFA registration:  
<https://myaccess.microsoft.com/@BlackandVeatch.onmicrosoft.com#/access-packages/9509ca42-f59e-4940-ad35-847138e3f171>

Congratulations! Your Oracle Fusion Applications account has been successfully created. Before logging in, you will need to register your email for Multi-Factor Authentication (MFA) through Azure.

Please follow the link below to register your email with MFA.

MFA Registration - <https://myaccess.microsoft.com/@BlackandVeatch.onmicrosoft.com#/access-packages/9509ca42-f59e-4940-ad35-847138e3f171>

***\*Please request the Oracle Fusion Prod access package only\****

Once registered with Azure MFA and confirmation email has been received, then the link below will allow you to log into Oracle Cloud Supplier Portal.

Supplier Portal Login URL - <https://elbr.login.us2.oraclecloud.com/>

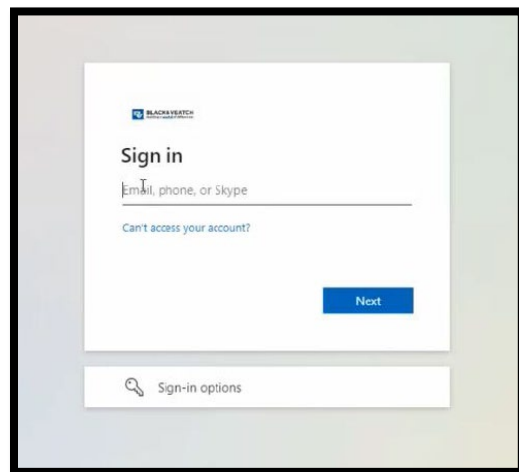
***\*Please log into this link once every 180 days to avoid expiration. Without activity the MFA registration will expire and re-registration of your email address in Azure will be required by using the link above.\****

For any further queries mail us at [BVAPSUPPMINT@BV.COM](mailto:BVAPSUPPMINT@BV.COM).

Thank You,  
Black & Veatch Oracle Fusion Applications

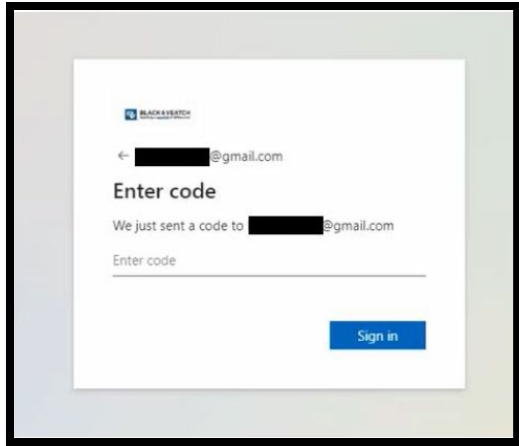
3. Enter the email address associated with your Oracle Cloud Supplier Portal account & click next to trigger email notification with 6-digit code

*\*If your company identity provider is Microsoft or if you have already established a Microsoft account with your email address, then this should be the email address registered with Microsoft. Ensure the email registered in Oracle matches what you enter here.*



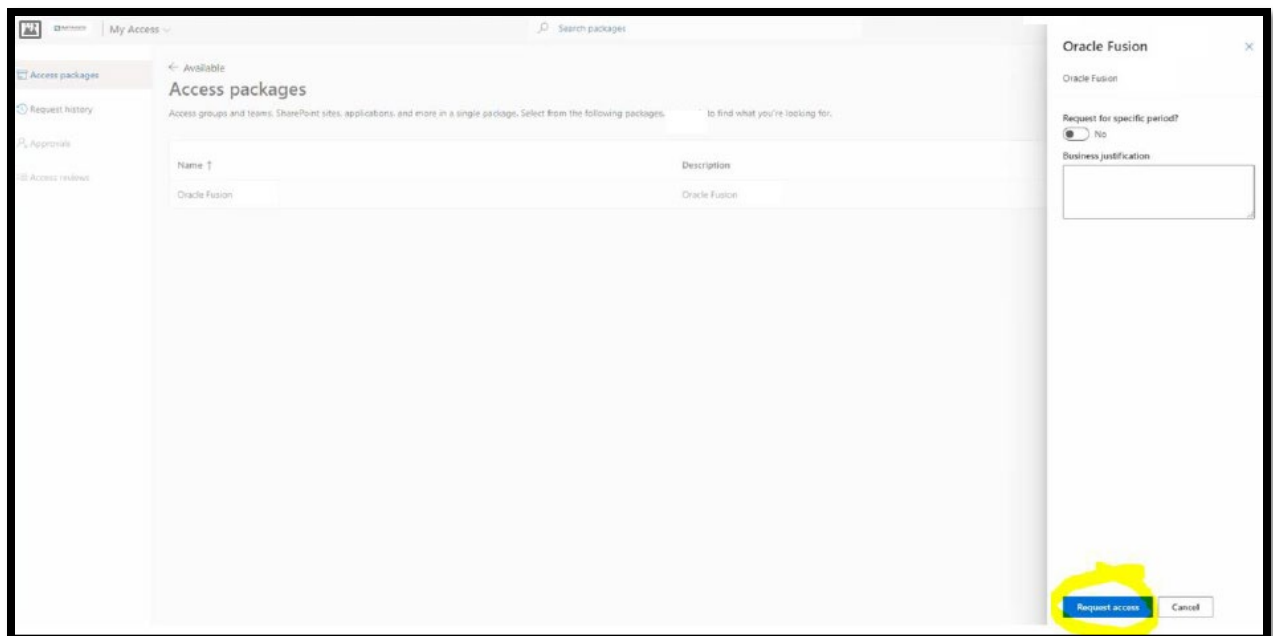
4. Enter code sent to email & click Sign In (code will only work for 30 minutes)

*\*You may be prompted for your Microsoft password if an account has already been established with Microsoft . If you are prompted for a password anytime during this process, it is prompting for your company Microsoft Azure password – not your Oracle password.*



\*If you have any issues with your identity in step 3 & 4, please try these steps while in incognito mode. Copy the [LINK](#) and paste it into a private/incognito browser. This will help “clear the cache” that’s archived on your machine, making Microsoft establish a fresh identity for your email.

5. Click “Request Access” for Oracle Fusion (no need to Request for a specific period or enter Business justification)



5A) If the “Request Access” button does not appear and instead you are provided with a list of applications, please select the “Request” button next to the “Oracle Fusion Prod” application. This will launch the screen shot above where the “Request access” button is visible to select.

\*Please request the Oracle Fusion Prod access package only. DART, SMART, Zinier, or others should not be requested\*

Access packages

Access groups and teams, SharePoint sites, applications, and more in a single package. Select from the following packages, or search to find what you're looking for.

Name	Description	Resources	Actions
ARGOS	Access to the ARGOS UK	ARGOS Prod UK	Request
ARGOS-BV	Access to the ARGOS UK	ARGOS Prod UK	Request
ARGOS-DEV	Access to the ARGOS Development	ARGOS Dev UK	Request
ARGOS-DEV-BV	Access to the ARGOS Development	ARGOS Dev UK	Request
Avengrid Test	Avengrid Test	AAD-GRP-Access-Package-Avengrid-Test-BV-Avengrid-Test	Request
Sentinel ODC Production	Sentinel ODC Production Access Package: S2S Access Test	Sentinel ODC Production, Sentinel ODC AccessPackage Test	Request
DART_Prod	General Access to DART	DART_PROD, AAD-GRP-ACCESS-PCOG-DART-PROD	Request
cloudquest	CTACOREN6357	AAD-GRP-Cloudquest	Request
Oracle Fusion	Oracle Fusion	Oracle Fusion Users	Request
SMART_Prod	General Access to SMART	SMART_prod, AAD-GRP-ACCESS-PCOG-SMART-PROD	Request
Zinner_Prod	Zinner_Prod	AAD-GRP-ACCESS-PCOG-ZINNER_PROD, Zinner_PROD	Request

6. Azure MFA request is COMPLETE - supplier will receive confirmation email once request has been approved, but **DO NOT** click **Get started** to access Oracle Cloud

You now have access to Oracle Fusion Dev Inbox x

**Microsoft Azure** <azure-noreply@microsoft.com>  
to me ▾

**BLACK & VEATCH**  
Building a world of difference

## You've received access to Oracle Fusion

You have access to Oracle Fusion    [Get started now.](#)

[Get started >](#)

Access start date:    Now

Access end date:    180 days

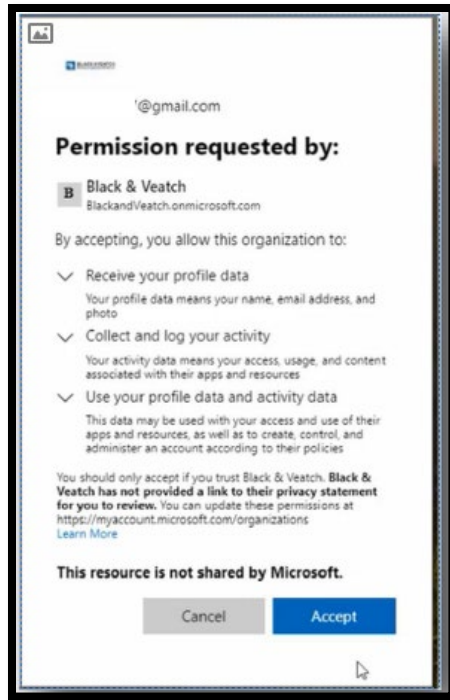
[Privacy Statement](#)  
Microsoft Corporation, One Microsoft Way, Redmond, WA 98052

Facilitated by  
 Microsoft

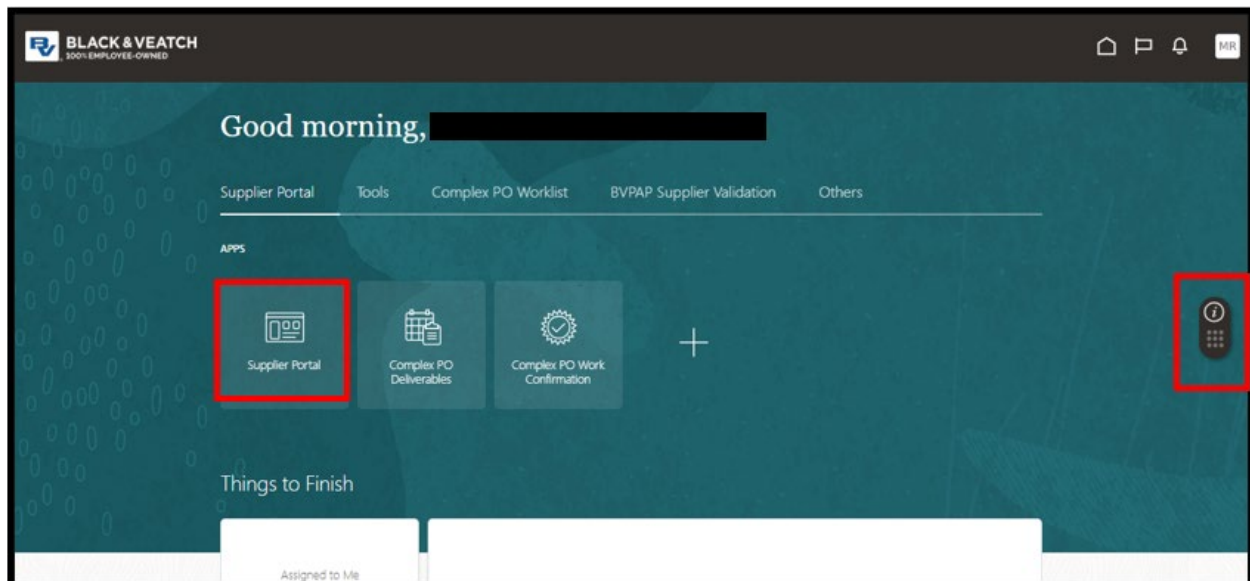
7. Navigate to Oracle Cloud: <https://elbr.fa.us2.oraclecloud.com>

\*This Oracle Cloud URL will not work until the email from step 4 has been received.

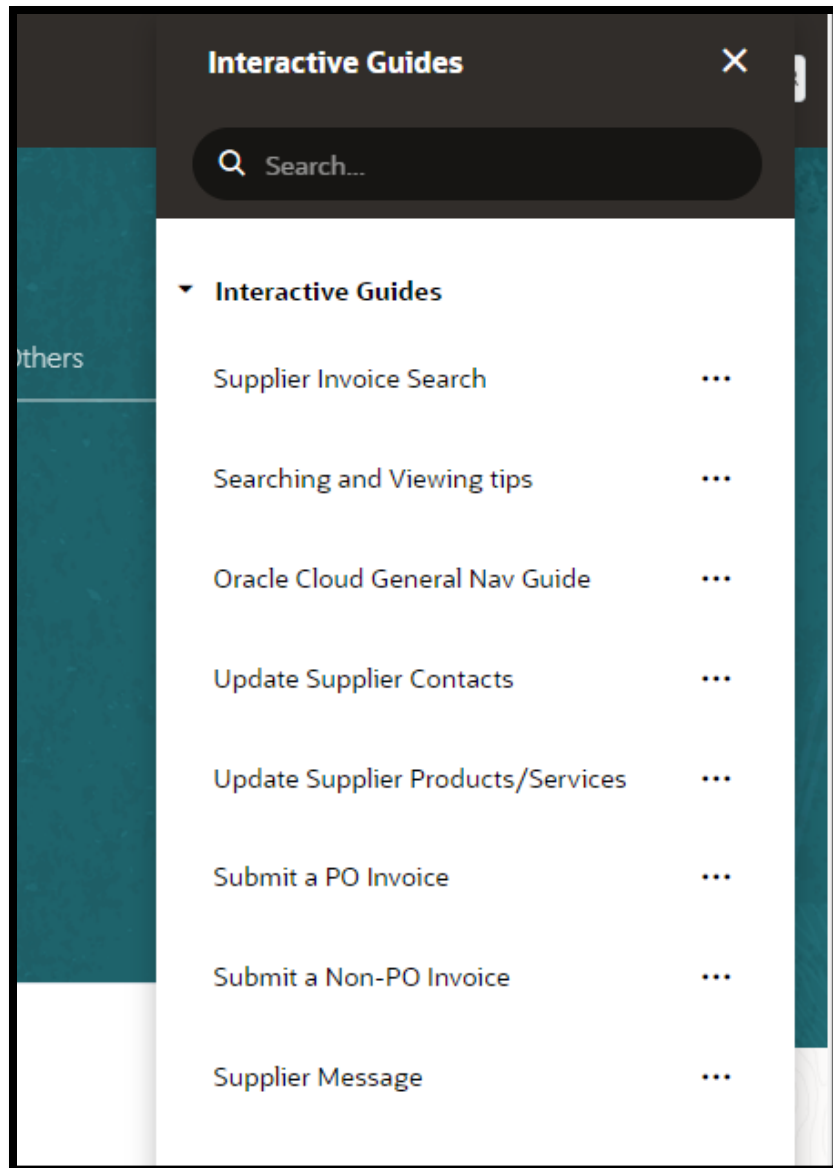
a.) Accept Permission Request for BV to collect name & email (one time step)



8. DONE – Navigate to Supplier Portal or Guided Learning Widget on the far right side of the screen for a menu of Interactive step-by-step guides.







If you have any questions during the registration process or need further assistance, please reach out to [BVAPSUPPMINT@BV.COM](mailto:BVAPSUPPMINT@BV.COM).