

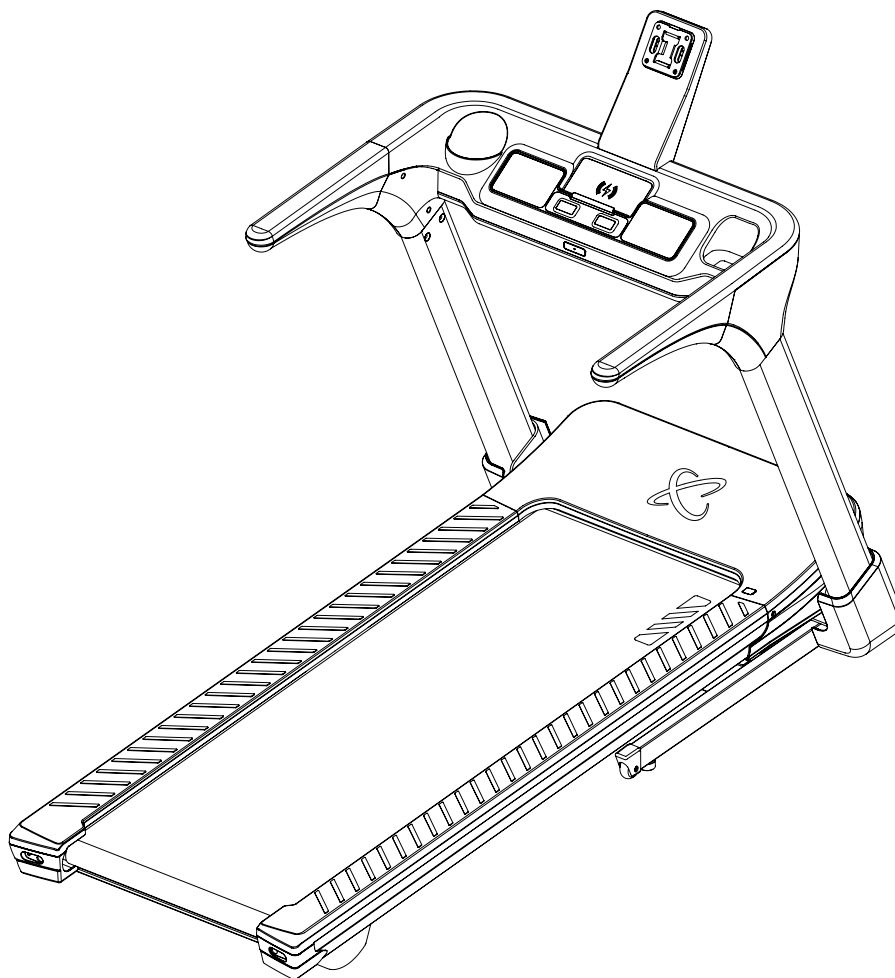


Models: T5B-110.1
T5B-220.1

SERVICE MANUAL

CENTR INSPIRE SERIES T5 & T5S

IMPORTANT, RETAIN FOR FUTURE REFERENCE: READ CAREFULLY



Manual to be used for Unit Serial Number Range:

Starting S/N: T5B-110.1-9-24-11-000001

Starting S/N: T5B-220.1-9-24-11-000001

MADE IN CHINA
80434-EN-V2025-05-13

TABLE OF CONTENTS

IMPORTANT SAFETY INSTRUCTIONS.....	5
PARTS DIAGRAMS.....	6
PARTS LIST.....	7
ELECTRICAL WIRING DIAGRAM (110V MACHINES).....	8
ELECTRICAL PARTS LIST (110V MACHINES).....	9
ELECTRICAL WIRING DIAGRAM (220V MACHINES).....	10
ELECTRICAL PARTS LIST (220V MACHINES).....	11

IMPORTANT SAFETY INSTRUCTIONS

DANGER

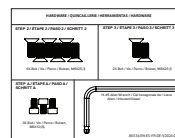


To reduce the risk of electrical shock, disconnect the power cord from the outlet and machine and wait 5 minutes before servicing this product. Any diagnosis or repairs of this product should be done by a trained service technician or an individual who is aware of proper safety procedures. If proper safety procedures are not followed, an electric shock is possible. Store the power cord in a secure location.

WARNING!

To reduce the risk of burns, fire, electric shock, or injury to persons:

1. Read and understand the Important Safety Instructions before working on the machine. Failure to obey the instructions and safety warnings could cause injury to the service technician or bystanders.
2. Keep bystanders, children and pets away from the product being serviced at all times.
3. Make sure that the repair is done in an appropriate work space away from foot traffic and exposure to bystanders.
4. Be aware that as hardware is removed from parts on this machine, the loose parts may need to be supported or damage to you or the machine may occur. Be sure to be prepared to support the weight of the part before fully removing any hardware when servicing the machine. If necessary, use a second person to assist with supporting the part.
5. Some components of the equipment can be heavy or awkward. Enlist the service of a second person when you do maintenance steps involving these components. Do not try to do heavy or awkward steps on your own.
6. If replacement parts are necessary, use only genuine Centr replacement parts and hardware. Failure to use genuine replacement parts can cause a risk to users, keep the machine from operating correctly and will void the warranty.
7. Be sure that all warning stickers and instructional placards applied to the product are present and in good condition when doing maintenance or replacing components. If at any time the Warning labels become loose, unreadable or dislodged, replace the labels.
8. Do not try to change the design or functionality of the machine being serviced as this can adversely effect user safety and will void the warranty.
9. Do not use the machine until all shrouds, instructions, warning labels and correct functionality have been verified and tested for correct performance.



80351



105432

105428

105286

105283

105390

105388

105389

105430

105372

105429

105375

105379

104507

105376

105378

105380

105341

105719

105366

105365

105361

105394

105423

105720

105393

105413

105415

105345

105424

105426

105527

105425

103176

105434 (110V)
105573 (220V)

105421

103206

105358

105412

105463

105433

103304

103209

103178

103196

103210

103177

104437

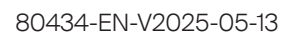
104038

105346

105722

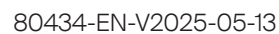
CENTR

PART NUMBER	DESCRIPTION	QTY.
103176	BUMPER, RUNNING DECK	6
103177	WHEEL, TRANSPORT	2
103178	BUMPER, BASE FRAME	2
103196	BUMPER, FOOT	4
103206	WASHER, RAIL MOUNT	8
103209	PLUG, 25 X 50 X 13	2
103210	COVER, TRANSPORT WHEEL	2
103304	ASSY, TM LUBRICATION, 30mL BOTTLE & NOZZLE	1
104038	RUBBER WHEEL	2
104437	COVER, REAR WHEEL	2
104507	ASSY, REMOVABLE SAFETY KEY	1
105283	BUTTONS, START AND STOP	1
105286	WIRELESS CHARGING PAD	1
105341	ASSY, UPRIGHT, LH	1
105345	ASSY, REAR COVER, LH	1
105346	ASSY, REAR COVER, RH	1
105358	COVER, FRONT SIDE, RH	1
105361	COVER, FRONT SIDE, LH	1
105363	ASSY, MOTOR COVER	1
105365	ASSY, COVER, UPRIGHT BASE, RH	1
105366	ASSY, COVER, UPRIGHT BASE, LH	1
105369	COVER, CENTER CONSOLE, TOP	1
105372	COVER, CENTER CONSOLE TOP	1
105375	HANDRAIL GRIP, LH	1
105376	HANDRAIL GRIP, RH	1
105378	ASSY, CENTER CONSOLE BOTTOM COVER	1
105379	COVER, UPRIGHT INSIDE, LH	1
105380	COVER, UPRIGHT INSIDE, RH	1
105386	ASSY, BELT LUBRICATION TRAY	1
105388	CENTER CONSOLE, BACK PLATE	1
105389	CONSOLE RIGHT PANEL, SPEED	1
105390	CONSOLE LEFT PANEL, INCLINE	1
105393	COVER, BELT LUBRICATION PORT	1
105394	BELT, J7, 170	1
105412	ASSY, SIDERAIL COVER, RH	1
105413	ASSY, SIDERAIL COVER, LH	1
105415	ASSY, SIDE PLATFORM, LH	1
105421	ASSY, SIDE PLATFORM, RH	1
105423	ROLLER, FRONT, 50 DIA	1
105424	ROLLER, REAR, 50 DIA	1
105425	BELT, RUNNING, MAINTENANCE FREE	1
105426	DECK, RUNNING	1
105428	ASSY, CONSOLE BASE AND HANDRAILS	1
105429	ASSY, CENTER CONSOLE TOP COVER	1
105430	ASSY, CENTER CONSOLE	1
105432	ASSY, CONSOLE MAST	1
105433	WLDMT, INCLINE FRAME	1
105434	(FOR 110V MACHINE) ASSY, MOTOR BTM TRAY, 110V	1
105463	AIR CYLINDER, DECK LIFT	1
105527	FOAM STRIP, 20 X 1400 X 2	2
105573	(FOR 220V MACHINE) ASSY, MOTOR BTM TRAY, 220V	1
105719	ASSY, UPRIGHT, RH	1
105720	ASSY, MOTOR COVER, MAINT FREE BELT	1
105722	ASSY, BASE FRAME	1
80351	HARDWARE CARD, CENTR T5B	1



ELECTRICAL PARTS LIST (FOR 110V MACHINES)

PART NUMBER	DESCRIPTION	QTY.
103153	WIRE, GROUND, GREEN-YELLOW, 16AWG, 100mm	1
103156	WIRE, BROWN, 14AWG, 100mm	2
103172	SWITCH, POWER ON/OFF, 16A	1
103174	RECEPTACLE, POWER, C14, 16A	1
103216	CORD, POWER, TYPE B	1
103259	FILTER, YB35D5-15A-Q	1
103270	WIRE, GROUND, GREEN-YELLOW, 16AWG, 600mm	1
103271	WIRE, GROUND, GREEN-YELLOW, 16AWG, 400mm	1
103272	WIRE, BLUE, 14AWG, 150mm	1
103274	WIRE, BROWN, 14AWG, 300mm	1
103275	WIRE, BLUE, 14AWG, 300mm	1
103276	PCBA, BT	1
103277	CABLE, BT, 200mm	1
104503	ASSY, REMOVABLE SAFETY KEY, FEMALE	1
105311	CABLE, CONSOLE PCBA TO MAST, 250mm	1
105316	PCBA, WIRELESS CHARGING PAD	1
105325	POWER CONVERTOR, AC TO DC	1
105328	CABLE, SWITCH TO ADAPTER & FITLER, BRANCHED 300mm 600mm	1
105396	CABLE, CONSOLE PCBA TO MAST, 300mm	1
105431	PCBA, T5B CONSOLE	1
105525	MOTOR, RUNNING BELT, 2.0HP	1
105526	MOTOR, INCLINE LIFT, 1/15HP, 110V	1
105560	ASSY, MOTOR CONTROL BOARDS, 110V	1
105561	CABLE, CONSOLE PCBA, COMM & POWER, 1850mm	1
105562	CABLE, CONSOLE PCBA, COMM & POWER, 700mm	1
105563	CABLE, WIRELESS CHARGING PAD, 200mm	1
105571	FUSE, OVERLOAD PROTECTOR, 15A	1



ELECTRICAL PARTS LIST (FOR 220V MACHINES)

PART NUMBER	DESCRIPTION	QTY.
103153	WIRE, GROUND, GREEN-YELLOW, 16AWG, 100mm	1
103156	WIRE, BROWN, 14AWG, 100mm	2
103172	SWITCH, POWER ON/OFF, 16A	1
103174	RECEPTACLE, POWER, C14, 16A	1
103259	FILTER, YB35D5-15A-Q	1
103270	WIRE, GROUND, GREEN-YELLOW, 16AWG, 600mm	1
103271	WIRE, GROUND, GREEN-YELLOW, 16AWG, 400mm	1
103272	WIRE, BLUE, 14AWG, 150mm	1
103274	WIRE, BROWN, 14AWG, 300mm	1
103275	WIRE, BLUE, 14AWG, 300mm	1
103276	PCBA, BT	1
103277	CABLE, BT, 200mm	1
103565	CORD, POWER, TYPE E	1
103566	CORD, POWER, TYPE I	1
103567	CORD, POWER, TYPE K	1
103568	CORD, POWER, TYPE G	1
103569	CORD, POWER, TYPE J	1
104503	ASSY, REMOVABLE SAFETY KEY, FEMALE	1
104671	INDUCTOR, 2.2kW, PFC-10A-4.0	1
105311	CABLE, CONSOLE PCBA TO MAST, 250mm	1
105316	PCBA, WIRELESS CHARGING PAD	1
105325	POWER CONVERTOR, AC TO DC	1
105328	CABLE, SWITCH TO ADAPTER & FITLER, BRANCHED 300mm 600mm	1
105339	WIRE, BLUE, 14AWG, 600mm	1
105396	CABLE, CONSOLE PCBA TO MAST, 300mm	1
105431	PCBA, T5B CONSOLE	1
105525	MOTOR, RUNNING BELT, 2.0HP	1
105561	CABLE, CONSOLE PCBA, COMM & POWER, 1850mm	1
105562	CABLE, CONSOLE PCBA, COMM & POWER, 700mm	1
105563	CABLE, WIRELESS CHARGING PAD, 200mm	1
105572	FUSE, OVERLOAD PROTECTOR, 10A	1
105575	MOTOR, INCLINE LIFT, 1/15HP, 220V	1
105576	ASSY, MOTOR CONTROL BOARD, 220V	1

CENTR