



042B4522-EN

Wireless Carplay & Wireless Android Auto Adapter



Quick Guide

Packing List



Wireless Adapter

USB-A Cable

USB-C Cable

Quick Guide

Compatibility Note

- ◆ Please make sure your car supports wired Carplay or Android Auto functions.
- ◆ Required iPhone 6 or later iPhone models with IOS 10 or above for wireless Carplay function.
- ◆ Required an Android smartphone that support latest Android Auto function and with Android 11 or higher for wireless Android Auto function.

How to confirm if your car has Apple wired CarPlay or Android Auto function:

Method 1:

Connect your iPhone or Android smartphone to your car by USB data cable and see connection interface logo on your car display.

Method 2:

Check the compatible list below or check with your car manufacturer to see if your car has this capability.



<https://www.apple.com/ios/carplay/available-models/>



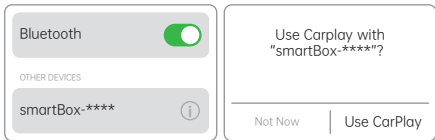
<https://www.android.com/auto/Compatibility#Compatibility-vehicles>

How To Use


1. Start the car and wait for the car head unit system to be loading completed.
2. Connect the Wireless Carplay & Android auto adapter to the USB-A or USB-C port in your car. Please make sure to plug the adapter into the wired Apple Carplay or Android Auto port of the car.

3. After the device is successfully connect to the vehicle, there will be a Bluetooth prompt dialog box, and the Bluetooth name will be prompted as: smartBox-****.
4. Turn on the Wi-Fi of your mobile phone.
5. Turn on the Bluetooth of your mobile phone, search and pair the Bluetooth 'smartBox-****' , and continue to agree to use it, then you can use the Carplay or android auto function normally.

Carplay Connection



Android Auto Connection



You are ready to enjoy wireless Carplay or wireless Android Auto now.

Please note that you should keep your phone Bluetooth turned on, so that you can automatically link Carplay or android auto next time.


Please Note


1. The wireless Carplay & Android Auto adapter working principle is: uses Bluetooth to establish a pairing between the iPhone or Android smartphone and the vehicle, then switches to using Wi-Fi to maintain the wireless connection.
2. Please ensure wireless Carplay & Android auto Adapter power indicates blue light is on.
3. Please ensure that your car models support wired Carplay or Android auto functions.

OTA Online Update

1. Connect to car charger port.
2. Connect WiFi. Join the WiFi devices naming "smart-Box-****" on your Phone with password: 88888888.

< Connections

Wi-Fi 


smartBox-**** 

< Enter Password

Password: 88888888

Cancel | Join

3. Enter the IP address 192.168.1.101 in your Browser, and press "click me to upgrade" ; wait for a few minutes for upgrade.

 192.168.1.101

System Version

Build Number *****

Settings

Restore factory settings >

WiFi AP 36 >

Delayed start Default >

Online Update

New version is available

Update

Note: Please forget the "smartBox-**" Networks after upgrading successfully.**

FAQ

1.What is the Wi-Fi password for the Wireless Carplay & Android Auto Adapter?

We need to connect the Bluetooth, not Wi-Fi. After Bluetooth matching is successful, Wi-Fi will automatically connect.

So no need Wi-Fi password. Make sure your Wi-Fi is turned on and unoccupied when pairing.

2.After pairing Android Auto adapter, can' t start Android Auto function or compatible, can' t recognize the USB.

1) If your car has use the android auto function for the first time, please use your date cable to connect your phone to activate android auto through a wired method.

2) Please make sure that android auto on your android phone is the last version. If not, please update to the latest version.

3) Please turn off the Bluetooth of your phone and enter the mobile application management to search auto to clear the auto cache. After the cleaning is completed, restart the adapter and reconnect to Bluetooth.

3.Audio input or output issues: calls rejected or forwarded to voicemail / no play sound / microphone not working /music playback interrupted or paused /voice functioning abnormally.

1) Please check if the iPhone or Android smartphone's Bluetooth connect to other devices such as Earphone, watch, etc. If so, please disconnect other auto-connected Bluetooth devices, and android smartphone also need to connect to the vehicle Bluetooth for android auto.

2) When on a call, check that your 'Audio' output option is Carplay or Android Auto.

4.When use the wireless Carplay & Android Auto Adapter whether Mobile Phone can use other internet Wi-Fi?

When enjoying the wireless Carplay or Android Auto adapter function, the phone's Wi-Fi will be occupied by the adapter, so you can't use other internet at the same time, you only can use your phone SIM card internet.

5. Unable to automatically reconnect.

1) Please make sure that the Bluetooth and Wi-Fi functions of your mobile phone are turned on and the Bluetooth is not occupied when you get in the car.

2) Clear the pairing record, restart the phone and repair the Adapter.

6. Can the adapter be paired with multiple phones?

1) The adapter can be paired with maximum five phones, but only one device can be connected at a time. If you would like to pair it with a new phone, please cancel the current connection first.

2) Please note, by Bluetooth function default, the adapter's system will only auto-connect back to the last used phone.

7. Can't find the Bluetooth and Wi-Fi of the wireless Carplay & Android Auto Adapter?

1) Please make sure wireless Carplay & Android auto adapter power indicates blue light is on and be sure plug the adapter into the port that is for wired Carplay or Android auto.

2) If convenient, please test it with another phone. If only a specific phone cannot find the Bluetooth or Wi-Fi of the adapter, please try to reset the network and Bluetooth settings of this phone, and then restart the phone once. If the same problem happens on the other phone, it may be defective, please let us know.

8. The indicator light of the adapter is still on after the car is turned off.

The car does not cut off all power immediately when the engine is turned off. The adapter's light will not go out immediately; it will turn off after a few minutes. Please rest assured that its power consumption is minimal and will not drain the car battery.

9. Whether Wireless Carplay & Android auto Adapter support YouTube Video?

1) It does not support the wireless Carplay function of YouTube.

2) It can support the wireless Android Auto function of YouTube. Please follow the following procedure: Open Google Browser and type 'AAAD APK' ---Download APK---Open 'AAAD' ---download 'Car stream' -----Open 'Car stream' go to setting and choose Enable desktop mode. And then, you can enjoy the videos from YouTube by wireless Android Auto.



more product information visit our
[website: www.spedal.cc](http://www.spedal.cc)

For any questions please contact
support@spedaltech.com