

# SAMSUNG

## Product Guide

# Bespoke Counter Depth 4-Door French Door Refrigerator (23 cu. ft.) with Beverage Center™

## RF23BB8600


Available in:

Bespoke Counter Depth 4-Door French Door Refrigerator (23 cu. ft.)  
with Beverage Center™ in Customizable Door Panel Colors

Bespoke Counter Depth 4-Door French Door Refrigerator (23 cu. ft.)  
with Beverage Center™ in Stainless Steel – All Panels

Bespoke Counter Depth 4-Door French Door Refrigerator (23 cu. ft.)  
with Beverage Center™ in White Glass – All Panels

Bespoke Counter Depth 4-Door French Door Refrigerator (23 cu. ft.) with Beverage Center™  
in Morning Blue Glass Top Panel with White Glass Middle and Bottom Panels



# Table of Contents

**Product Overview**

Product Overview	4
Carousel Image Order	5

**Product Messaging**

Features and Benefits	10
Lifestyle Images	15
Videos	17

**Product Specs**

Review Mapping and Related Product	19
Spec Sheet	20
Will It Fit Guide	21
Energy Guide and User Manual	22
Bespoke Panel Installation Guide	23
Warranty	24

**Feature Icons**

26
----

# Product Overview

---

**RF23BB8600 – Bespoke Counter Depth 4-Door French Door Refrigerator  
(23 cu. ft.) with Beverage Center™**

# Product Overview

**Product Title**  
Bespoke Counter Depth 4-Door French Door Refrigerator (23 cu. ft.) with Beverage Center™

**Product Description**  
Counter Depth 4-Door French Door Refrigerator with customizable and changeable door panels available in a variety of colors and finishes. A revolution in convenience and design, the concealed Beverage Center™ features both a water dispenser and AutoFill Water Pitcher. Plus a Dual Ice Maker with cubed ice and Ice Bites™.

## Available Colors




**Bespoke Counter Depth 4-Door French Door Refrigerator (23 cu. ft.) with Beverage Center™ in Customizable Door Panel Colors**  
RF23BB8600AP



**Bespoke Counter Depth 4-Door French Door Refrigerator (23 cu. ft.) with Beverage Center™ in Stainless Steel – All Panels**  
RF23BB8600QL



**Bespoke Counter Depth 4-Door French Door Refrigerator (23 cu. ft.) with Beverage Center™ in White Glass – All Panels**  
RF23BB860012



**Bespoke Counter Depth 4-Door French Door Refrigerator (23 cu. ft.) with Beverage Center™ in Morning Blue Glass Top Panel with White Glass Middle and Bottom Panels**  
RF23BB86004M



Custom Panel-Ready



# RF23BB8600AP Carousel Image Order

Easy Ads Links:  
R.COM <https://dam.gettyimages.com/p/z0c3461/external?q=RF23BB8600AP%20Carousel%20Images%20RCOM>  
S.COM <https://dam.gettyimages.com/p/z0c3461/external?q=RF23BB8600AP%20Carousel%20Images%20SCOM>  
360 Spin - See RF23BB86004M Carousel for available assets.





# RF23BB8600QL Carousel Image Order

Easy Ads Links:  
R.COM <https://dam.gettyimages.com/p/z0c3461/external?q=RF23BB8600QL%20Carousel%20Images%20RCOM>  
S.COM <https://dam.gettyimages.com/p/z0c3461/external?q=RF23BB8600QL%20Carousel%20Images%20SCOM>  
360 Spin - See RF23BB86004M Carousel for available assets.





# RF23BB860012 Carousel Image Order

Easy Ads Links:  
R.COM <https://dam.gettyimages.com/p/z0c3461/external?q=RF23BB860012%20Carousel%20Images%20RCOM>  
S.COM <https://dam.gettyimages.com/p/z0c3461/external?q=RF23BB860012%20Carousel%20Images%20SCOM>  
360 Spin - See RF23BB86004M Carousel for available assets.





# RF23BB86004M Carousel Image Order

Easy Ads Links:  
R.COM <https://dam.gettyimages.com/p/z0c3461/external?q=RF23BB86004M%20Carousel%20Images%20R.COM>  
S.COM <https://dam.gettyimages.com/p/z0c3461/external?q=RF23BB86004M%20Carousel%20Images%20S.COM>  
360 Spin <https://dam.gettyimages.com/p/z0c3461/external?q=RF29BB86004M%20360%20Spins>











# Product Messaging




---

**RF23BB8600 – Bespoke Counter Depth 4-Door French Door Refrigerator  
(23 cu. ft.) with Beverage Center™**


Features and Benefits – RF23BB8600				
Overall Product Headline	Feature Name	Long Body Copy	Short Body Copy	Associated Image
Customizable Door Colors	Color Customization	Customize the design of your refrigerator with changeable door panels. Choose from a variety of colors and two finishes to create a space that fits your style.	With customizable door panels, choose from twelve colors and two finishes to create a space that fits your style.	
Press or Pour – Water Two Ways	Beverage Center™	Quick access to refreshingly cool, filtered water two ways. Choose from an internal dispenser or a built-in pitcher that automatically refills, with the option to infuse with a flavor.	Choose from an internal dispenser or a built-in AutoFill Water Pitcher.	
Ice your way	Dual Ice Maker with Ice Bites™	Enjoy your favorite beverage with your choice of ice. Select from cubed ice or Ice Bites™ that chill your drink faster.	Select from cubed ice or Ice Bites™ that chill your drink faster.	



Features and Benefits – RF23BB8600 (Continued)				
Overall Product Headline	Feature Name	Long Body Copy	Short Body Copy	Associated Image
Customize your middle drawer temperature	FlexZone™ Drawer	The FlexZone™ Drawer is customizable with 5 different temperature settings. From refrigerator to soft freeze, this middle drawer can store everything from fruits and vegetables to your favorite meat & seafood.	Customize your middle drawer with 5 different temperature settings.	
Designed for a modern, built-in look	Modern Design	Flat panel door design with easy-to-open recessed handles blends into your cabinetry to give you a modern built-in-look.	Modern, built-in look that blends into your cabinetry.	
Keep your fruits and vegetables fresh	Large Crisper Drawers	Two large drawers that are perfect for storing fruits and vegetables.	Two large drawers perfect for storing fruits and vegetables.	

Features and Benefits – RF23BB8600 (Continued)				
Overall Product Headline	Feature Name	Long Body Copy	Short Body Copy	Associated Image
N/A	Twin Cooling Plus™	Independent fridge and freezer controls keep food fresher longer.	Independent controls keep food fresher longer.	
Consistent Temperature	Metal Cooling	The stainless steel paneling helps maintain consistent temperature throughout the refrigerator.	Stainless steel paneling helps maintain consistent temperature.	
Stay connected anywhere, anytime	Wi-Fi Connectivity	Use the Samsung SmartThings App* on your smartphone to control the temperature of your refrigerator and monitor it remotely. <small>*Available on Android and iOS devices. A Wi-Fi connection and a Samsung account are required.</small>	Use the Samsung SmartThings Control and monitor your fridge remotely.	



Features and Benefits – RF23BB8600 (Continued)				
Overall Product Headline	Feature Name	Long Body Copy	Short Body Copy	Associated Image
N/A	ADA-Compliant Display	ADA-Compliant Display Easy-to-reach controls for everyone.	Easy-to-reach controls.	

# Lifestyle Images

---

**RF23BB8600 – Bespoke Counter Depth 4-Door French Door Refrigerator  
(23 cu. ft.) with Beverage Center™**



# Lifestyle Images

Easy Ads link  
<https://dam.gettyimages.com/p/z0c3461/external?o=AND&q=RF23BB8600%20Lifestyle>



# Videos

---

**RF23BB8600 – Bespoke Counter Depth 4-Door French Door Refrigerator  
(23 cu. ft.) with Beverage Center™**



# Videos

Easy Ads link  
<https://dam.gettyimages.com/p/z0c3461/external?o=AND&q=RF23BB8600%20Videos>



Overview Bespoke 4-Door



Color Customization



Beverage Center™



FlexZone™ Drawer



Wi-Fi Connectivity



Twin Cooling Plus™

# Product Specs

---

**RF23BB8600 – Bespoke Counter Depth 4-Door French Door Refrigerator  
(23 cu. ft.) with Beverage Center™**

# Review Mapping

SKU	Type	Color
RF23BB8600AP	Counter Depth 4-Door French Door	Bespoke Counter Depth 4-Door French Door Refrigerator (23 cu. ft.) with Beverage Center™ in Customizable Door Panel Colors
RF23BB8600QL	Counter Depth 4-Door French Door	Bespoke Counter Depth 4-Door French Door Refrigerator (23 cu. ft.) with Beverage Center™ in Stainless Steel – All Panels
RF23BB860012	Counter Depth 4-Door French Door	Bespoke Counter Depth 4-Door French Door Refrigerator (23 cu. ft.) with Beverage Center™ in White Glass – All Panels
RF23BB86004M	Counter Depth 4-Door French Door	Bespoke Counter Depth 4-Door French Door Refrigerator (23 cu. ft.) with Beverage Center™ in Morning Blue Glass Top Panel with White Glass Middle and Bottom Panels

# Related Product

Water Filter
HAF-QIN



# Spec Sheet

Easy Ads link

https://dam.gettyimages.com/p/z0c3461/external?o=AND&q=RF23BB8600%20Spec%20Sheet

## RF23BB8600

Bespoke Counter Depth 4-Door French Door Refrigerator  
(23 cu. ft.) with Beverage Center™

### SAMSUNG




#### Signature Features

**Customizable Door Colors**  
Customize the design of your refrigerator with changeable color door panels. Choose from 12 colors and 2 finishes to create a space that fits your style – the options are endless.

**Beverage Center™**  
Quick access to refreshingly cool, filtered water two ways. Choose from an internal dispenser or a built-in pitcher that automatically refills, with the option to infuse with a flavor.

**Dual Ice Maker with Ice Bites**  
Enjoy your favorite beverage with your choice of ice. Select from cubed ice or Ice Bites that chill your drink faster. Makes up to 5.4 lbs per day, stores up to 7.3 lbs total.

#### Bespoke 4-Door Refrigerator Standard Color Models





#### Design

- Customizable Door Colors
- Modern Design
- Recessed Handle

#### Technology

- Beverage Center™
- Wi-Fi Enabled

#### Performance

- Dual Ice Maker with Ice Bites
- FlexZone™ Drawer
- Metal Cooling
- 23 cu. ft. Capacity
- Twin Cooling Plus

#### Rating

ENERGY STAR® rated:  
621 kWh/yr

 **ADA Compliant**

Spec Sheet - front

## RF23BB8600

Bespoke Counter Depth 4-Door French Door Refrigerator  
(23 cu. ft.) with Beverage Center™

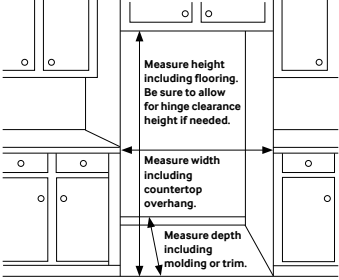
### SAMSUNG

#### Installation Specifications

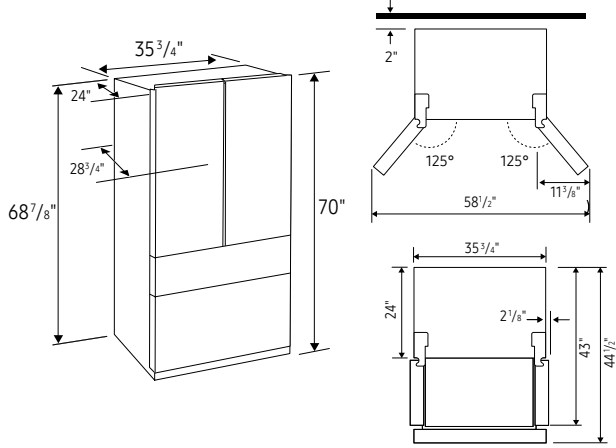
1. Measure the height, width and depth of the opening, making sure to include baseboards, molding tile, countertop overhang, etc. Check to be sure there is enough room to open the door (consider walls, islands or other obstacles when measuring).
2. Refer to illustration below to determine dimensions.
3. Allow 2.5" of clearance on hinge side of refrigerator when installing next to a wall where handle may make contact.
4. Allow 1" minimum clearance at rear for proper air circulation and water/electrical connections. Allow a 3/8" minimum clearance at sides and top for ease of installation.
5. Ensure each door and entryway in the home is wide enough for the refrigerator to be moved through easily.

For optimal usage and ability to open refrigerator doors completely, do not install next to a wall.

Please note: The following dimension and cutout information is for planning purposes only. For complete installation details, consult manual packed with product, or download manual online at [samsung.com](#).



#### Dimensions



Actual color may vary. Design, specifications, and color availability are subject to change without notice. Non-metric weights and measurements are approximate.  
©2022 Samsung Electronics America, Inc., 85 Challenger Road, Ridgefield Park, NJ 07660. Tel: 800-SAMSUNG. [samsung.com](#). Samsung is a registered trademark of Samsung Electronics Co., Ltd.

**Total Capacity: 22.8 cu. ft.**

**Refrigerator: 13.5 cu. ft.**

- 4 Tempered Glass Spill-Proof Shelves
- 2 Clear Drawers, Including Crisper+
- 6 Door Bins
- Right: 1 Gallon Bin, 2 Regular Bins
- Left: 3 Regular Bins
- Surface Lighting

**FlexZone™ Drawer: 2.5 cu. ft.**

- 5 Temperature Zones
  - Soft Freeze (23°F)
  - Meat/Fish (30°F)
  - Cold Drinks (34°F)
  - Deli/Snacks (37°F)
  - Wine/Party Dishes (41°F)
- 2 Drawer Dividers
- High Efficiency LED Lighting

**Freezer: 6.8 cu. ft.**

- Dual Ice Maker in Freezer (Cubed Ice AND Ice Bites)
- Ice Bucket with Cover and 1 Scoop
- Produces up to 5.4 lbs ice/day, stores up to 7.3 lbs
- High Efficiency LED Lighting

**Accessories**  
Water Filter: HAF-QIN

**Warranty**  
One (1) Year Parts and Labor on Refrigerator  
Five (5) Years Parts and Labor on Sealed Refrigeration System Only\*  
Ten (10) Years Parts and Five (5) Years Labor on Digital Inverter Compressor  
\*Compressor, evaporator, condenser, drier and connecting tubing.

**Product Dimensions**  
Dimensions (WxHxD with hinges and doors):  
35 1/4" x 70" x 28 3/4"  
Dimensions (WxHxD without hinges and door):  
35 1/4" x 68 7/8" x 24"

**Shipping Dimensions (WxHxD)**  
Dimensions: 38 1/4" x 76 1/4" x 30 5/8"

Color	Model #	UPC Code	Product & Shipping Weight (lbs)	
Stainless Steel - All Panels	RF23BB8600QL	887276624211	330.6	352.7
White Glass - All Panels	RF23BB860012	887276639734	341.7	363.8
Morning Blue Glass Top Panel with White Glass Middle and Bottom Panels	RF23BB86004M	887276639741	341.7	363.8
Custom Panel-Ready	RF23BB8600AP	887276624204	313.1	335.1

Spec Sheet - back

# Will It Fit Guide

## Easy Ads link

<https://dam.gettyimages.com/p/z0c3461/external?o=AND&q=RF23BB8600%20Spec%20Sheet>

# 23 cu. ft. 4-Door French Door Refrigerator

**SAMSUNG**

## MODEL RF23BB8600 DIMENSIONS

### Be sure your new fridge will fit

Don't wait until delivery to be sure your new refrigerator will fit – both in your kitchen and through all doorways. This guide includes all pertinent measurements and clearances so you can buy with confidence.

Diagram showing the front and side views of the refrigerator with dimensions:

- WIDTH (FITS 36" OPENING): 35 1/4"
- DEPTH WITHOUT DOOR: 24"
- DEPTH TO DOOR: 28 1/4"
- HEIGHT WITHOUT HINGE: 68 1/8"
- HEIGHT WITH HINGE: 70"

TOP OF REFRIGERATOR WITH DRAWER OPEN

Diagram showing the top of the refrigerator with the drawer open. Dimensions include:

- DEPTH WITH DOOR OPEN 90°: 45"
- DEPTH WITH DRAWER OPEN: 44 1/2"

TOP OF REFRIGERATOR WITH DOORS OPEN 125°

Diagram showing the top of the refrigerator with doors open at 125°. Dimensions include:

- Angle: 125°
- Angle: 125°
- Angle: 11 1/2°
- Width: 58 1/2"

### Counter-Depth Refrigerator

Counter-depth models sit flush with your kitchen cabinets for a premium, built-in look. They are perfect for galley and island kitchens where space is limited.

Diagram showing the refrigerator installed in a kitchen cabinet. Dimensions include:

- Measure height including flooring. Be sure to allow for hinge clearance height if needed.
- Measure width including countertop overhang.
- Measure depth including molding or trim.

### Installation clearances

- ✓ Allow 3 3/4" of clearance when installing along a wall. This will allow for the door to open 90 degrees without the handle contacting the wall.
- ✓ Allow 2" minimum clearance at rear for proper air circulation and water/electrical connections.
- ✓ Allow a 3/8" minimum clearance at sides and top for ease of installation.

**For optimal usage and ability to open refrigerator doors completely, do not install next to a wall.**

*Please note: The above dimension and cutout information is for planning purposes only. For complete installation details, consult manual packed with product or download manual online at [samsung.com](http://samsung.com).*

### Walk the delivery route

- ✓ Identify the narrowest opening that the appliance will travel through, from outside the home to the location where it will be installed.
- ✓ Appliance depth or width must be smaller than the width of the narrowest opening.



# Energy Guide and User Manual

## Easy Ads link

<https://dam.gettyimages.com/p/z0c3461/external?o=AND&q=RF23BB8600%20Energy%20Label>

U.S. Government

Federal law prohibits removal of this label before consumer purchase.

ENERGYGUIDE

Refrigerator-Freezer

- Automatic Defrost
- Bottom-Mounted Freezer
- No Through-the-Door Ice Service

Samsung

Model RF23BB8600\*\*

Capacity: 22.8 Cubic Feet

Compare ONLY to other labels with yellow numbers.

Labels with yellow numbers are based on the same test procedures.

Estimated Yearly Energy Cost

\$75

Cost Ranges

Models with similar features


\$71\$83

All models

\$45\$98

621 kWh

Estimated Yearly Electricity Use



- Your cost will depend on your utility rates and use.
- Both cost ranges based on models of similar size capacity.
- Models with similar features have automatic defrost, bottom-mounted freezer, and no through-the-door ice.
- Estimated energy cost based on a national average electricity cost of 12 cents per kWh.

ftc.gov/energy

Energy Guide


## Easy Ads link

<https://dam.gettyimages.com/p/z0c3461/external?o=AND&q=RF23BB8600%20User%20Manual>

Refrigerator

User manual

Free Standing Appliance



User Manual

# Bespoke Panel Installation Guide

Easy Ads link

https://dam.gettyimages.com/p/z0c3461/external?o=AND&q=RF23BB8600%20Installation%20Guide

### Installation Instruction

EN

Depending on the product type, the number of clips may differ but the installation guide applies the same.

MES

Dependiendo del tipo de producto, la cantidad de grapas puede diferir, pero la guía de instalación aún aplica.

CFR

En fonction du type de produit, le nombre de brides peut varier mais le guide d'installation reste le même.

1

1.2

1.3

1.4

1.5

2

2.1

2.2

2.3

2.4

2.5

CAUTION

EN

- Place the top panel into the groove along the bottom of the top door and press the edges of the panel in to secure it as shown in figure 1.3. Make sure that there is no gap between the panel and the door. Once the panel is securely installed, insert the retaining clips as shown in figure 1.5.
- Place the middle or bottom panel into the groove along the top of the bottom door and press the edges of the panel in to secure it as shown in figure 2.3. Make sure that there is no gap between the panel and the door. Once the panel is securely installed, insert the retaining clips as shown in figure 2.5. (The number of clips differs with the product type.)
- After inserting the panel properly, make sure it is firmly secured by pressing its edges tightly.
- Ensure there is no gap between the panel and the door and the retaining clips are fully inserted to prevent the panel from falling off due to external forces.

PRECAUCIÓN

MES

- Inserte el panel superior en el canal de abajo de la puerta superior y presione los bordes del panel para ensamblarlo como se muestra en la figura 1.3. Verifique que no haya espacio entre el panel y la puerta en ningún punto alrededor del marco y después fíjelo insertando los clips como se muestra en la figura 1.5.
- Coloque el panel central o inferior en la ranura a lo largo de la parte superior de la puerta inferior y presione los bordes del panel para asegurarlo como se muestra en la figura 2.3. Asegúrese de que no quede espacio entre el panel y la puerta. Una vez que el panel quede instalado en forma segura, inserte las grapas de retención como se muestra en la figura 2.5. (La cantidad de grapas varía según el tipo de producto).
- Luego de colocar el panel adecuadamente, asegúrese de que quede bien agarrado presionando sus bordes con firmeza.
- Si los clips no se insertan completamente o hay un espacio entre el panel y la puerta, el panel puede caerse con cualquier impacto externo, como golpes o cerrando fuerte la puerta.

ATTENTION

CFR

- Insérez le panneau supérieur dans la rainure de fixation de la partie inférieure de la porte supérieure, puis appuyez sur le bord du panneau pour le fixer comme indiqué à la figure 1.3, et vérifiez qu'il n'y a pas d'espace entre le panneau et la porte, puis fixez-le en insérant les clips comme illustré à la figure 1.5.
- Placez le panneau central ou inférieur dans la rainure le long de la partie supérieure de la porte inférieure et appuyez sur les bords du panneau pour le fixer comme indiqué sur la figure 2.3. Vérifiez l'absence d'espace entre le panneau et la porte. Une fois le panneau correctement installé, insérez les brides de retenue comme indiqué sur la figure 2.5. (Le nombre de brides varie en fonction du type de produit.)
- Une fois le panneau inséré correctement, appuyez fermement sur ses bords pour vous assurer de sa fixation adéquate.
- Si les clips ne sont pas complètement insérés ou s'il y a un espace entre le panneau et la porte, le panneau peut tomber à la suite d'un choc externe.

Refrigerator: Overview | Messaging | Specs | Icons

Samsung proprietary and confidential



# Warranty

## Easy Ads link

https://dam.gettyimages.com/p/z0c3461/external?o=AND&q=RF23BB8600%20Warranty

### LIMITED WARRANTY (U.S.A.)

RF23BB8600  
RF29BB8600  
RF23BB8200  
RF29BB8200

#### SAMSUNG REFRIGERATOR

##### LIMITED WARRANTY TO ORIGINAL CONSUMER PURCHASER WITH PROOF OF PURCHASE

This SAMSUNG brand product, as supplied and distributed by Samsung Electronics America, Inc. (SAMSUNG) and delivered new, in the original carton to the original consumer purchaser, is warranted by SAMSUNG against manufacturing defects in materials or workmanship for the limited warranty period of:

One (1) year parts and labor  
Five (5) years parts and labor on Sealed Refrigeration System Only (Compressor, Evaporator, Condenser, Drier, and Connecting Tubing)  
Ten (10) years part and Five (5) years labor on Digital Inverter Compressor Only

This limited warranty is valid only on products purchased and used in the United States that have been installed, operated, and maintained according to the instructions attached to or furnished with the product. To receive warranty service, the purchaser must contact SAMSUNG at the address or phone number provided below for problem determination and service procedures. Warranty service can only be performed by a SAMSUNG authorized service center. The original dated bill of sale must be presented upon request as proof of purchase to SAMSUNG or SAMSUNG's authorized service center to receive warranty service.

SAMSUNG will provide in-home service within the contiguous United States during the warranty period at no charge, subject to availability of SAMSUNG authorized services within the customer's geographic area. If in-home service is not available, SAMSUNG may elect, at its option, to provide transportation of the product to and from an authorized service center. If the product is located in an area where service by a SAMSUNG authorized servicer is not available, you may be responsible for a trip charge or required to bring the product to a SAMSUNG authorized service center for service.

To receive in-home service, product must be unobstructed and accessible to the service agent. During the applicable warranty period, a product will be repaired, replaced, or the purchase price refunded, at the sole option of SAMSUNG. SAMSUNG may use new or reconditioned parts in repairing a product, or replace the product with a new or reconditioned product. Replacement parts and products are warranted for the remaining portion of the original product's warranty or ninety (90) days, whichever is longer. All replaced parts and products are the property of SAMSUNG and you must return them to SAMSUNG.

This limited warranty covers manufacturing defects in materials or workmanship encountered in normal household, noncommercial use of this product and shall not cover the following: damage that occurs in shipment, delivery, installation, and uses for which this product was not intended; damage caused by unauthorized modification or alteration of the product; product where the original factory serial numbers have been removed, defaced, changed in any way, or cannot be readily determined; cosmetic damage including scratches, dents, chips, and other damage to the product's finishes; damage caused by abuse, misuse, pest infestations, accident, fire, floods, or other acts of nature or God; damage caused by use of equipment, utilities, services, parts, supplies, accessories, applications, installations, repairs, external wiring or connectors not supplied or authorized by SAMSUNG; damage caused by incorrect electrical line current, voltage, fluctuations and surges; damage caused by failure to operate and maintain the product according to instructions; in-home instruction on how to use your product; and service to correct installation not in accordance with electrical or plumbing codes or correction of household electrical or plumbing (i.e., house wiring, fuses, or water inlet hoses). The cost of repair or replacement under these excluded circumstances shall be the customer's responsibility.

Visits by an authorized servicer to explain product functions, maintenance or installation are not covered by this limited warranty. Please contact SAMSUNG at the number below for assistance with any of these issues.

**EXCLUSION OF IMPLIED WARRANTIES**  
IMPLIED WARRANTIES, INCLUDING THE IMPLIED WARRANTIES OF MERCHANTABILITY OR FITNESS FOR A PARTICULAR PURPOSE, ARE LIMITED TO ONE YEAR OR THE SHORTEST PERIOD ALLOWED BY LAW. Some states do not allow limitations on how long an implied warranty lasts, so the above limitations or exclusions may not apply to you. This warranty gives you specific rights, and you may also have other rights, which vary from state to state.

#### LIMITATION OF REMEDIES

YOUR SOLE AND EXCLUSIVE REMEDY IS PRODUCT REPAIR, PRODUCT REPLACEMENT, OR REFUND OF THE PURCHASE PRICE AT SAMSUNG'S OPTION, AS PROVIDED IN THIS LIMITED WARRANTY. SAMSUNG SHALL NOT BE LIABLE FOR SPECIAL, INCIDENTAL OR CONSEQUENTIAL DAMAGES, INCLUDING BUT NOT LIMITED TO TIME AWAY FROM WORK, HOTELS AND/OR RESTAURANT MEALS, REMODELING EXPENSES, LOSS OF REVENUE OR PROFITS, FAILURE TO REALIZE SAVINGS OR OTHER BENEFITS REGARDLESS OF THE LEGAL THEORY ON WHICH THE CLAIM IS BASED, AND EVEN IF SAMSUNG HAS BEEN ADVISED OF THE POSSIBILITY OF SUCH DAMAGES. Some states do not allow exclusion or limitation of incidental or consequential damages, so the above limitations or exclusions may not apply to you. This warranty gives you specific rights, and you may also have other rights, which vary from state to state.

SAMSUNG does not warrant uninterrupted or error-free operation of the product. No warranty or guarantee given by any other person, firm, or corporation with respect to this product shall be binding on SAMSUNG.

To obtain warranty service, please contact SAMSUNG at:

Samsung Electronics America, Inc.  
85 Challenger Road  
Ridgefield Park, NJ 07660  
1-800-SAMSUNG (726-7864)  
www.samsung.com/us/support

# Feature Icons

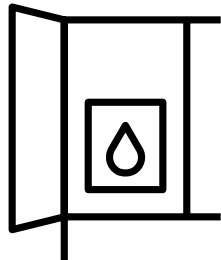
---

**RF23BB8600 – Bespoke Counter Depth 4-Door French Door Refrigerator  
(23 cu. ft.) with Beverage Center™**

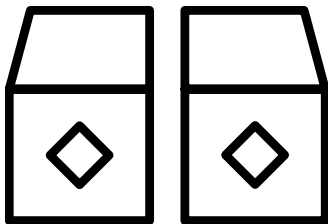


# Feature Icons

Easy Ads link  
<https://dam.gettyimages.com/p/z0c3461/external?o=AND&q=RF23BB8600%20Icons>




Beverage Center™



Dual Ice Maker



FlexZone™  
Drawer



Wi-Fi Connectivity



ENERGY STAR®  
Certified

**SAMSUNG**