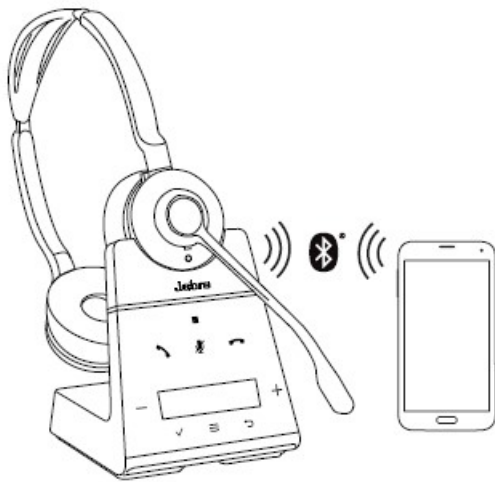





Jabra Engage 75 Mono

How do I pair my Jabra Engage 75 with my mobile device?

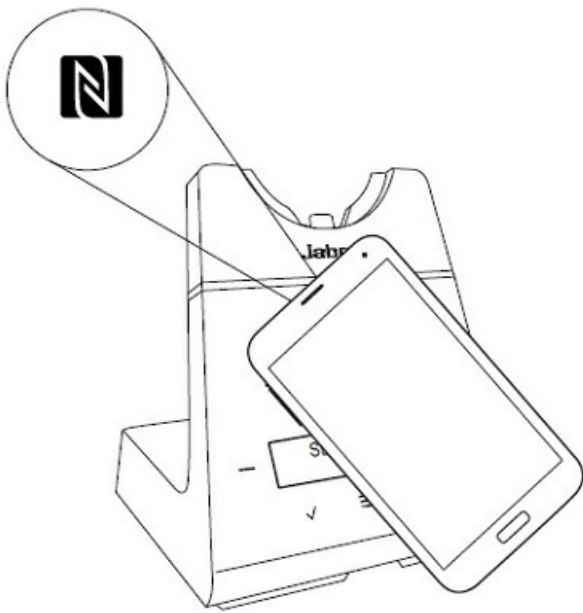
You can pair and connect with two mobile devices.

Pair using Bluetooth



1. Plug the base into a power supply using the AC adapter supplied.
2. Tap  to open the **Settings** menu, and tap  to navigate down to **Mobile device**.
3. Tap  to select **New**.
4. Follow the onscreen pairing instructions to pair your mobile device with the headset.

Pair using NFC



1. Plug the base into a power supply using the AC adapter supplied.
2. Ensure NFC is enabled on your mobile device. Hold the mobile device against the NFC logo on the base and follow the instructions on your mobile device to complete the pairing.

Note that the location of the NFC zone on the mobile device may vary. Refer to the user manual for the mobile device for more information.

Note: After pairing, the headset will automatically try to connect to your mobile device when it is turned on and within range of the base, and Bluetooth is enabled.

Pairing with a third mobile device will replace the pairing of one of the previously paired mobile devices, if it is not currently connected to the base.