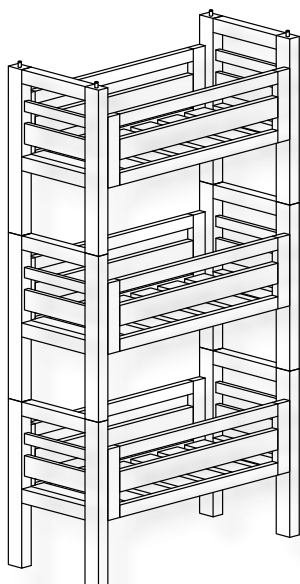


needs&wants  
good things



## Placy1

### Technical data:

Article:	Multi-Plant Stand „Placy1“ with 3 boxes
Item Nr.:	73010
Dimensions:	e.g. 51 x 23 x 122 cm (W x D x H) = 20.1 * 9.1 * 48.0 inch (W x D x H)
Material:	spruce wood („Picea asperata“), galvanised screws

Hello, congratulations to your new multifunctional plant stand!

I am „**Placy1**“, your new plant stand set from the family „needs&wants“. You can place me indoors in your flat, or outdoors in the garden, on the balcony or terrace. My parents attached great importance to me having an attractive appearance, being made of high-quality spruce wood, and giving you as much pleasure as possible.. It was also important to them that you can build and use me in three different ways.

As participant of global economic cycle my parents want to do good and set a positive example. Therefor they created this program:

¥€\$4FUTURE  
»shop & do good

I am happy that 1%\* of our sales revenues by my selling will be donated to charity organisations. We provide financial support every year to children or adults which suffer e.g. from hunger, poverty, illness or disadvantage. **Thank you a lot for this!**

Good, that i am now by your side. I wish you a lot of pleasure with me ...

Yours faithfully, **Placy1**

#### \* Note:

„1% of our sales revenues“ doesn't sound like much at first, so i would definitely like to explain this to you in more detail. 1% of our sales proceeds can, in our experience, realistically correspond to around 5-15% of the annual profit, depending on the performance of business.

We publish which charitable projects we support on the product pages of our articles on the Internet. You are also welcome to contact us about this.

I hope we can convince you with our good intentions and win you as a satisfied customer ...

You are welcome to give us feedback on our ideas publicly on the web or via email ...

## OUR VISIONS & VALUES:

Many products are good and practical, but often not really thought through to the end. With our new brand „needs&wants“ we want to do it better.

**We would like to ...**

**... take care of you as a consumer:**

- ➔ With the best possible price-performance ratio.
- ➔ Through as much additional functional use as possible.
- ➔ Through the highest possible material and production quality.

**... take care of our fellow human beings:**

- ➔ By supporting people who are in a much worse situation than we are.
- ➔ By making appropriate donations every year to charitable organizations.

We want you as a consumer to be satisfied and happy.

We would like to help together to make the world a little bit better.

Please take responsibility and support our mission by buying our products ...

**We donate 1% of our net sales to charitable organisations every year. So far we have supported „SOS-Kinderdorf e.V.“ and „Amnesty International Deutschland e.V.“.**

**Through your purchase you help. Thank you.**



## IMPORTANT, KEEP FOR LATER REFERENCE AND READ CAREFULLY

Read these assembly instructions and all safety instructions carefully before assembling and using the plant stand. Use the product only as described and for the specified applications. Keep these instructions in a safe place for future reference. If you pass the plant stand on to a third party, be sure to include these instructions.

### Intended use

Your new plant stand should only be used in the private domestic area. It is intended for outdoor and indoor use. It is not intended for use in public places. Any other use, or modification of the product, is considered improper and may result in property damage or personal injury.

Unfortunately, we as the manufacturer or other dealers cannot accept any liability for damage or injury caused by improper or incorrect use. Please have understanding for this.

### Scope of delivery

After unpacking, please check that the scope of delivery is complete and that all parts are in perfect condition. Please do not assemble the product if the scope of delivery is damaged or not complete.

## **EN** GENERAL SAFETY INSTRUCTIONS



### **WARNING! RISK OF INJURY!**

Improper assembly or use of the plant stand increases the risk of injury.

- Never leave children unattended with the packaging material. They can get caught in it while playing and suffocate.
- Keep children away during assembly. Small parts can cause suffocation if swallowed or inhaled.
- Only set up the product on a flat, level, and stable surface.
- Make sure that all parts are undamaged and properly assembled.

## **WARNING! RISK OF INJURY!**

- Make sure that no one (especially children) pulls themselves up or leans against the plant stand. It may fall over.
- Do not use the product as a climbing aid or ladder.
- The product may only be used under direct adult supervision.
- Under no circumstances stand on the plant stand.
- Check the wooden parts of the plant stand regularly for worn or broken areas and smooth them out again with sandpaper or wooden files.
- To be on the safe side, perform maintenance and inspections on the plant stand at the beginning of each season and regularly during the season of use. These may only be performed by adults.
- Only move the plant stand without objects lying on it, and always with 2 people.

## **ATTENTION! FIRE DANGER!**

- Do not place the product near an open fire.
- Never place the plant stand on or near hot surfaces (e.g. heaters).
- Do not place any dangerous objects in, on or around the item, such as candles or electr. devices.

## **ASSEMBLY (best with 2 persons)**

- Choose a location that is protected from the wind.
- Construction, assembly and moving may only be carried out by adults! It is recommended that 2 people assemble the plant stand.
- Use suitable screwdrivers (not included) to tighten the screws. Careful use of a cordless screwdriver can reduce the assembly time.
- Some parts perhaps do not have pre-drilled screw holes. If so, make sure the parts are correctly positioned before you tighten the screws. During assembly, all screws and nuts should first be tightened loosely. Do not tighten all bolts and nuts until assembly is complete.
- Do not over-tighten the screws, as this would put unnecessary stress on the wooden elements.
- Check regularly that all screws/nuts are tightened.
- Follow the order given when assembling the product.
- Disassemble the product in the reverse order.

## **STORAGE (e.g. over the winter)**

Before storage, all parts must be completely dry. Always store the plant stand in a dry place. Protect the plant stand from direct sunlight. Store the plant stand so that it is inaccessible to children.

## **CLEANING AND CARE**

**The item is already painted with colors which gives a certain protection to weathering.**

**But you should reglaze the wood at least once a year to ensure a long life.**

**Use a transparent wood protection glaze, or the same suitable wood colors as the received product.**

**This guarantees a certain water-repellent coating and some resistance to weathering.**

**We recommend that the product is best placed protected from the rain.**

Use a slightly damp, lint-free cotton or microfiber cloth for cleaning and care. Use a mild dish soap for heavier soiling. Please do not use chemical or corrosive cleaning agents under any circumstances, otherwise the material of the product may be damaged.

Please do not use any hard or sharp objects such as knives, spatulas, brushes with metal or nylon bristles or abrasive sand for cleaning. These could scratch the surfaces.


## **DISPOSAL**

- **Packaging:** Please dispose of packaging according to type. Put cardboard and carton in the waste paper collection, foils in the recyclables collection.
- **Plant stand:** Please dispose of the plant stand according to the laws and regulations of your country. You can find out about recycling possibilities from your local council or city administration (often certain free quantities!).

*The least harmful to the climate is a long service life. If possible, always try to take good care of your plant stand, or to repair it carefully. Maybe someone will help you with the repair. Perhaps you can also give the plant stand to someone who will then continue to use it.*

*You are also welcome to contact us if you need a spare part!*

- **Packaging disposal for France :** Nos produits et emballages se recyclent, ne les jetez pas! Trouvez où les déposer sur le site [www.quefairedemesdechets.fr](http://www.quefairedemesdechets.fr)



Numéro d'identifiant unique pour la filière des emballages ménager : FR238682\_01VLPO

- **Recycling for France :**



Numéro d'identification unique pour les articles de bricolage et de jardinage : FR238682\_14LXLT

Status of information: 12/2024


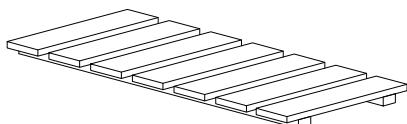
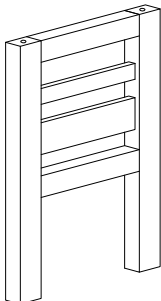



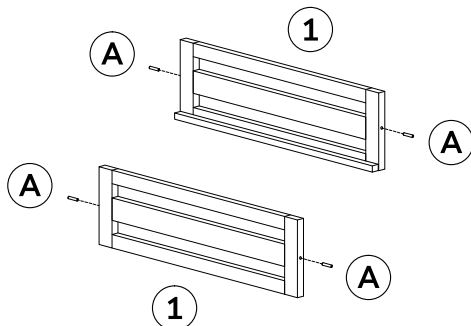
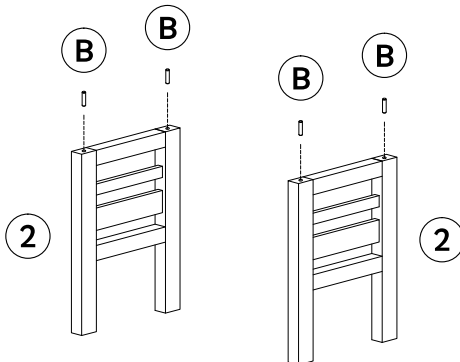
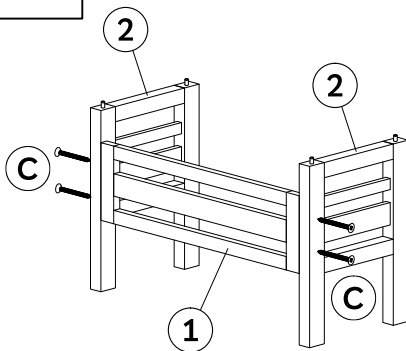
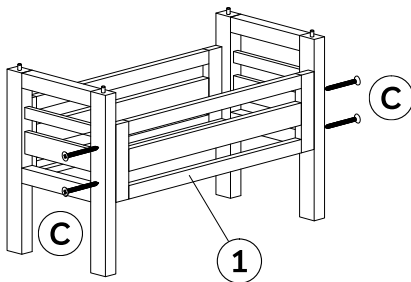
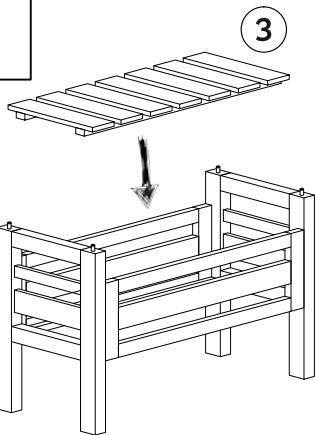
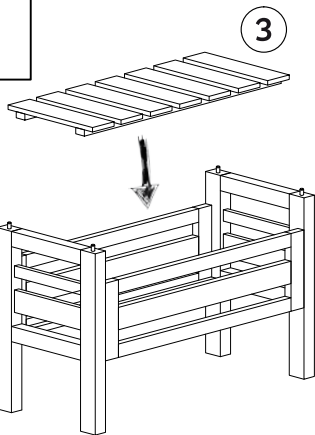
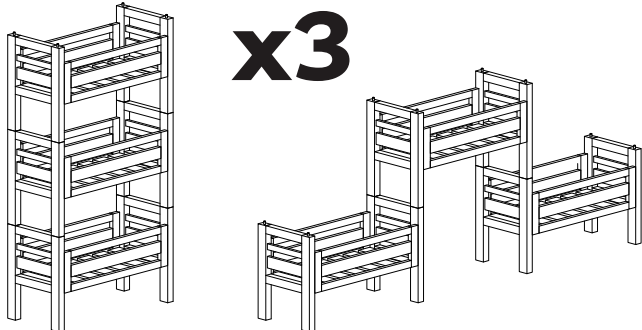
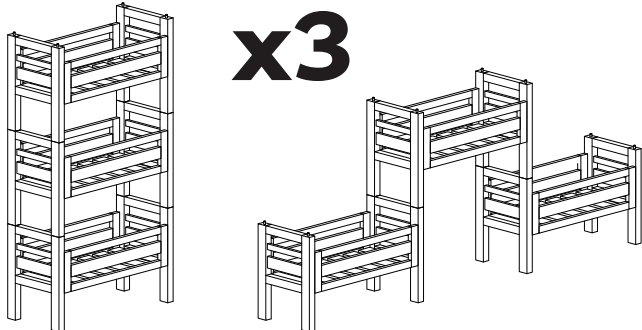
YES4.WORLD GmbH

Raiffeisenstr. 6

D-61169 Friedberg, Germany

Phone: +49 (0)6031-9631906

Email: [service@yes4.world](mailto:service@yes4.world)

DE LIEFERUMFANG		EN PARTS LIST			
1		6x	3		3x
2		6x	A	 Ø6x30 mm (~Ø0.24x1.18 inch)	12x
			B	 Ø8x30 mm (~Ø0.31x1.18 inch)	12x
			C	 Ø3,5x45 mm (~Ø0.14x1.77 inch)	24x
1			2		
					
3			4		
					
5			5		
					
6			6		
					
(a) 51x23x122 cm = 20.1*9.1*48.0 inch			(b) 148x23x81cm = 58.3*9.1*31.9 inch		
			(c) 51x23x40,5 cm (3x) = 20.1*9.1*15.9 inch		