

Model:
UTVS-XPD-PORT-KIT



UTV Stereo
PERFORMANCE AUDIO

WARRANTY

Should your product require service, please consult with the dealer from which it was purchased or contact a local UTV STEREO dealer directly. Units received without an accompanying return authorization number will not be processed. Please contact your UTV Stereo dealer or contact UTV Stereo directly to obtain a return authorization number. Additionally, you must include a copy of your purchase receipt from an authorized UTV Stereo dealer for consideration of an in-warranty service. Units received without a receipt will be held for 30 days. Allowing us time to contact you and obtain a copy of the receipt. After 30 days, all units will be returned. For more information please visit our website.



**DO NOT SUBMERGE THIS PRODUCT.
THIS WILL VOID YOUR WARRANTY.**



**FAILURE TO FOLLOW INSTALLATION
INSTRUCTIONS COULD VOID
YOUR WARRANTY.**

UTV STEREO and the UTV STEREO logo are registered trademarks.
All other brand names are trademarks or registered trademarks of their respective owners.
These trademark holders are not affiliated with UTV Stereo.
All rights reserved. Designed in USA.

Copyright © 2025 UTV STEREO

Tel. 480-616-2299
Address: 7561 East Baseline Road Mesa, AZ 85209

Designed in USA

utvstereo.com

**POLARIS XPEDITION
SUBWOOFER
PORT KIT**

UTV Stereo
PERFORMANCE AUDIO

DESIGNED FOR
UTV - POWERSPORTS - MARINE

480.616.2299  **UTVSTEREO.COM**



CONTENTS:

- Parts List
- Installation Instructions

OWNERS MANUAL
FOR MODEL: UTVS-XPD-PORT-KIT

Designed in USA

utvstereo.com

POLARIS XPEDITION SUBWOOFER PORT KIT

PART #: UTVS-XPD-PORT-KIT

PARTS LIST:

Port Tube	x1
UTV Stereo Cover Plate	x1
Subwoofer Ring	x1
Harness Plug	x1
Jumper Wire	x2
Ground Wire	x1
Mounting Hardware:	
Buttonhead Screws	x4
Counter sunk Screws	x8

RECOMMENDED PRODUCTS:

**Elite Series
Flex 10" Subwoofer**

PART #: UTVS-F10-E1
*SOLD SEPARATELY



**Elite Series
1200.1D Amplifier**


PART #: UTVS-E1200.1D
*SOLD SEPARATELY



Scan to watch
the Installation
Video!




UTV Stereo
PERFORMANCE AUDIO



Remove the zip tie shown here




Remove the 2 screws shown here



Remove the 5 plastic clips



Lower the panel and remove the small light as shown




Remove the 4 plastic clips on the subwoofer grille



Remove the 5 screws on the subwoofer enclosure



Unplug the subwoofer and remove the enclosure from vehicle



Remove the single screw on the back of the enclosure



Remove the 8 screws on the subwoofer



Remove the subwoofer and unplug the OEM plug



Cut out the template for the enclosure, set it on the enclosure, and trace the hole using a marker



Drill a hole, making sure not to go outside the marked hole



Cut out the marked hole as shown




Use foam and follow along the outside of the hole as shown



Place the port tube into the hole
*Make sure to twist the tube towards the outside of the enclosure




Use the included black screws to secure the port tube to the enclosure



Trim the excess foam tape off as shown



Clean out the debris before mounting the subwoofer



Use a small piece of included sound dampening sheet to cover the hole in the back of the enclosure as shown



Use a small piece of included sound dampening sheet to cover the hole in the bottom of the enclosure as shown



Use foam tape to cover the backside of the subwoofer spacer ring as shown



Drill out the holes in the foam tape as shown



Place the spacer ring onto the enclosure as shown, and secure using the included counter sunk screws



Wire your sub for your amplifier's impedance needs



Attach the subwoofer plug



Plug in the UTV Stereo Subwoofer and secure to enclosure using the included hardware



Place a rubber grommet on each of the mounting screws as shown
*Rubber grommet is required



Place the subwoofer enclosure back into the vehicle and secure using the OEM hardware



Plug in the subwoofer to the OEM plug



Place the UTV Stereo cover plate onto the enclosure and secure using the OEM plastic clips

We are here to help! Reach out to us at info@utvstereo.com or call us at 480.616.2299