



# SR1 Wireless Surrounds™

Quick Start Guide

Thank you for your Polk purchase. If you have a question or comment, please feel free to call or email us.

### Technical Assistance

In North America, call Polk Customer Service at  
**800-377-POLK(7655)** (M-F, 9 a.m.-5:30 p.m. EST)

Outside the US, call **+1-410-358-3600**

email **polkcs@polkaudio.com**

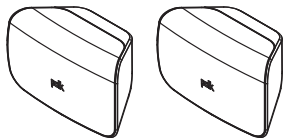
Polk Audio  
1 Viper Way, Vista, CA 92081  
U.S.A.

The complete owner's manual can be found online at  
**[www.polkaudio.com/products/SR1](http://www.polkaudio.com/products/SR1)**

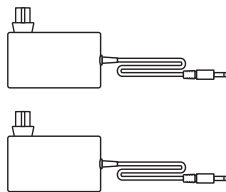
Polk Audio is a DEI Holdings, Inc. Company. Polk Audio and Polk, are registered trademarks of Polk Audio, LLC.  
Chromecast Built-in is a trademark of Google Inc.

All other trademarks, product names, logos, and brands referenced herein are the property of their respective owners.

## What's in the Box



(2) SR1 Wireless Surrounds



(2) Surrounds  
Power Supply



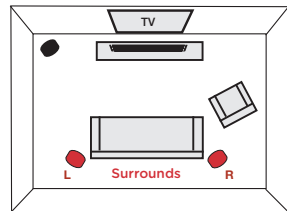
Product Literature

## Setup

### Connecting to Your Surround Speakers

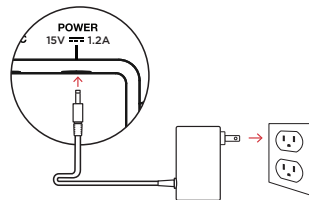
#### 1. Placing or mounting the surrounds

Place the surround speakers on the left and right sides and equidistant from the main listening position. Make sure you place the speaker marked “L” on the left and the speaker marked “R” on the right. If you decide to mount the surrounds, Please refer to the wall mounting template for instructions.



#### 2. Connecting the surrounds to an AC outlet

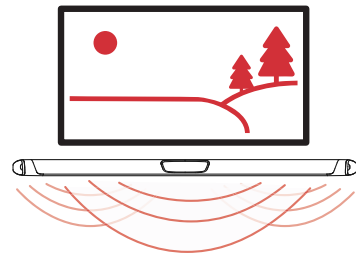
A flashing green light will be visible on the back of the surrounds until you have manually synced the bar, sub, and surrounds.



#### 3. Verifying your connections

Turn on your TV and verify that you are seeing video and hearing sound from the sound bar.

If you do not hear sound and do not see any lights on the front of your sound bar, press the power button on the sound bar to turn it on.



*Note: If you are hearing sound from both your TV and your sound bar, you must manually turn off your TV speakers using the Settings Menu on your TV. Please refer to your TV's owner's manual for instructions.*

#### 4.

### Syncing the Surround Speakers to the Soundbar

*Note: You must sync **BOTH** surround speakers **AND** the subwoofer.*

#### Sync the Subwoofer

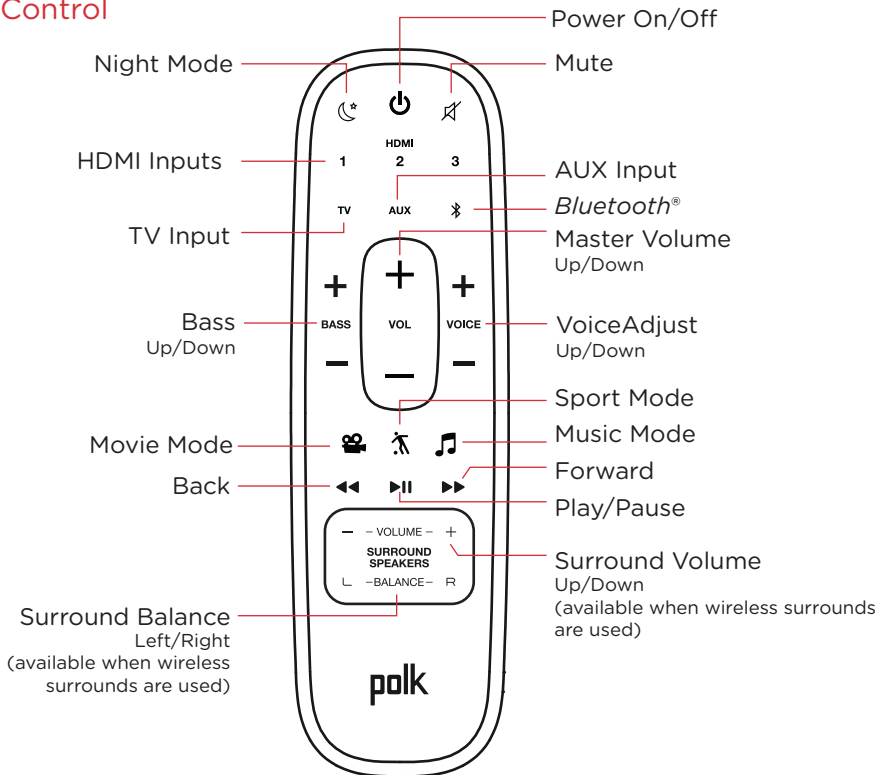
- 1) Press the power button on the soundbar to turn it on.
- 2) On the back of the SOUNDBAR, press and hold the SYNC button until you hear a tone (about 3-4 seconds) and then release the button. The SUB and SURR lights above the SYNC button will flash green
- 3) On the back of the SUBWOOFER, press and hold the SYNC button until you hear a tone (about 10 seconds) and the light on the back of the subwoofer turns solid green.

#### Sync the Surround Speakers

- 4) On the back of EACH of the SURROUND SPEAKERS, press and hold the SYNC button until the light on the bottom of the speaker turns solid green (about 10 seconds).
- 5) When BOTH LEFT and RIGHT surround speakers are paired to the bar you will hear a tone from the bar.

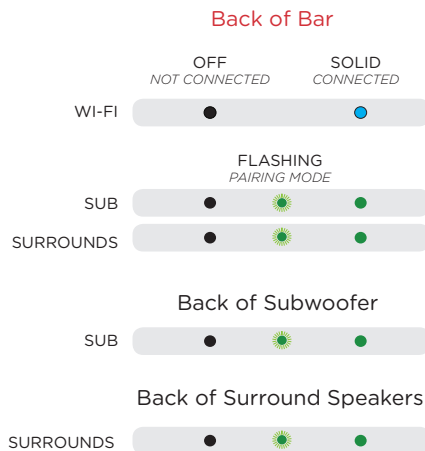

*NOTE: If you hear a two note descending tone from the bar syncing failed. Please try again.*

## Remote Control



## Visual Indicators

The front of the sound bar contains a horizontal row of lights that provide status indications, such as source, volume and listening modes.



## Optimizing Your Surround Speakers



### Volume Control

Easily adjust volume of the surround speakers for more or less impact.

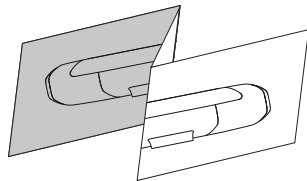
### Balance Control

Easily adjust the balance of the surround speakers based on your listening position.



## Wall mounting your SR1 Wireless Surround Speakers

A wall mounting template is provided for wall mounting the surround speakers. For proper installation, please refer to the instructions printed on the template. Screws for attaching the surrounds to the wall are not included. Choose the screw type and length appropriate to your home's construction. If in doubt, consult a professional.



## I Don't Hear Sound from my Surround Speakers

- 1) Verify that the left and right surrounds speakers are plugged in to a power source.
- 2) Check the green light on the back of each speaker.
  - If it is solid green, turn up the Surround Volume using the remote control.
  - If it is flashing green you need to sync the surround speaker to the soundbar using the following instructions



1 Viper Way  
Vista, CA 92081  
800-377-7655  
[www.polkaudio.com](http://www.polkaudio.com)

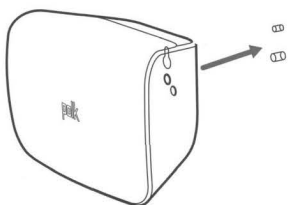
HBP3835B



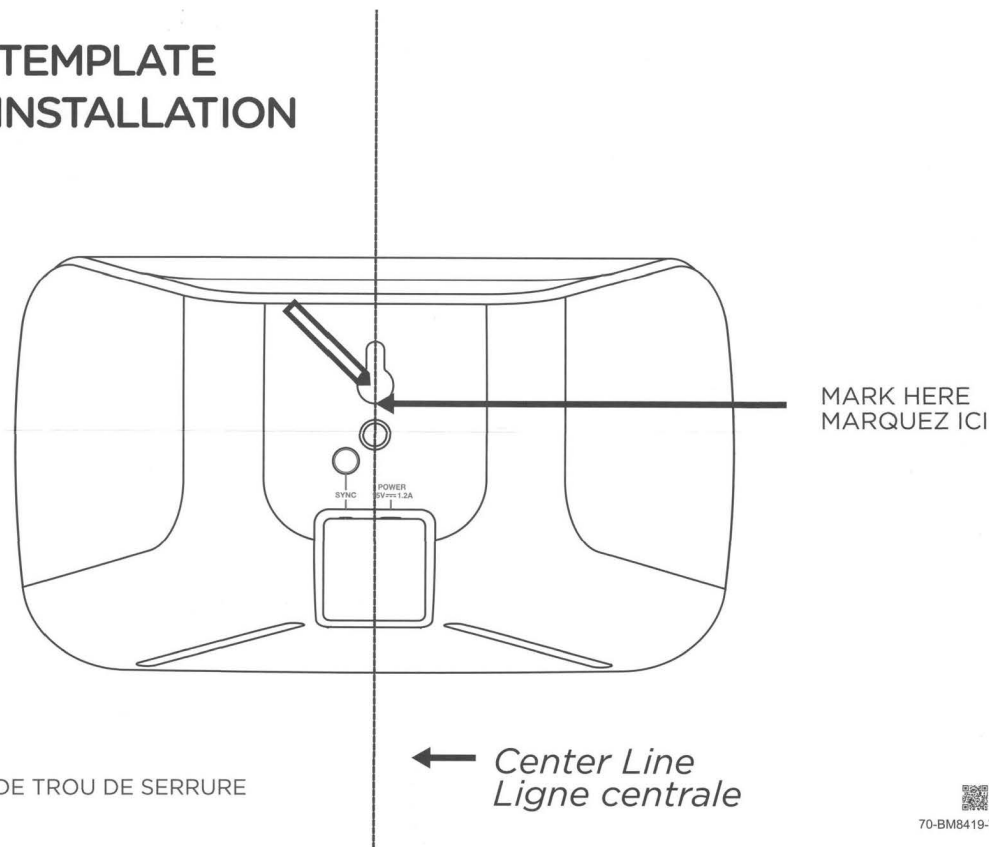
## SR1 WIRELESS SURROUND MOUNTING TEMPLATE SR1 WIRELESS SURROUND GABARIT D'INSTALLATION


- 1) USE A LEVEL AND TAPE TO PLACE THE TEMPLATE ON THE WALL AT THE DESIRED LOCATION.  
2) MARK THE HOLES - ARE THE HOLE LOCATIONS PRE-PUNCHED? IF NOT THE USER NEEDS TO MARK WITH A SHARP TOOL.
- 1) UTILISEZ UN NIVEAU ET FIXEZ LE GABARIT AVEC DU RUBAN ADHÉSIF POUR LE PLACER SUR LE MUR À L'ENDROIT VOULU SOUS LE TÉLÉVISEUR.  
2) MARQUEZ LES TROUS. LES TROUS SONT-ILS DÉJÀ PERCÉS? SINON, VOUS DEVEZ LES MARQUER AVEC UN OUTIL POINTU.

- 2) USE THE APPROPRIATE HARDWARE (NOT INCLUDED) FOR YOUR WALL TO SECURE THE SURROUND TO THE WALL.  
UTILISEZ L'ÉQUIPEMENT APPROPRIÉ (NON INCLUS) POUR ATTACHER LES HAUT-PARLEURS SURROUND AU MUR.



- 3) PLACE THE SURROUNDS OVER THE HARDWARE AND SECURE IN THE KEYHOLE SLOT  
PLACEZ LES HAUT-PARLEURS SURROUND SUR LE MATÉRIEL ET SÉCURISEZ-LE DANS LA FENTE DE TROU DE SERRURE





# SR1 Wireless Surrounds™

Wireless Rear Surround Speakers for  
MagniFi MAX Sound Bar System



# SR1 Wireless Surrounds™



## Specifications

Drivers	(1) 3" full-range round driver
Inputs	Wireless streaming from the MagniFi MAX sound bar system (power required)
Frequency Response	35Hz - 20kHz
Included in Box	Left and Right surround speakers Wall mounting template (2) extra long 10' (3m) power cords Quick Start Guide Registration card
Wall Mountable	Yes (Key-hole or 1/4 20 threaded insert)
SKU #	AM8419 NTL: AM8420
UPC	747192128395 INTL: 747192128388
Warranty	1 Year Amplifiers / 3 Years Speakers

Upgrade the MagniFi MAX with Polk SR1 wireless surround speakers for a true 5.1 surround sound experience. Easy plug-in setup—simply wall mount or position them on your end tables.

## Features

### Upgrade Polk MagniFi MAX to True 5.1 Surround Sound

Upgrade the Polk MagniFi MAX sound bar system with SR1 wireless surround speakers to create a truly immersive, multi-dimensional 5.1 surround sound experience.

### Easy Wireless Setup

Just plug the surround speakers into your AC outlet—one button control wirelessly links the SR1 surround speakers to your MagniFi MAX sound bar system.

### Easy Placement

Wall-mount the surround speakers or place them on any tabletop. Left / right balance control also allows for asymmetrical placement.

### Customize Volume and Balance

Maximize your surround sound experience by easily customizing volume and left / right balance using the MagniFi MAX remote.

### All-Stereo Mode

Easily play stereo content like music through the speakers at the push of a button.

### Compatible with All Sound Modes

Compatible with Dolby and DTS—plus Polk Movie, Sport, Music and Night Modes.

### Adjustable Wall-Mounting

Includes built-in keyhole slots and threaded insert to use with aftermarket mounting brackets (wall mounting template included).





magnifi MAX™

magnifi MAXSR™

SR1 Wireless Surrounds™

Important Product Information



# Safety Precautions

## FCC Statement

1. This device complies with Part 15 of the FCC Rules. Operation is subject to the following two conditions:
  - (1) This device may not cause harmful interference, and
  - (2) This device must accept any interference received, including interference that may cause undesired operation.
2. Any Changes or modifications not expressly approved by the party responsible for compliance could void the user's authority to operate the equipment.

**NOTE:** This equipment has been tested and found to comply with the limits for a Class B digital device, pursuant to Part 15 of the FCC Rules. These limits are designed to provide reasonable protection against harmful interference in a residential installation. This equipment generates uses and can radiate radio frequency energy and, if not installed and used in accordance with the instructions, may cause harmful interference to radio communications. However, there is no guarantee that interference will not occur in a particular installation. If this equipment does cause harmful interference to radio or television reception, which can be determined by turning the equipment off and on, the user is encouraged to try to correct the interference by one or more of the following measures:

- Reorient or relocate the receiving antenna.
- Increase the separation between the equipment and receiver.
- Connect the equipment into an outlet on a circuit different from that to which the receiver is connected.
- Consult the dealer or an experienced radio/TV technician for help.

## FCC RF Radiation Exposure Statement

1. This transmitter must not be colocated or operating in conjunction with any other antenna or transmitter.
2. This equipment complies with FCC radiation exposure limits set forth for an uncontrolled environment. This equipment should be installed and operated with minimum distance 20cm between the radiator & your body.

## 3. FCC RF Warning

This equipment must be installed and operated in accordance with provided instructions and the antenna(s) used for this transmitter must be installed to provide a separation distance of at least 20 cm from all persons and must not be co-located or operating in conjunction with any other antenna or transmitter. End-users and installers must be provide with antenna installation instructions and transmitter operating conditions for satisfying RF exposure compliance.

## IC RF Radiation Exposure Statement

This device complies with the Canada portable RF exposure limit set forth for an uncontrolled environment and are safe for intended operation as described in this manual. The further RF exposure reduction can be achieved if the product can be kept as far as possible from the user body or set the device to lower output power if such function is available.

## Canada, Industry Canada (IC) Notices

This Class B digital apparatus complies with Canadian ICES-003. To reduce potential radio interference to other users, the antenna type and its gain should be so chosen that the equivalent isotropically radiated power (e.i.r.p.) is not more than that permitted for successful communication.

This device complies with Industry Canada licence-exempt RSS standard(s).

- (1) this device may not cause interference, and
- (2) this device must accept any interference, including interference that may cause undesired operation of the device.

## Radio Frequency (RF) Exposure Information

The radiated output power of the Wireless Device is below the Industry Canada (IC) radio frequency exposure limits. The Wireless Device should be used in such a manner such that the potential for human contact during normal operation is minimized.

This device has also been evaluated and shown compliant with the IC RF Exposure limits under mobile exposure conditions. (antennas are greater than 20cm from a person's body).

## 2.412~2.472GHz Band

This device operates in the 2.412~2.472GHz range.

#### 5.15~5.25GHz Band

Operations in the 5.15-5.25GHz band are restricted to indoor use only.

#### Slave Equipment:

This device is slave equipment, the device is not radar detection and not ad-hoc operation in the DFS band.



Sound United Europe,  
a division of D&M Europe  
B.V. ; Beemdstraat 11; 5653  
MA Eindhoven

#### Important Safety Instructions

1. Read these instructions.
2. Keep these instructions.
3. Heed all warnings.
4. Follow all instructions.
5. Do not use this apparatus near water.
6. Clean only with dry cloth.
7. Do not block any ventilation openings. Install in accordance with the manufacturer's instructions.
8. Do not install near any heat sources such as radiators, heat registers, stoves, or other apparatus (including amplifiers) that produce heat.
9. Do not defeat the safety purpose of the polarized or grounding-type plug. A polarized plug has two blades with one wider than the other. A grounding type plug has two blades and a third grounding prong. The wide

blade or the third prong are provided for your safety.

If the provided plug does not fit into your outlet, consult an electrician for replacement of the obsolete outlet.

10. Protect the power cord from being walked on or pinched particularly at plugs, convenience receptacles, and the point where they exit from the apparatus.
11. Only use attachments/accessories specified by the manufacturer.
12. Use only with the cart, stand, tripod, bracket, or table specified by the manufacturer, or sold with the apparatus. When a cart is used, use caution when moving the cart/apparatus combination to avoid injury from tip-over.
13. Unplug this apparatus during lightning storms or when unused for long periods of time.
14. Refer all servicing to qualified service personnel. Servicing is required when the apparatus has been damaged in any way, such as power-supply cord or plug is damaged, liquid has been spilled or objects have fallen into the apparatus, the apparatus has been exposed to rain or moisture, does not operate normally, or has been dropped.
15. The equipment could be used at maximum 45 degree C ambient temperature
16. Do not open the equipment to reduce the risk of electrical shock. For safety reasons it is only allow to the opened by qualified service personnel.
17. WARNING: To reduce the risk of fire or electric shock, do not expose this apparatus to rain or moisture. And the apparatus shall not be exposed to dripping or splashing and that no objects filled with liquids, such as vases, shall be placed on the apparatus.
18. The AC inlet is used as the disconnect device and shall remain readily operable.
19. The product shall be used on open bench.
20. No naked flame sources, such as lighted candles, should be placed on the apparatus.





21. CAUTION: Danger of explosion if battery is incorrectly replaced. Replace only with the same or equivalent type.

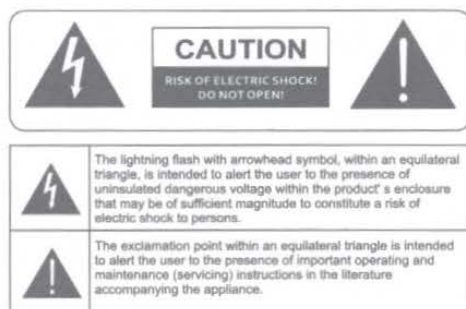
22. The battery (battery or batteries or battery pack) shall not be exposed to excessive heat such as sunshine, fire or the like.

23. WARNING: If battery compartment does not close securely, stop using the product and keep it away from children and pets.

24. WARNING: Do not recharge non-rechargeable batteries.

25. WARNING: Avoid exposure to extreme heat or cold.

**WARNING:** Please refer to the information on exterior bottom enclosure for electrical and Safety information before installing or operating the apparatus.



### EU Compliance Information

Eligible to bear the CE mark; Conforms to European Union Low Voltage Directive 2014/35/EC; European Union EMC Directive 2014/30/EU; European Union Restriction of Hazardous Substances Recast (RoHS) Directive 2011/65/EU; European Union

WEEE Directive 2012/19/EU; European Union Eco-Design Directive 2009/125/EC; European Union Registration, Evaluation,

Authorization and Restriction of Chemicals (REACH) Directive 2006/121/EC; European Union Radio Equipment Directive 2014/53/EU



### Declaration of Conformity (DoC)

Hereby, Polk Audio LLC, declares that this equipment is in compliance with the essential requirements and other relevant provisions of Directive 2014/53/EU

Customers can download a copy of the original DoC for our radio equipment from our website below:

[Http://www.polkaudio.com](http://www.polkaudio.com)

Electromagnetic compatibility and Radio spectrum Matters (ERM); Wideband transmission systems; Data transmission equipment operating in the 2,4 GHz ISM band and using wide band modulation techniques;

Harmonized EN covering the essential requirements of article 3.2 of the RED Directive.

- EN 301489-1

Electromagnetic compatibility and Radio Spectrum Matters (ERM); ElectroMagnetic Compatibility (EMC) standard for radio equipment and services; Part 1: Common technical requirements

- EN 301489-17

Electromagnetic compatibility and Radio spectrum Matters (ERM); ElectroMagnetic Compatibility (EMC) standard for radio equipment and services; Part 17: Specific conditions for 2.4 GHz wideband transmission systems and 5 GHz high performance RLAN equipment

- EN 62479

Assessment of the compliance of low power electronic and electrical equipment with the basic restrictions related to human exposure to electromagnetic fields (10 MHz to 300 GHz)

Type of Wireless	Operating Frequency	Maximum RF Power
Bluetooth	2402-2480MHz	9.1 dBm
WiFi	2412-2472MHz 5180-5320MHz 5500-5700MHz	19.6 dBm 20.1 dBm 19.8 dBm
Wireless Subwoofer	5743-5840MHz	7.6 dBm
Wireless Sound bar	5743-5840MHz	7.2dBm
Wireless Surrounds	5743-5840MHz	6.9dBm

5.15 - 5.35 GHz band is restricted to indoor operations only in the following countries

AT	BE	BG	CZ	DK	EE	FR	DE	IS	IE	IT	EL	ES	CY	LV	LI	LT
LU	HU	RS	MT	NL	NO	PL	PT	RO	SI	SK	TR	FI	SE	CH	UK	HR

## 1-Year Limited Warranty

Polk Audio, LLC ("Polk") warrants to the original retail purchaser that Polk Audio branded wireless speakers, will be free from defects in materials and workmanship for a period of (1) one year, under normal use and conditions. Should this product prove to be defective in material or workmanship, Polk will, at its option, (a) repair the product, or (b) replace the product. If the product model is no longer available and cannot be repaired effectively, or replaced with an identical model, Polk may, at its sole and absolute option, replace the unit with a current model of equal or greater value.

To obtain warranty service, please visit the Polk Audio website at [www.polkaudio.com](http://www.polkaudio.com). You may also contact Polk Audio Customer Service at 1-800-377-7655 for instructions on where to send the product. You will be required to provide an original receipt or bill of sale, identifying you as the original purchaser and identifying the purchase made through an authorized Polk retailer. You will need to ship the product, prepaid and insured, together with the proof of purchase to Polk Audio, 1 Viper Way, Vista, CA 92081. Risk of loss or damage in transit shall be borne by the purchaser. Freight collect shipments will be refused.

This warranty is non-transferable and does not apply to any product that has been modified or used in a manner contrary to its intended purpose. This limited warranty is void if the product has an altered or missing serial number, or if the product was purchased from someone other than an authorized dealer. This limited warranty is void if the product has been damaged by accident or unreasonable use, neglect, improper service or other causes not arising out of defects in material or construction. Product(s) which are found to be damaged by abuse resulting in thermally damaged voice coils are not covered by this warranty but may be replaced at the sole and absolute discretion of Polk. This warranty terminates if you sell or otherwise transfer the product to another party. This limited warranty does not cover cosmetic damage, paint damage, damage to other components, parts or premises, or any consequential damages which may result for any reason.

Polk does not warrant that the product will operate without interruption or that the product will operate error-free. Certain external conditions which are out of Polk's control may affect the overall performance of the product, including, but not limited to, wireless network configuration, performance of the wireless network, distances between product and the wireless network connection and/or content sources, third party devices, radio and/or environmental interference with the product.

Polk may offer access to third party content or third party content providers via the Product. Polk reserves the right to alter, change, discontinue or modify access to any third party content or any third party content provider at any time, for any reason. Polk disclaims all warranties and representations offered by any third party content or third party content provider.

Polk shall have no obligation to provide any updates or upgrades to the product, but in the event that it does, such updates and upgrades shall be deemed the "product", and shall be subject to the terms and conditions stated herein.

THIS WARRANTY GIVES YOU SPECIFIC LEGAL RIGHTS AND YOU MAY HAVE OTHER RIGHTS THAT VARY FROM STATE TO STATE. ALL WARRANTIES, INCLUDING BUT NOT LIMITED TO EXPRESS WARRANTY, IMPLIED WARRANTIES OF MERCHANTABILITY AND FITNESS FOR A PARTICULAR PURPOSE, NON-INFRINGEMENT AND THE IMPLIED CONDITION OF SATISFACTORY QUALITY ARE EXPRESSLY EXCLUDED AND DISCLAIMED TO THE MAXIMUM EXTENT ALLOWED BY LAW, AND POLK NEITHER ASSUMES NOR AUTHORIZES ANY PERSON TO ASSUME FOR IT ANY LIABILITY IN CONNECTION WITH THE SALE OF THE PRODUCT. POLK HAS ABSOLUTELY NO LIABILITY FOR ANY ACTS OF THIRD PARTIES. SOME STATES DO NOT ALLOW THE EXCLUSION OF CERTAIN IMPLIED WARRANTIES, OR CONDITIONS ON AN IMPLIED WARRANTY, SO THE ABOVE LIMITATION MAY NOT APPLY TO YOU. POLK DOES NOT ACCEPT LIABILITY FOR SPECIAL, INDIRECT, INCIDENTAL, PUNITIVE OR CONSEQUENTIAL DAMAGES, LOST PROFITS, LOST SAVINGS OR DAMAGES RESULTING FROM IMPROPER USE, OR THE INABILITY TO USE THE PRODUCT. THE MAXIMUM LIABILITY FOR WHICH POLK MAY BE RESPONSIBLE SHALL NOT EXCEED THE PURCHASE PRICE OF THE PRODUCT. SOME STATES DO NOT ALLOW THE EXCLUSION OR LIMITATION OF INCIDENTAL OR CONSEQUENTIAL DAMAGES, SO THE ABOVE LIMITATION OR EXCLUSIONS MAY NOT APPLY TO YOU.



For DTS patents, see <http://patents.dts.com>. Manufactured under license from DTS Licensing Limited. DTS, the Symbol, DTS in combination with the Symbol, and DTS Digital Surround are registered trademarks or trademarks of DTS, Inc. in the United States and/or other countries. © DTS, Inc. All Rights Reserved.



1 Viper Way  
Vista, CA 92081  
800 638 7276  
[www.polkaudio.com](http://www.polkaudio.com)



72-P0LKM2-SAFB3

HBP3776F





Register your new Polk product online now for a chance to win \$500 of Polk product!

[www.polkaudio.com/registration](http://www.polkaudio.com/registration)

## Benefits

- Permanent record of your purchase, in case you misplace your original receipt.
- Enters you in our monthly FREE drawing for \$500-worth of Polk speakers.
- Allows you to enroll in Club Polk Benefits:
  - Informative Polk website forums
  - Special discounts in the Polk web store
  - Advance notice of Polk promos
  - Discounts on authorized Polk parts
  - Stay up-to-date on all the latest news and announcements about your product

No Internet access? Call Polk Customer Service at 1-800-377-7655 (US & Canada only).

Outside the US & Canada, call 410-358-3600. We'll walk you through the simple registration process!

We take your privacy seriously. Polk does not share or sell information to any other parties, unless directed by court order. Registering your product has no effect on your warranty. Warranties apply as stated in your important product information guide. Please be sure to keep your original purchase receipt.

Questions? Concerns? Contact Polk Customer Service from 9am - 5:30pm, M-F, EST (USA)  
1-800-377-7655 US & Canada only | 410-358-3600 outside US & Canada | [polkcs@polkaudio.com](mailto:polkcs@polkaudio.com)



HBP3778A



## FRANÇAIS

Enregistrez votre produit Polk en ligne et courez la chance de gagner 500 \$ de produits Polk! [www.polkaudio.com/registration/](http://www.polkaudio.com/registration/)

### Avantages

- Crée une attestation permanente de votre achat en cas de perte de votre reçu original.
- Vous inscrivez GRATUITEMENT à notre tirage mensuel de haut-parleurs Polk d'une valeur de 500 \$.
- Vous permet de vous enrôler dans le Club Polk et profiter de:
  - forums informatifs sur le site web de Polk,
  - rabais spéciaux au magasin Polk Web Store,
  - préavis des promotions Polk,
  - rabais sur les pièces autorisées Polk Audio,
  - les toutes dernières informations concernant votre produit.

Pas d'accès à l'internet? Contactez le Service à la clientèle Polk au 800.377.7655 (É.-U. et Canada seul.). À l'extérieur des É.-U. et du Canada, signalez le 410.358.3600. Nous nous ferons un plaisir de vous aider à enregistrer votre produit.

Votre confidentialité nous tient à cœur. Polk Audio ne partagera, ni ne vendra, votre information à toute autre partie sauf par ordonnance judiciaire. L'enregistrement de votre produit n'a aucun effet sur votre garantie. Les garanties sont valides telles que décrites dans votre manuel d'utilisation. Assurez-vous de conserver votre reçu original.

Questions? Soucis? Contactez le Service à la clientèle de Polk, de 9h à 17h30h HNE, L-V, au 800.377.7655 (É.-U. et Canada seulement). À l'extérieur des É.-U. et du Canada, signalez le 410.358.3600. | [polkcs@polkaudio.com](mailto:polkcs@polkaudio.com)

## ESPAÑOL

Registre su nuevo producto Polk en línea e incluiremos su nombre en un sorteo para ganar \$500 en productos Polk. [www.polkaudio.com/registration/](http://www.polkaudio.com/registration/)

### Beneficios

- Registro permanente de su compra por si pierde su recibo original.
- Participación GRATIS en nuestro sorteo mensual de \$500 en altavoces Polk.
- Inscripción en el Club Polk, con derecho a:
  - Foros informativos del sitio web de Polk
  - Descuentos especiales en la tienda web de Polk
  - Aviso por adelantado de promociones de Polk
  - Descuento en repuestos autorizados de Polk
  - Manténgase al día en cuanto a noticias y anuncios sobre su producto.

¿No tiene acceso a Internet? comuníquese con el Servicio al cliente de Polk llamando al 800-377-7655 (solo en EE.UU. y Canadá). Fuera de EE.UU. y Canadá, llame al 410-358-3600. Lo guiaremos por el simple proceso de inscripción.

Tomamos en serio su privacidad. Polk no intercambia ni vende información a terceras partes excepto por orden de los tribunales. Inscribir su producto no tiene ningún efecto en la garantía. Las garantías se aplican como se indica en el manual del producto. Conserve el original del recibo de compra.

¿Preguntas? ¿Inquietudes? Comuníquese con el Servicio al cliente de Polk llamando al 800-377-7655, de lunes a viernes, de 9:00 de la mañana a 5:30 de la tarde, hora del Este (solo en EE.UU. y Canadá) | Fuera de EE.UU. y Canadá, llame al 410-358-3600 | [polkcs@polkaudio.com](mailto:polkcs@polkaudio.com)

## DEUTSCHE

Registrieren Sie Ihr neues Polk-Produkt online, und Sie können vielleicht Polk-Produkte im Wert von \$500 gewinnen! [www.polkaudio.com/registration/](http://www.polkaudio.com/registration/)

### Vorteile

- Permanenter Nachweis Ihres Kaufs, falls Sie die Originalquittung verlieren.
- Sie nehmen an unserer monatlichen KOSTENLOSEN Verlosung von Polk-Lautsprechern im Wert von \$500 teil.
- Sie können sich bei Club Polk Benefits anmelden:
  - Informative Polk-Website-Foren
  - Sonderrabatte im Polk Web Store
  - Benachrichtigung über Polk-Sonderaktionen
  - Rabatte auf autorisierte Polk-Ersatzteile
  - Aktuelle Nachrichten und Ankündigungen über Ihr Produkt

Kein Internetzugang? Rufen Sie den Polk-Kundendienst unter 800-377-POLK(7655) an (nur USA und Kanada). Außerhalb der USA und Kanada rufen Sie +1-410-358-3600 an. Wir helfen Ihnen durch den einfachen Registrierungsprozess!

Wir nehmen den Datenschutz ernst. Polk wird Informationen weder mit Dritten teilen noch sie an diese verkaufen, es sei denn aufgrund einer direkten gerichtlichen Verfügung. Die Registrierung Ihres Produkts hat keine Auswirkung auf Ihre Garantie. Garantien treffen wie in Ihrer Produktinformation beschrieben zu. Bewahren Sie bitte die Originalkaufquittung auf.

Fragen? Probleme? Wenden Sie sich M-F von 9-17:30 h (US-Ostküstenzeit) an den Polk-Kundendienst. Telefon 800-377-POLK(7655) (nur USA und Kanada) | +410-358-3600 von außerhalb der USA und Kanada | [polkcs@polkaudio.com](mailto:polkcs@polkaudio.com)

## ITALIANA

Registra subito on-line il tuo nuovo prodotto Polk per avere una possibilità di vincere prodotti Polk per un valore di 500 USD: [www.polkaudio.com/registration/](http://www.polkaudio.com/registration/)

### Vantaggi

- Documentazione permanente dell'acquisto nel caso si smarrisca lo scontrino originale.
- Partecipazione GRATUITA al nostro sorteggio mensile che mette in palio altoparlanti Polk del valore di 500 USD.
- Possibilità di diventare membri di Club Polk Benefits:
  - Informativi forum sul sito web Polk
  - Sconti speciale nel negozio on-line Polk
  - Avvisi anticipati delle promozioni Polk
  - Sconti sui ricambi Polk autorizzati
  - Aggiornamenti sui prodotti acquistati

Se non è possibile accedere a Internet, chiamare il Servizio clienti Polk al numero 800-377-7655 (solo negli Stati Uniti e in Canada); fuori degli Stati Uniti e del Canada, chiamare il numero +1 410-358-3600 per essere guidati durante la semplice procedura di registrazione.

Garantiamo l'assoluta privacy dei nostri utenti. Polk non divulga né vende le informazioni sugli utenti a nessun'altra parte se non dietro ordine di un tribunale. La validità della garanzia non dipende dalla registrazione del prodotto. Le garanzie si applicano come specificato nel manuale del prodotto. Conservare lo scontrino originale come prova dell'acquisto.

Domande o dubbi? Rivolgersi al Servizio clienti Polk dalle 09:00 alle 17:30, lun-ven, fuso EST degli Stati Uniti (CET - 6 ore) chiamando il numero 800-377-7655 (solo negli Stati Uniti e in Canada) oppure +1 410-358-3600 fuori degli Stati Uniti e del Canada | [polkcs@polkaudio.com](mailto:polkcs@polkaudio.com)

