Baseus倍思	产品名称:倍思 i-wok系列 USB 非对称光源屏幕挂灯(青春版)	版本:P0A0
	包装编码:PB2632Z	设计日期:2020-06-19
	包装尺寸:95x60mm	审核:郑石汉
	说明书材料:悦声臻品上质雅白 100g 单色印刷	
	后道工艺:双面印刷,风琴折	备注:
	设计师:邓刚华	

K

95.00 mm

60.00 mm

倍思 × 倍思照明

倍思 i-wok系列 USB 非对称光源屏幕挂灯(青春版)
使用说明书

使用产品前仔细阅读本使用说明书,并妥适保管。

目录

一、产品介绍 - 1
二、产品特点 - 1
三、产品参数 - 1
四、产品配件清单 - 1
五、产品部件名称 - 1
六、产品使用说明 - 3
七、产品中有害物质名称及清单 - 5
八、注意事项 - 6

一、产品介绍

USB-非对称光源屏幕挂灯,采用非对称光源设计,减少屏幕反光,眩光,移动办公/游戏不伤眼。

二、产品特点

① 非对称光源设计
② 无蓝光/无频闪
③ 1秒安装固定
④ 1种灯光模式
⑤ 金属轻量设计
⑥ 触控无级调光
⑦ USB供电

三、产品参数

型号:DGXWA-B01/DGXWA-B02
材质:铝合金+PC+ABS
输入:5V
额定电流:3A(Max)
灯:表-LED
色温:3500K-2800K-4000K

LED 数量:30
光通量:400lm
功率:3.2W(Max)
产品尺寸:400 x 66 x 92mm
产品重量:480g

四、产品配件清单

屏幕挂灯 *1
USB数据线(1.5m) *1
说明书 *1

五、产品部件名称

产品介绍

六、产品使用说明

安装说明

1. 将图中的一把灯体夹在屏幕上方的中间位置。

备注:适用于5mm-26mm厚度的屏幕

2. 将USB数据线插入灯管Type-C接口,另一端连接电脑USB端口或已通过外供适配器。

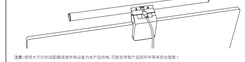

注意:使用大于5V的适配器或者供电设备为本产品供电,可能会导致产品部件损坏甚至全损失!

3. 转动灯体,请节灯之间相对角度,调成安装。

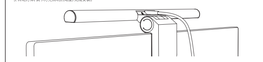

使用说明

1. 灯口关灯:可随意开关照明。

2. 灯光模式:白光(5000K)→暖光(2800K)→混合光(4000K),依次循环。

3. 灯具倍调光:长按调光按键,灯光亮度无级调节。

4. 记忆功能:USB供电状态下,关灯后再开灯,默认为上次关灯前的灯光状态。

备注:部分USB或者电视机再灯开灯后,此时不具备记忆功能,这时不代表认为灯相关的产品有问题。

七、产品中有害物质名称及清单

部件名称	有害物质					
	铅 (Pb)	汞 (Hg)	镉 (Cd)	六价铬 (Cr(VI))	多溴联苯 (PBB)	多溴二苯醚 (PBDE)
灯罩	O	O	O	O	O	O
USB线	O	O	O	O	O	O
螺钉件	O	O	O	O	O	O
电路板	X	O	O	O	O	O
灯头支架	O	O	O	O	O	O
灯管	O	O	O	O	O	O

本表格依据SJ/T 11364的规定编制。
O:表示该有害物质在该部件所有均质材料中的含量均在GB/T 26572规定的限量要求下。
X:表示该有害物质至少在该部件的某一均质材料中的含量超出GB/T 26572规定的限量要求。

八. 安全警告和注意事项

1. 请使用original原配装备供电设备为本产品供电,例如:电脑、屏幕的USB输出端口、5V适配器、移动电源等;若使用超过5V的适配器或者供电设备为本产品供电,可能会导致产品部件甚至全损失!
2. 请勿在不稳定的环境下使用,请恢复出厂设置,以免造成意外伤害。
3. 请勿将产品放置在易燃、易爆、易腐蚀性物品、等物品附近。
4. 请勿将产品放置在儿童、宠物、婴幼儿等,请专人专管,以免意外。
5. 请勿在潮湿的环境下使用本产品。
6. 请勿擅自拆卸USB线,以免发生触电事故。
7. 请定期清洁产品,清洁产品表面时,请用柔软的布料擦拭,请勿使用酒精、稀释液及热或湿度条件进行清洁。
8. 用灯管照明时请关灯后10分钟内,请勿频繁打开关灯,以免损伤。
9. 长时间不使用灯具时,请将USB线拔出或切断电源。
10. 请勿私自改装产品。
11. 请勿将产品放置在高温环境。
12. 如果发现本产品存在故障,请勿自行拆解产品,以免损坏产品;可交由本公司维修人员进行维修。
13. 此灯具的元器件可回收利用,当长期不工作时,应按照国家/行业,

品牌名:Baseus倍思 & 倍思照明
品牌版:深圳市时尚创意科技有限公司
地址:广东省深圳市宝安区西乡街道固戍工业区A栋10层
电话/传真:+86-755-26214-0033 ext.8008
网址:www.baseus.com

Copyright©2019-2020 Shenzhen Times Innovation Technology Co.,Ltd.
All Rights Reserved

PB2632Z
设计:邓刚华
中国制造

Baseus | LIGHTING

Baseus i-wok Series USB Asymmetric Light Source Screen Hanging Light (Youth)Instruction Manual

Please read the instruction manual carefully before using the product and keep it with proper care.

Contents

1. Product introduction - 1
2. Product features - 1
3. Product parameters - 1
4. Product accessory list - 1
5. Name of Product Parts - 1
6. Instructions for Use of Product - 3
7. Names and list of hazardous substances in product - 5
8. Important notice - 6

1. Product introduction

USB-asymmetric Light Source screen hanging light, asymmetric light source design is adopted to reduce screen reflection and glare, and will not hurt the eyes when work and play games at night.

2. Product features

① Asymmetric Light Source
② No Blue Light / no Stroboflash
③ 1s Installation
④ 1 Lighting Modes
⑤ Stable Metal Counterweight
⑥ Touch Control for Stepless Dimming
⑦ USB Power Supply

3. Product parameters

Model: DGXWA-B01/DGXWA-B02
Material: Aluminum Alloy+PC+ABS
Voltage: 5V
Power: 5W (Max)
Light source: LED
Color temperature: 3500K-2800K-4000K

LED quantity: 30Pcs
Color rendering index: 80
Lumen value: 160m
Product size: 400 x 66 x 92mm
Product weight: 480g

4. Product accessory list

Screen hanging light *1
USB power cable (1.5m) *1
Manual *1

5. Name of product parts

Product description

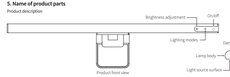

6. Usage instructions

Instructions for installation

1. Clamp the lamp body in the middle of the top of the screen, as shown in the figure:

Note: Suitable for screens of 5mm-26mm thickness

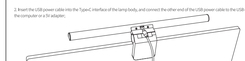

2. Insert the USB power cable into the Type-C interface of the lamp body, and connect the other end of the USB power cable to the USB output port of the computer or a 5V adapter.

Notice: It may cause damage to the product and safety hazards if use an adapter or power supply device greater than 5V to power up the product!

3. Turn the lamp body to adjust the lighting angle and complete the installation.

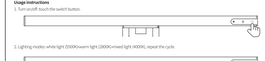

Usage instructions

1. Turn on/off touch the switch button.

2. Lighting modes: white light (5000K)→warm light (2800K)→mixed light (4000K), repeat the cycle.

3. Stepless dimming: long press the dimmer switch to adjust the brightness steplessly.



4. Memory function: when power up through USB power cable the light turns on in the previous mode by default after shut off.

Note: memory function does not work if unplug the USB power cable or power off and then turn on the lamp. But the white light as the initial mode will turn on by default.

7. Names and list of hazardous substances in product

	Hazardous substances (X)					
	Lead (Pb)	Mercury (Hg)	Cadmium (Cd)	Hexavalent Chromium (Cr(VI))	Polybrominated Biphenyls (PBB)	Polybrominated Diphenyl Ethers (PBDE)
Lampshade	O	O	O	O	O	O
USB cable	O	O	O	O	O	O
Phillips screw	O	O	O	O	O	O
PCB	X	O	O	O	O	O
Lamp holder support	O	O	O	O	O	O
Lamp tube	O	O	O	O	O	O

This form is compiled in accordance with SJ/T 11364.

O: It indicates that the content of the toxic and harmful substance in all homogeneous materials of the component is below the limit specified in GB/T 26572 standard.
X: The content of toxic and harmful substances in at least one homogeneous material of this part exceeds the limit stipulated in GB/T 26572 standard.

The "environmental protection service life of this product is 10 years", and the pollution control label is shown on the left.
The harmful substances contained in electronic and electrical products will not be leaked or mutated, and the period of normal use of the electronic and electrical products by the electronic and electrical users will not cause serious pollution to the environment or cause serious damage to people and property.

8. Safety warnings and cautions

1. Please use 5V adapter or power supply equipment to supply power to the product, such as: computer, screen USB output port, 5V adapter, power bank, etc. If you use adapter or power supply equipment above 5V to supply power to the product, it may cause product damage and being security risks!
2. Do not use in unstable places to avoid dumping and damaging the lamp.
3. Do not cover flammable materials such as cloth or paper on the lamp to avoid fire accidents.
4. Do not use the product in a damp environment.
5. Please keep the product away from children with wet hands to avoid electric shock.
6. Please clean the product regularly. When cleaning the surface of the product, please unplug the power supply and wipe it with a soft cotton cloth. Do not use liquid, spray cleaner or damp cloth for cleaning.
7. Do not touch the hot part of the lamp body when the lamp is on or within 3 minutes after turning off the lamp to avoid burns.
8. When not using the lamp for a long time, please pull out or cut off the power of the USB power cable.
9. Do not disassemble the product by yourself.
10. This product is for indoor use only.
11. Do not place the product in high temperature.
12. If you find that the product is faulty, please do not disassemble the product yourself to avoid damaging the product; it can be sent to our company's maintenance personnel for repair.
13. The light source of this lamp is irreplaceable. When the light source reaches the end of its life, the entire lamp should be replaced.

Shenzhen Times Innovation Technology Co.,Ltd
Address: Room 01,4/F,Building 1,WRLEAD,Fada Road, Bantian Street,Longgang District,Shenzhen,China
TEL:+86 755-82403833 Hotline:4000-272-711

Copyright©2019-2020 Shenzhen Times Innovation Technology Co.,Ltd
All Rights Reserved

PB2632Z
Designed by Baseus
Made in China