

fisher-price

# Little People®



Keep these instructions for future reference, as they contain important information.

Requires three AA batteries (included). Batteries included are for demonstration purposes only.

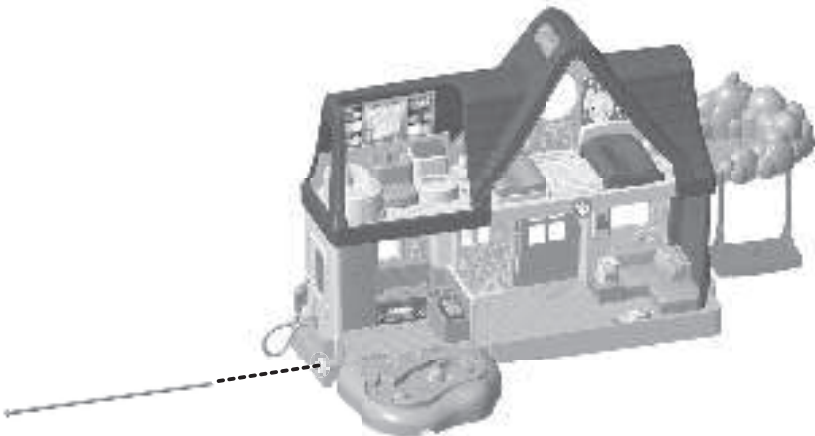
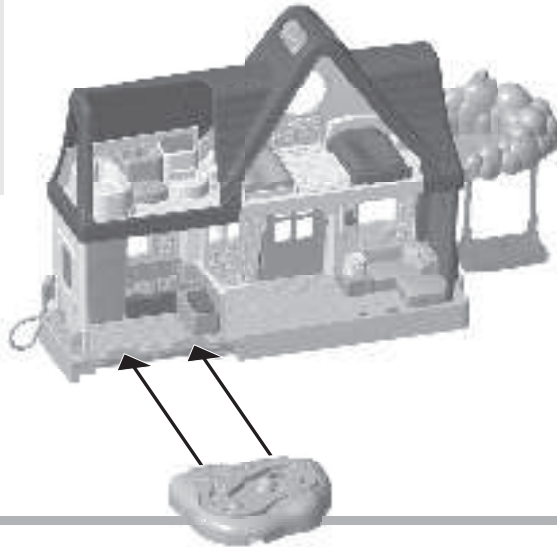
Adult assembly is required. Tool required: Phillips screwdriver (not included).

## GWD31

## Assembly

### M3,5 x 182 mm Hinge Pin Screw


The hinge pin screw is attached to the pool for packaging purposes. Loosen and remove the hinge pin screw from the pool before inserting into the home.



# Battery Replacement



For longer life, use **alkaline** batteries.



Loosen the screw in battery compartment door and remove the door. Remove the exhausted batteries and properly dispose. Insert three, new AA (LR6) **alkaline** batteries.

Replace the battery compartment door and tighten the screw.

If this product begins to operate erratically, you may need to reset the electronics. Slide the power-mode switch off and back on.

When sounds or lights become faint or stops, it's time for an adult to change the batteries.

## Battery Safety Information

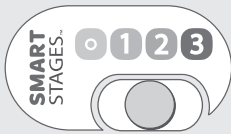
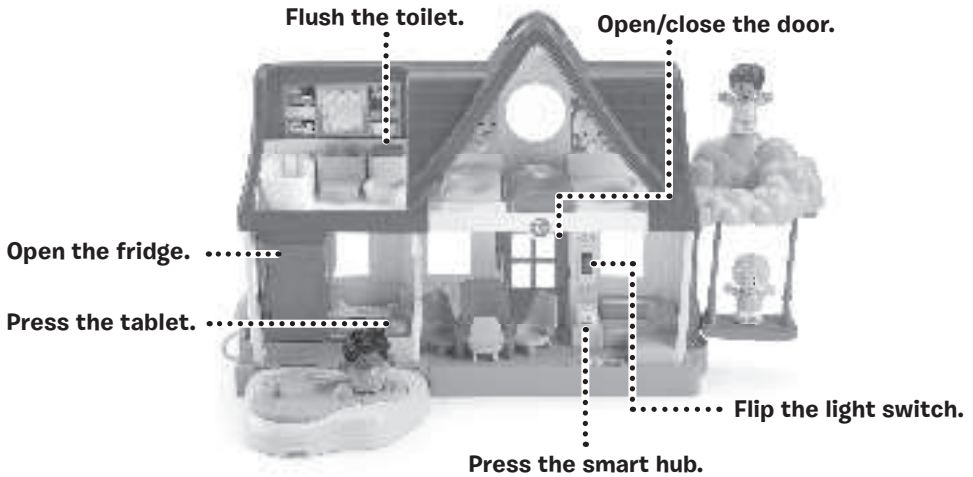
In exceptional circumstances, batteries may leak fluids that can cause a chemical burn injury or ruin your product. To avoid battery leakage:

- Do not mix old and new batteries or batteries of different types: alkaline, standard (carbon-zinc) or rechargeable.
- Insert batteries as indicated inside the battery compartment (+ and -).
- Remove batteries during long periods of non-use. Always remove exhausted batteries from the product. Dispose of batteries safely. Do not dispose of this product in a fire. The batteries inside may explode or leak.
- Never short-circuit the battery terminals.
- Use only batteries of the same or equivalent type, as recommended.
- Do not charge non-rechargeable batteries.
- Remove rechargeable batteries from the product before charging.
- If removable, rechargeable batteries are used, they are only to be charged under adult supervision.



Protect the environment by not disposing of this product or any batteries with household waste. This symbol indicates that this product shall not be treated as household waste. Check your local authority for recycling advice and facilities.


## Welcome Home!



**Power-Mode Switch**

- 1 Discover** - Hear songs, sounds, and phrases about opposites, colors, the alphabet, and more!
  - 2 Experience** - Phrases, sounds, and songs encourage kids to explore the house.
  - 3 Imagine** - Sound effects and instrumental music inspire kids to make their own story.
- ☐ Off

## Storage and Care



Fit all of the play pieces inside and lift the pool.  
Wipe this toy with a clean damp cloth.  
Do not immerse.

## CONSUMER INFORMATION

### FCC STATEMENT (UNITED STATES ONLY)

This equipment has been tested and found to comply with the limits for a Class B digital device, pursuant to Part 15 of the FCC rules. These limits are designed to provide reasonable protection against harmful interference in a residential installation. This equipment generates uses and can radiate radio frequency energy and, if not installed and used in accordance with the instructions, may cause harmful interference to radio communications. However, there is no guarantee that interference will not occur in a particular installation. If this equipment does cause harmful interference to radio or television reception, which can be determined by turning the equipment off and on, the user is encouraged to try to correct the interference by one or more of the following measures:

- Reorient or relocate the receiving antenna.
- Increase the separation between the equipment and receiver.
- Consult the dealer or an experienced radio/TV technician for help.

NOTE: Changes or modifications not expressly approved by the manufacturer responsible for compliance could void the user's authority to operate the equipment.

This device complies with Part 15 of the FCC Rules. Operation is subject to the following two conditions: (1) This device may not cause harmful interference, and (2) this device must accept any interference received, including interference that may cause undesired operation.

### CAN ICES-3 (B)/NMB-3 (B)

Operation is subject to the following two conditions: (1) this device may not cause interference, and (2) this device must accept any interference, including interference that may cause undesired operation of the device.

L'utilisation de ce dispositif est autorisée seulement aux conditions suivantes : (1) il ne doit pas produire de brouillage et (2) il doit pouvoir tolérer tout brouillage radioélectrique reçu, même si ce brouillage est susceptible de compromettre son fonctionnement.

**UNITED STATES**

Fisher-Price, Inc., 636 Girard Avenue, East Aurora, NY 14052.  
Consumer Services: 1-800-432-5437.

**CANADA**

Mattel Canada Inc., 6155 Freemont Blvd., Mississauga, Ontario L5R 3W2  
Consumer Services/Service à la clientèle : 1-800-432-5437. [www.service.mattel.com](http://www.service.mattel.com).

**GREAT BRITAIN**

Mattel U.K. Limited, The Porter Building, 1 Brunel Way, Slough SL1 1FQ, UK. [www.service.mattel.com/uk](http://www.service.mattel.com/uk).

**NEDERLAND**

Mattel Europa B.V., Gondel 1, 1186 MJ Amstelveen, Nederland.

**AUSTRALIA**

Mattel Australia Pty. Ltd., 658 Church Street, Locked Bag #870, Richmond, Victoria 3121 Australia.  
Consumer Advisory Service 1300 135 312.

**NEW ZEALAND**

16-18 William Pickering Drive, Albany 1331, Auckland.

**SOUTH AFRICA**

Mattel South Africa (PTY) LTD, Office 102 I3, 30 Melrose Boulevard, Johannesburg 2196.

©2021 Mattel.

**PRINTED IN CHINA**

GWD31-0970-1102554440-DOM

