

CAUTION!

Installation and connection should only be carried out by a qualified person and in accordance with national wiring regulations.

- Before commencing any work on the electrical connections, you must first disconnect the thermostat from the mains.
- None of the 230V connections must be live until the installation has been completed and the housing is closed.
- Only qualified electricians or authorised service staff are permitted to open the thermostat.
- There are parts that carry mains voltage behind the cover. The thermostat must not be left unsupervised when open. (Prevent non specialists and especially children from gaining access to it.)
- If the thermostat is used in a way not specified by the manufacturer, its safety may be impaired.
- Prior to setting the thermostat, it is necessary to complete all required settings described in the section.



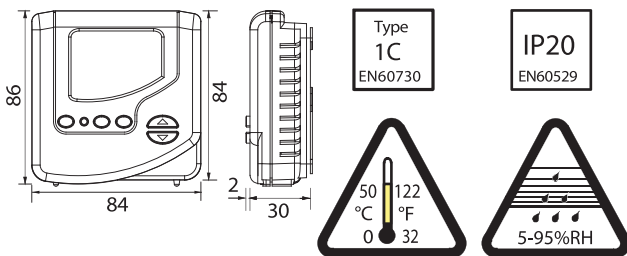
Important:
Keep this document



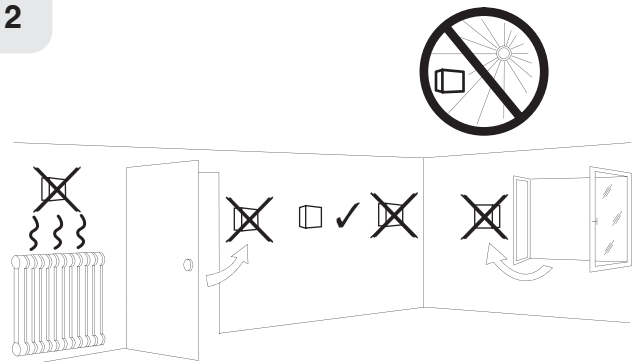
This thermostat can be mounted in the following ways:

- 1) To a recessed conduit box
- 2) To a surface mounted box
- 3) Directly mounted on wall

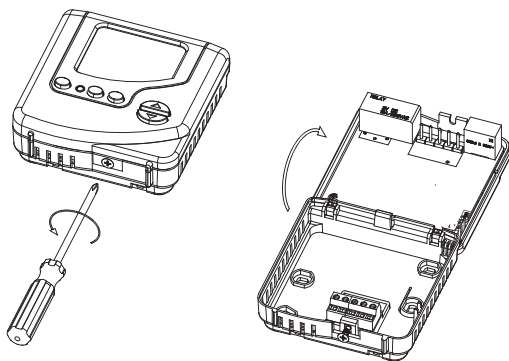
1



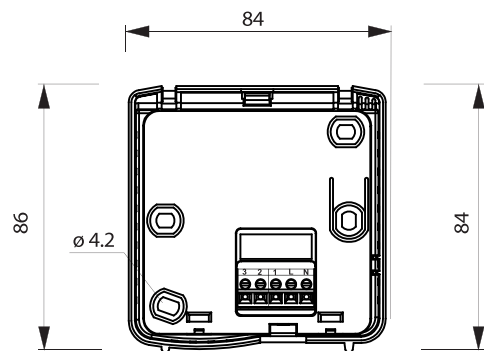
2



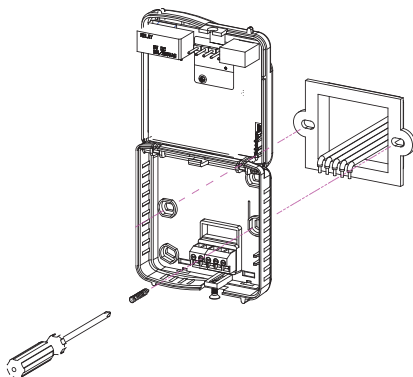
3



4



5



6

