


# TOUCH TO TUNE 2.0 WIFI AND GOOGLE PLAY INSTRUCTIONS



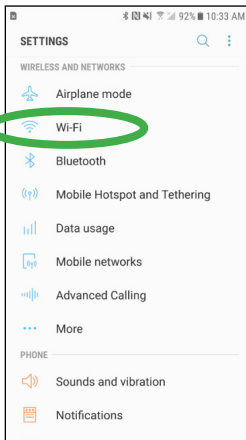
## USAGE INSTRUCTIONS

### Enabling Wi-Fi

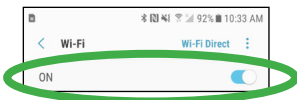
1. Turn on phone
2. Click on "Settings" icon



3. Click on Wi-Fi



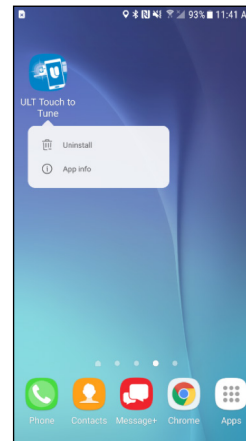
4. Turn Wi-Fi on



5. Select network name
6. Login with password, if needed

### Uninstalling Original Touch to Tune App

1. Locate existing app on phone
2. Press and hold the app icon until Uninstall/App info dialog box appears
3. Select Uninstall




## Logging in to Google Play

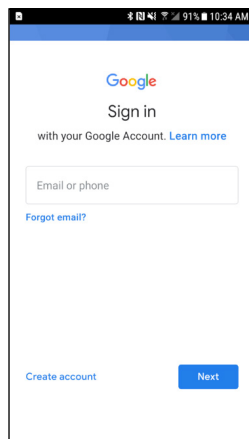
1. Turn on phone
2. Click on "Play Store" icon



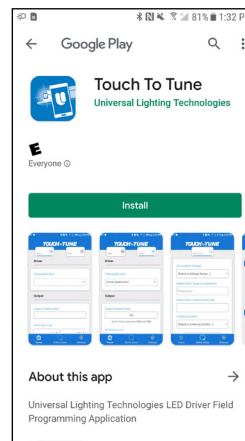
3. Click Sign In



4. Create account or enter existing account and hit next



5. Search for Touch To Tune App
6. Select the app and download



7. Email [TouchtoTune@universaldouglas.com](mailto:TouchtoTune@universaldouglas.com) to request password
8. Enter password provided