



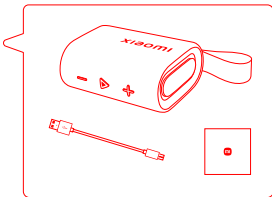
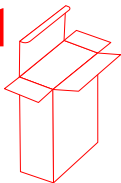
PDF



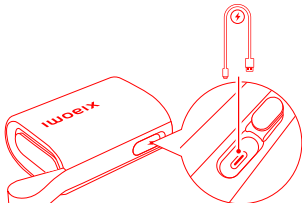
xiaomi Sound Pocket User Manual

Downloaded from thelostmanual.org

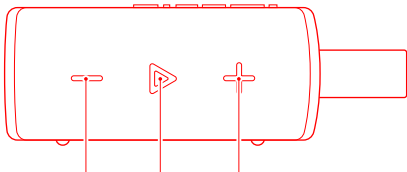
1



2



Downloaded from thelostmanual.org



Short press: volume down

Play/Pause
Answer/End call
Press 3 times: previous track
Press 2 times: next track

Short press: volume up

Instructions


Basic Features

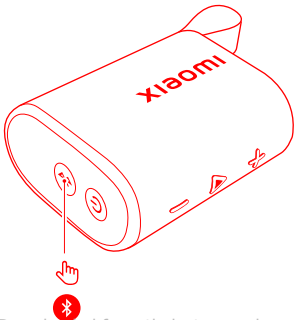
1) Power on/off

Long press the power button (⏻) for 2 seconds to turn on the speaker and begin Bluetooth pairing, or to turn the speaker off. This process includes voice prompts.


2) Bluetooth connection

When the speaker is in the Bluetooth pairing mode, turn on your mobile phone's Bluetooth functions, then select "Xiaomi Sound Pocket" from the Bluetooth pairing list and click to pair. You will hear a prompt when pairing is successful.

To disconnect the speaker, short press  button and the speaker will switch to Bluetooth pairing mode.




3) Stereo pair

Long press  button 3s on a speaker, another speaker is under bluetooth pairing status, two speakers will pair automatically and operate as left and right channels respectively.

(If connection fails, short press  button on another speaker.)

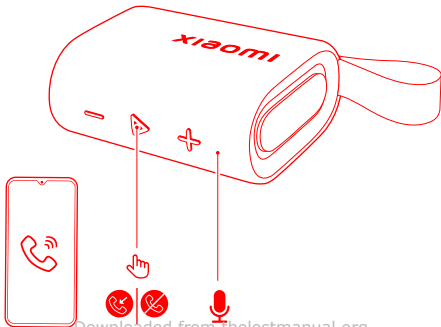
To disconnect, long press  button for 3 seconds on either of the speaker.



4) Calls

If a call comes in when the speaker is connected with a smartphone, the speaker will automatically pause the music and play a ringtone. When this happens, short press ► button to answer; short press ► button again to end the call. Long press ► button for 2 seconds to reject the call.

long press "📶" more than 1s to switch between mobile and speaker .



5) Indicator Light

Indicator light fast blinking	The speaker is in the Bluetooth pairing mode.
Indicator light on	The speaker is paired with a device, such as a smartphone.
Indicator light fast blinking	Two speakers are searching for each other for TWS.
Indicator light slowly blinking	Two speakers pair successfully but are not connected to a smartphone or other devices.
Indicator light on	The speaker is charging
Indicator light off	The speaker finish charging

Other Features

Long press the **+** and **✱** button 5s to clear the pairing list and restore the default volume.

Basic Specifications

Product model no.: MDZ-37-DB

Bluetooth version: 5.4

Supports: A2DP V1.4, AVRCP V1.6.2, HFP V1.8

Speaker unit: 1

Rated output power: 5W (@1KHz THD=1%)

Frequency range: 100Hz to 20KHz

Signal-to-noise ratio: ≥70dB

Bluetooth transmitter power: 2 to 6 dBm

Bluetooth transmitter frequency range:

2.400~2.4835GHz

Bluetooth transmitter modulation:

GFSK, π/4-DQPSK, 8-DPSK

Battery: Lithium-ion, 3.7V, 1000mAh

Battery charging: 5V  1A, 3hours

Play duration: approx. 10hours (at 40% volume)



Notes

RoHS compliance – European Union

Xiaomi products sold in the European Union, meet the requirements of Directive 2011/65/EU and its subsequent amendments directive (EU) 2015/863 on the restriction of the use of certain hazardous substances in electrical and electronic equipment



Simplified EU Declaration of Conformity
Hereby, Beijing Xiaomi Electronics Co.,Ltd declares that the radio equipment type Xiaomi Sound Pocket is in compliance with Directive 2014/53/EU.

The full text of the EU declaration of conformity is available at the following internet address:
<http://www.mi.com/global/service/support/declaration.html>

RF Frequency and Power

This device offers the following frequency bands in EU areas only and maximum radio-frequency power
Bluetooth: 20 dBm

For the purpose of recycling to facilitate effective utilization of resources, please return this product to a nearby authorized Collection Centre, registered Dismantler or Recycler when disposing of this product.

What the Wheelie Bin symbol means: The symbol says don't dispose your e-waste into the municipal waste collection bins. That's because these wastes are hazardous in nature and need to be recycled in a special way.



Important Safety Information

Read all safety information below before using your device:

- Use of unauthorized cables, power adapters, or batteries can cause fire, explosion, or pose other risks.
- Use only authorized accessories which are compatible with your device.
- This device's operating temperature range is 0°C to 40°C. Using this device in an environment outside of this temperature range may damage the device.
- If your device is provided with a built-in battery, to avoid damaging the battery or the device, do not attempt to replace the battery yourself.
- Charge this device only with the included or authorized cable and power adapter. Using other adapters may cause fire, electric shock, and damage the device and the adapter.
- After charging is complete, disconnect the adapter from both the device and the power outlet. Do not charge the device for more than 12 hours.
- The battery must be recycled or disposed of separately from household waste. Mishandling the battery may cause fire or explosion. Dispose of or recycle the device, its

battery, and accessories according to your local regulations.

- Do not disassemble, hit, crush, or burn the battery. If the battery appears deformed or damaged, stop using it immediately.
- Do not short circuit the battery, as this may cause overheating, burns, or other injury.
- Do not place the battery in a high-temperature environment.
- Overheating may cause explosion.
- Do not disassemble, hit, or crush the battery, as this may cause the battery to leak, overheat, or explode.
- Do not burn the battery, as this may cause fire or explosion.
- If the battery appears deformed or damaged, stop using it immediately.
- User shall not remove or alter the battery. Removal or repair of the battery shall only be done by an authorized repair center of the manufacturer.
- Keep your device dry.
- Do not try to repair the device yourself. If any part of the device does not work properly, contact Xiaomi customer support or bring your device to an authorized repair center.
- Connect other devices according to their

- instruction manuals. Do not connect incompatible devices to this device.
- For AC/DC adapters, the socket-outlet shall be installed near the equipment and shall be easily accessible.

CAUTION

- RISK OF EXPLOSION IF BATTERY IS REPLACED BY AN INCORRECT TYPE.
- DISPOSE OF USED BATTERIES ACCORDING TO INSTRUCTIONS.

WARRANTY NOTICE

THIS LEGAL WARRANTY NOTICE INFORMS YOU ABOUT YOUR RIGHTS UNDER THE LEGAL WARRANTY. FOR A FULL UNDERSTANDING OF YOUR RIGHTS YOU ARE INVITED TO CONSULT THE LAWS OF YOUR COUNTRY, PROVINCE OR STATE.

The duration and conditions related to the legal warranties are provided by respective local laws. For more information about the consumer warranty benefits, please refer to Xiaomi's official website <https://www.mi.com/global/support/warranty>. If you have purchased the Product directly

from Xiaomi. In all other cases, please consult your seller. There is no guarantee that the operation of the Product will be uninterrupted or error free. Damages arising from non-compliance with the instructions related to the use of the Product are excluded. If a hardware defect is found within the Warranty period, the Product will be either (1) repaired, (2) replaced, or (3) refunded, depending on your rights under local laws. Normal wear and tear, force majeure, abuse or damage caused by the user's negligence or fault are not warranted. The contact person for the after-sales service may be any person in Xiaomi's authorized service network, Xiaomi's authorized distributors or the final vendor who sold the Products to you.

The present warranty does not apply in Hong Kong and Taiwan.

Products which were not duly imported and/or were not duly manufactured by Xiaomi and/or were not duly acquired from Xiaomi or a Xiaomi's official seller are not covered by the present warranties. As per applicable law you may benefit from warranties from the non-official retailer who sold the Product. Therefore, Xiaomi invites you to contact the retailer from whom you purchased the Product.

Importer:

Beryko s.r.o.

Pod Vinicemi 931/2, 301 00 Plzeň

www.beryko.cz