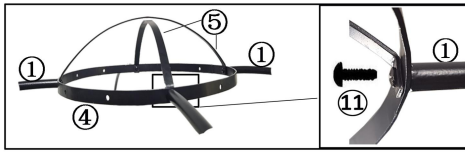
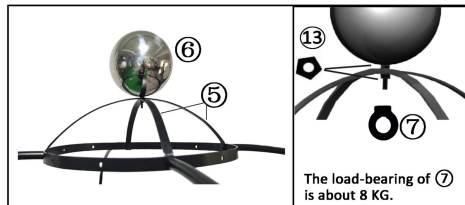


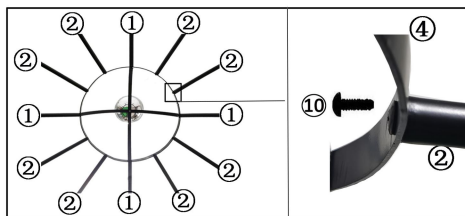
Step 3 Connect ①④⑤ with ⑪.




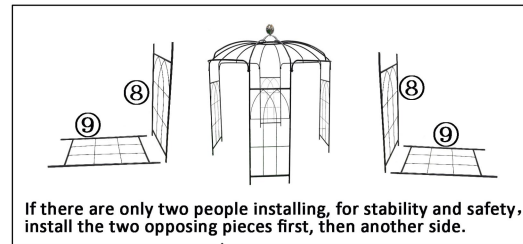
Step 4 Connect ⑤⑥ with ⑬, then connect ⑦ to ⑥.



Step 5 Connect 8pcs ② to ④ with ⑩.



Step 6 The part is finished, then connect ⑨ to ⑧ with ⑪⑬.



There are 8 grand nails for you to make the pavilion more stable.