

PYROFARMS

FluoroSphere

Instruction Manual

WHAT'S INCLUDED

- 4" Ultraviolet Blacklight Base
- 6" Glass Orb
- 10ml FluoroGel
- Silicone Stopper

NOT INCLUDED

- 3 AAA Batteries



PRECAUTIONS

- FluoroGel may stain fabric and skin temporarily
- Be careful when handling FluoroGel

INSTRUCTIONS

- Place three (3) AA batteries into the UV light base.
- If FluoroGel has separated, swirl and shake the bottle to thoroughly mix the FluoroGel solution.

Red FluoroGel



✗
Unmixed



✓
Mixed

Green-Yellow FluoroGel



✗
Unmixed



✓
Mixed

INSTRUCTIONS *(Continued)*

- Remove silicone stopper from the top of glass orb.
- Fill glass orb with room temperature tap water.
- Leave about a half inch of space from the top opening. Use caution to not overfill.
- Dry outside of orb and place on the UV light base.
- Turn light base on (press black button on side).
- Darken the room for a better effect. Gently mix FluoroGel.
- Add 10-15 drops FluoroGel to the orb through top opening.
- Watch the show slowly develop.
- Take a picture and share it. #FluoroSphere
- FluoroSphere can be left on light base as a room decoration.


CLEANING THE FLUOROSPHERE

- Remove silicone stopper from the top of glass orb.
- Empty contents into sink.
- Rinse glass orb and base with warm water.

WHAT IS THE FLUOROSPHERE?

The FluoroSphere is a water-filled Orb that sits on a UV light base. As the FluoroGel dissolves into the water, a brilliant fluorescent light show is produced. The FluoroSphere is not living and is based on fluorescence. Fluorescence occurs when a fluorescent compound (FluoroGel) absorbs light of short wavelength (blue/UV) and releases light of a longer wavelength (yellow-green).

The FluoroSphere comes with a 6-inch glass sphere, UV light base and a bottle of FluoroGel. Once the FluoroSphere is filled with water and placed on the UV light base, FluoroGel is slowly added. As the FluoroGel dissolves into water a unique light show begins.

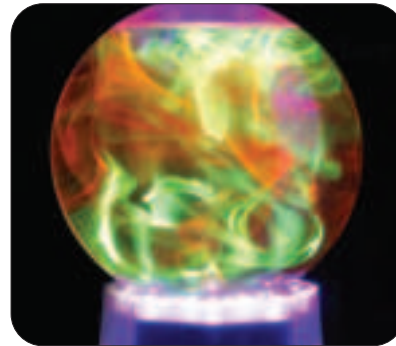



TRY THE FOLLOWING OPTIONS TO CHANGE THE FLUOROSPHERE EFFECTS

- Gently swirl water before adding the FluoroGel
- Slightly chilling water before adding the FluoroGel
- Use warm water in the FluoroSphere
- Use another clear glass container that can safely sit on the light base



More FluoroSphere Information



OTHER PYROFARMS PRODUCTS

The Bioluminescent Bio-Orb with OctoStand

The Bio-Orb is a hand-blown glass sphere filled with bioluminescent PyroDinos (dinoflagellates). It is all natural! Seawater and Dinos in a glass Orb on a metal Octopus Stand. The Bio-Orb will produce natural light (bioluminescence) at night when gently swirled. Easier than a houseplant to care for.



Read about the Bio-Orb



PYROFARMS

2075 Corte del Nogal • Suite T • Carlsbad, CA 92011

#fluorosphere • pyrofarms.com



SHOW THE GLOW

Created In California