

Canopy Tent Instruction Guide 13Ft X 13F

A022-002

CONTENTS

Safety Instructions	3
Care & Maintenance	3
Parts List	4
Assembly	6
After sale	10

Safety Instructions



Note Please retain these instructions for future reference

Be cautious to avoid pinching your hands or fingers in any of the moving parts as frame opens and closes

Never leave unattended, fully opened, or use in windy conditions, gusts or storms

Special reminder: this folding shed is used for shading and has a certain waterproof performance, but cannot be used in heavy rain, when used in heavy rain water will easily stay on the canopy fabric, and seriously damage the canopy. Please take a minute to take down the canopy before it rains

Please place the shed on a smooth and horizontal ground.

If any parts are broken, damaged, or missing, please do not attempt to assemble this product, please contact our customer service online

Please do not use the product in a way that is different from the manual, as this may result in the failure of the warranty

Please do not use the product in a way that is different from the manual, as this may result in the failure of the warranty

Care & Maintain

If the shed encounters a humid environment, it needs to be dried in a sunny or naturally ventilated environment, Store in a dry place during the of' season

Please place the shed away from fire or heat.

When not in use, please put it away, do not put it in the outdoor environment

Fabric Care

To spot clean, use mild soap with lukewarm water, rinse, and air dry.

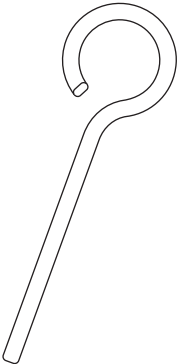
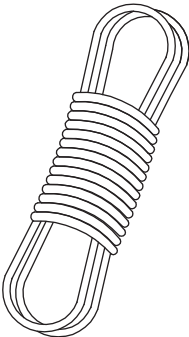


Do not clean with bleach or solvents.

If you feel the frame is loose, please tighten the nut

Put the dry shed back into the storage bag after each use. Before storing, make sure the shed is completely dry

Parts List

Required accessories

		
8pc	4pc	4pc
A-Nail	B-string	C-sandbag
		
1pc		
C-Lower crossbar		

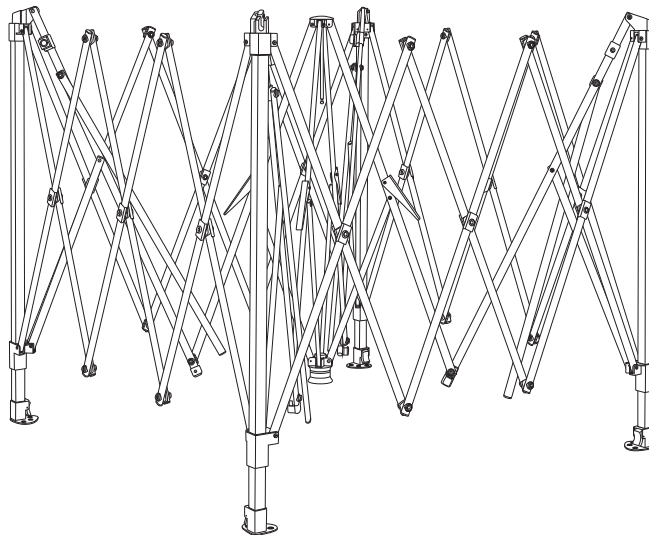
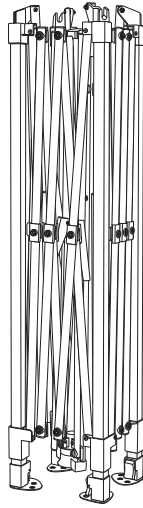
Assembly

Important note:

Do not use too much force during the installation, For the convenience of your installation, please assemble it with two people

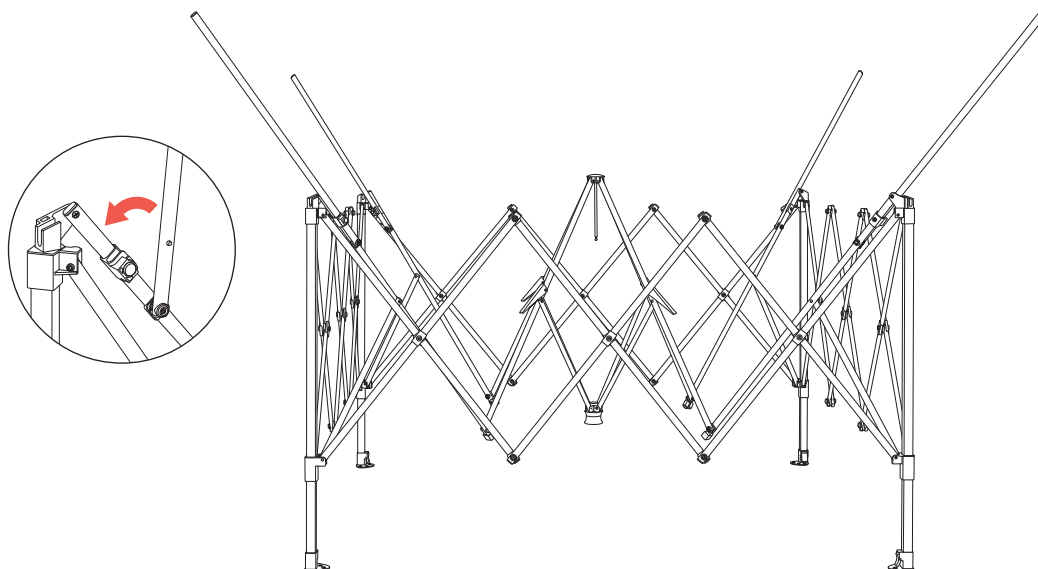
Step1

Take the shelf out of the bag, Two people stand at opposite corners, and pull the shelf out



Step2

Hold the button, Open the eaves



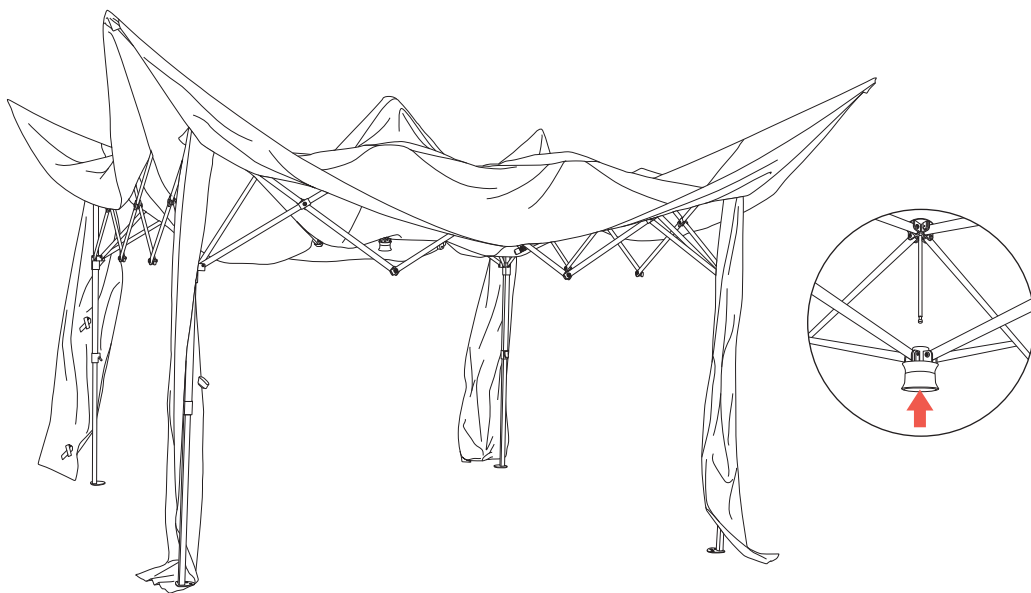
Step3

Put the canopy over the shelf, eaves must go through the holes in the ceiling cloth



Step4

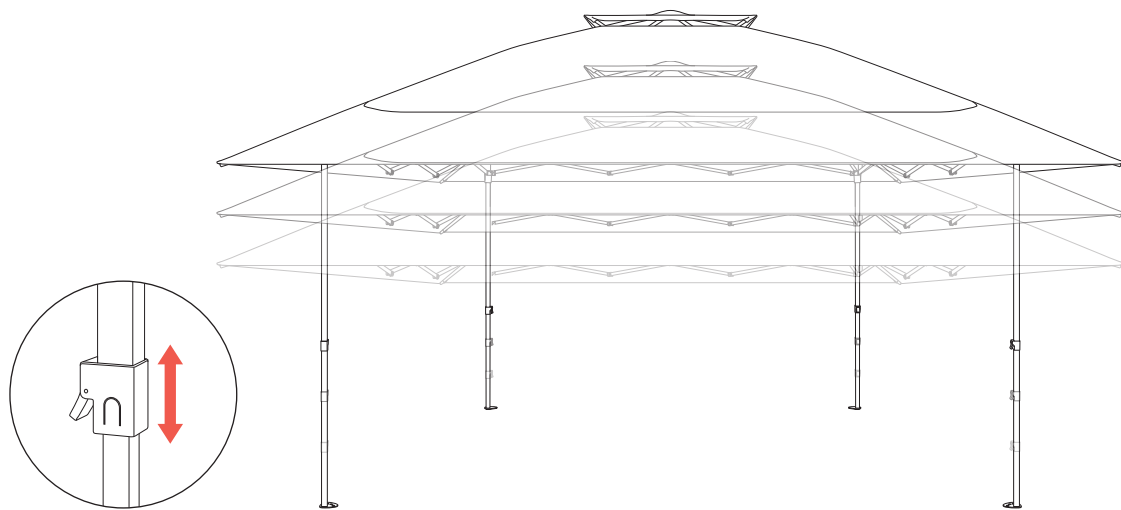
Pull the shelf completely outward, Push the middle lock to the top



Step5

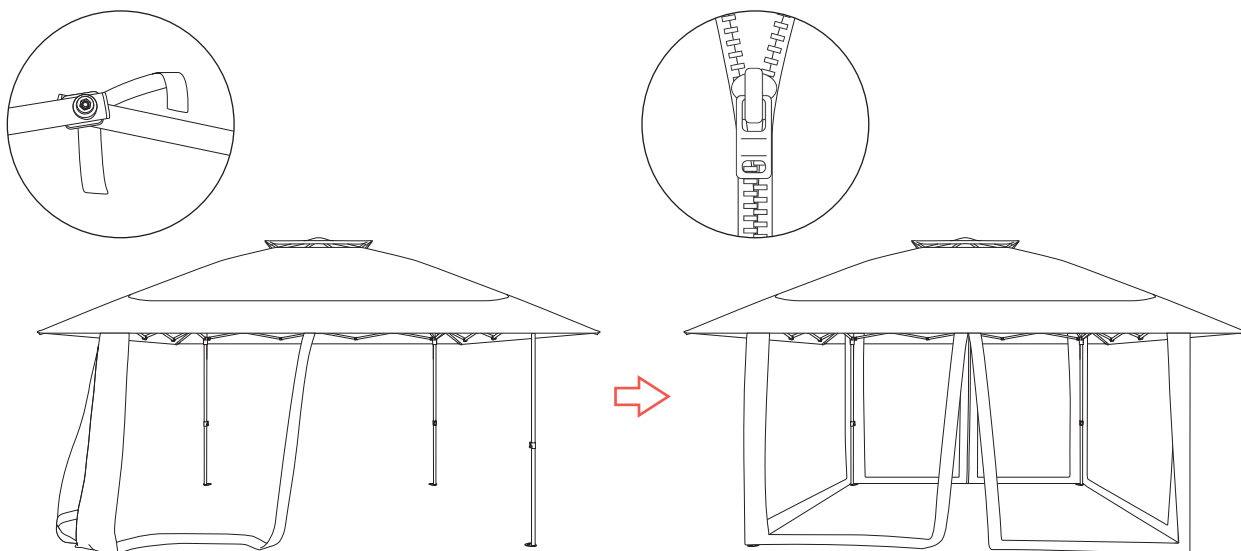
Hold the button, Push the tent up until it is fully extended

Note: There are three holes on the top of the folding shed, each hole represents a different height, you can adjust it at any time



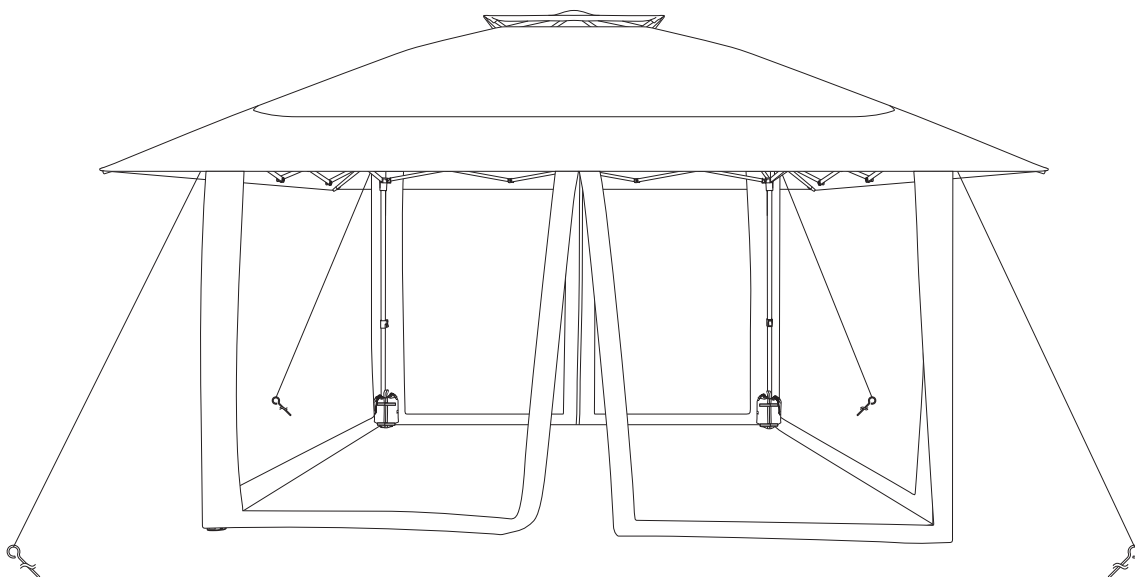
Step6

Velcro fixes the surrounding cloth on all four sides, and the cloth has a zipper, which can be closed



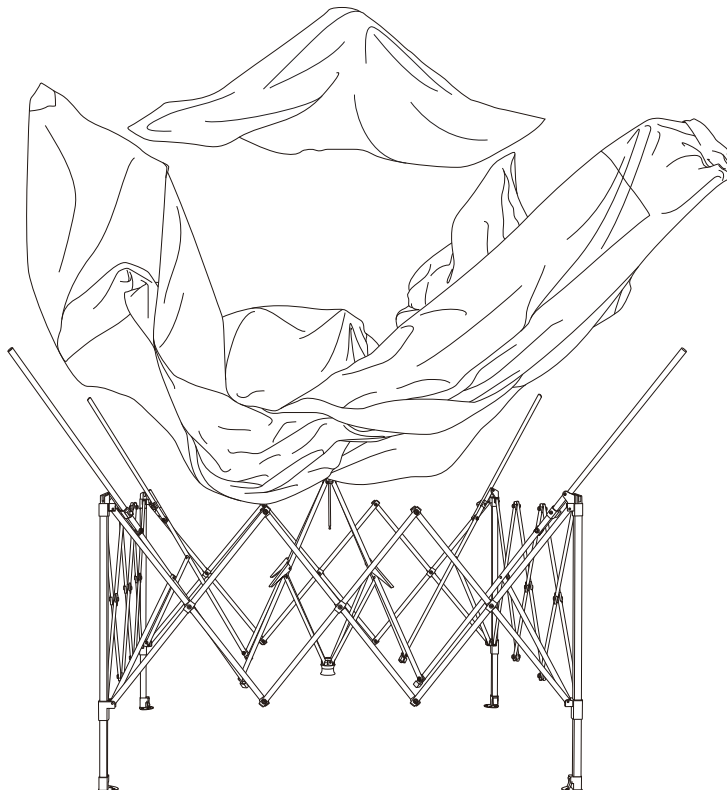
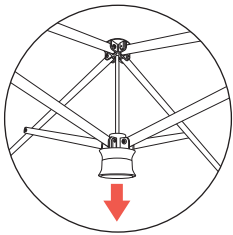
Step7

Our folding shed is equipped with 4 ground nails, 4 ropes, and 4 sandbags. You can use these to fix our folding shed and increase the stability of the shed.



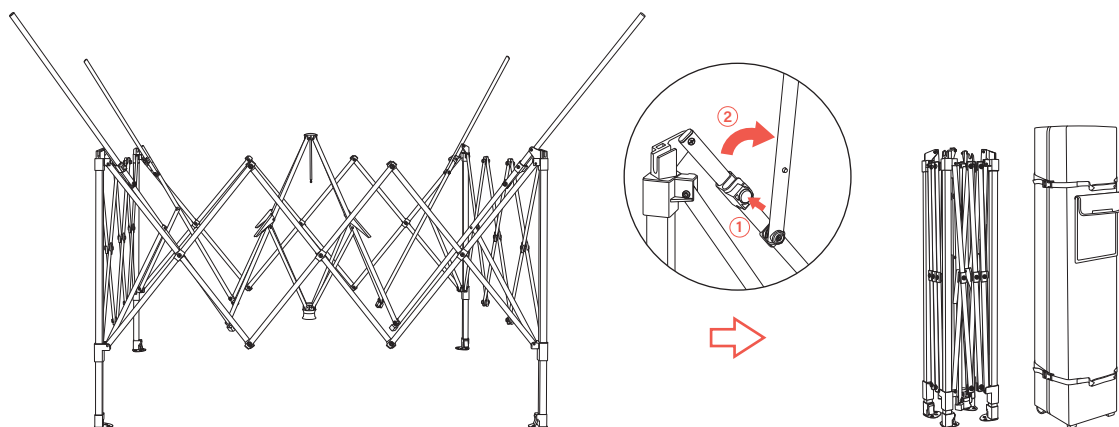
Step8

When not in use, Take off the cloth, push the umbrella inward, pull down the middle lock, then remove the umbrella cloth



Step9

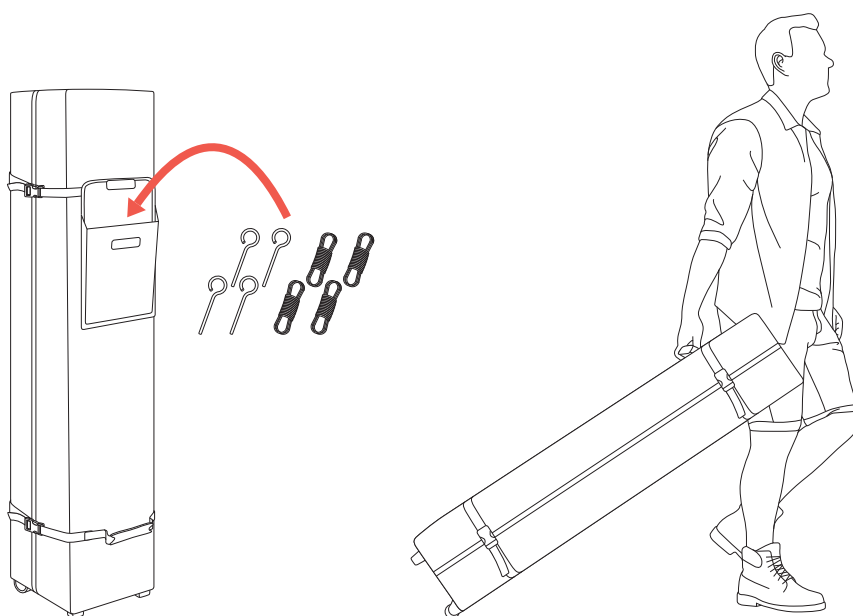
Hold the button, Put away the eaves, Pull down the folding shed to the bottom, Push the shelf to the middle, put it in the bag



Step10

There is a pocket on the side of the wheel bag, which can be used to put the floor nails and rope. Please don't forget the floor nails and rope after use.

storage bag is on wheels and can be pulled up and walked by one person.



WARRANTY

Outdoor Folding Shed 2-year Warranty Program

For a period of two (2) years after date of purchase, the Manufacturer will either repair or replace defective components in accordance with this Limited Warranty. This warranty is between the Manufacturer and the original purchaser and is valid only when accompanied by the original purchaser's sales receipt showing original date of purchase and location of purchase. Replacements under this warranty revert back to the date of original purchase for future warranty.

The manufacturer or its authorized dealer can accept or reject warranty claims based on its findings. This warranty applies in normal residential use only and is not intended for commercial use. The Manufacturer can make substitutions as required of materials, components, and sub-components of comparable value and utility. This warranty is limited to product repair or replacement (to be determined solely by the Manufacturer). Warranty return is limited to only the single affected component.

This limited warranty covers only manufacturing defects and does not cover normal wear and tear, damage due to acts of nature (such as, but not limited to freezing or high winds), abuse or misuse, including chemical damage from suntan oil or other chemicals, exposure to extreme heat or cold, abrasion or excessive weight. This product is intended to be used in standard installations only. This warranty is void if the product is not used for its intended purpose. The Manufacturer disclaims liability for any aspect of installation and any inconvenience caused by a defective part of a component.

Certain items are not covered by this warranty. These include, but are not limited to the following:

1. Components subjected to abuse, including abuse intended to simulate failure
2. Damages caused by retailer, shipper or installation crew (such as scratches, dents, tears, chips, etc.)
3. Any part that only shows normal wear and tear on the surface, including debris, scratches, or material stretching and stitching.
4. Tears, punctures, scratches or any damage caused by improper installation or use.
5. Damage to frames/welds resulting from improper assembly or exposure to water and/or sub-freezing temperatures is not covered.
6. The fading caused by other external forces on the umbrella cloth surface is not included.

If you need after-sales service, please provide the original purchase record and a brief description of the problem. Please also provide your email address or mobile number.

This is all express limited liability, we neither do nor bear any other guarantees. This exclusive remedy is limited to the acquisition and repair or replacement of any product or component deemed defective in accordance with the terms and conditions of this warranty. In any case, we will not be responsible for the use of this product, breach of this warranty or accident. Responsible for any accidental, indirect, special or consequential damages. Unless otherwise required by law. Except for the guarantees described here, there are no other express or implied guarantees, and all other guarantees are expressly denied, including any implied guarantees of merchantability or fitness for a specific purpose.