


Brookstone®

Big Blue® True Wireless Earbuds



-  **CAUTION**
- Listening to audio at a high volume may affect your hearing.
  - For adult use only.
  - Prolonged use may cause discomfort. If you experience discomfort, remove the earbuds
  - Do not drop, crush, bend or apply excessive force to the device.
  - Do not expose the device to moisture, extreme or prolonged heat, cold, humidity, or other adverse conditions. Avoid storage in damp, humid or wet locations.
  - The unit can only be opened by qualified personnel.

LITHIUM-ION BATTERY WARNING

This device contains a rechargeable Lithium-Ion battery. The battery must be recycled or disposed of properly. Contact your local waste management office for information on battery recycling or disposal. Use only the supplied cable to recharge the battery. Improper charging may damage the battery and the device. Do not attempt to open the rechargeable battery or battery pack. There are no serviceable parts inside. Keep the battery out of reach of children. If swallowed, consult a physician immediately. Do not dispose of battery in a fire as it may explode. Battery may also explode if damaged.



FCC INFORMATION

Caution: Changes or modifications not expressly approved by the party responsible for compliance could void the user's authority to operate the equipment.

This equipment has been tested and found to comply with the limits for a Class B Digital Device, pursuant to Part 15 of the FCC Rules. These limits are designed to provide reasonable protection against harmful interference in a residential installation. This equipment generates, uses, and can radiate radio frequency energy and, if not installed and used in accordance with the instructions, may cause harmful interference to radio communications. However, there is no guarantee that interference will not occur in a particular installation.

If this equipment does cause harmful interference to radio or television reception, which can be determined by turning the equipment off and on, the user is encouraged to try to correct the interference by one or more of the following measures:

- Reorient or relocate the receiving antenna.
- Increase the distance between the equipment and receiver.
- Connect the equipment to an outlet on a circuit different from that to which the receiver is connected.
- Consult the dealer or an experienced radio/TV technician for help.

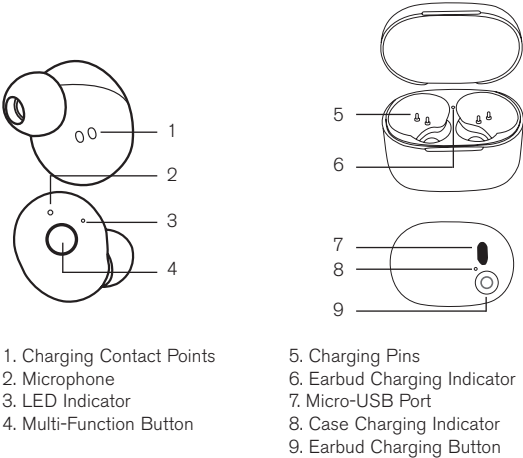
**WARNING:** To comply with FCC's RF radiation exposure limits for general population/uncontrolled exposure, the antenna(s) used for this transmitter must be installed to provide a separation distance of at least 20 cm from all persons and must not be collocated or operating in conjunction with any other antenna or transmitter.

This equipment complies with part 15 of the FCC Rules. Operation is subject to the following two conditions:

1. This equipment may not cause harmful interference.
2. This equipment must accept any interference received, including interference that may cause undesired operation.

FCC ID: 2AKU9IP010

LOCATION OF PARTS AND CONTROLS



CHARGING THE CASE AND EARBUDS

Charge the case and earbuds before first use. If not used for a long period of time, they may require recharging.

To charge the case:

1. Plug the charging cable's USB connector into a USB port on an active device, such as a laptop or USB adapter.
2. Plug the charging cable's Micro USB connector into the Micro-USB port on the case. The Case Charging Indicator turns red during charging. The indicator turns off when the case is fully charged.
3. When charging is complete, unplug the charging cable.

You can charge the earbuds while the case is charging or after the case is charged.

To charge the earbuds:

1. Place the earbuds into the charging case. When properly inserted, the charging pins align with the charging contact points.
2. Place the magnetic cover on the case.
3. Press the Earbud Charging Button on the bottom of the case. The blue Earbud Charging Indicator turns on. The earbuds' LED Indicators are red while charging. They turn blue when fully charged.
4. When charging is complete, press the Earbud Charging Button to end charging. The blue Earbud Charging Indicator turns off.

Find thousands more great ideas online



324326 • 324328 • 324329  
© Brookstone 2017

PAIRING WITH BLUETOOTH®

You can pair one or both earbuds with your Bluetooth® device. If pairing both, the earbud that is turned on first will be the main earbud; the second will be the auxilliary earbud.

- 1. Prepare your device (e.g., smartphone) to pair using Bluetooth®, making sure that the device is within 3 feet (1 meter) of the earbuds. Refer to your device's owner's manual for information on using the Bluetooth® function.
- 2. With the earbuds powered off, press and hold the Multi-Function Button of one earbud until the LED Indicator quick flashes blue and red alternately, indicating that the earbud is in pairing mode. Optionally, turn on the second earbud; its LED Indicator will flash blue when it is paired with the main earbud.
- 3. On your device, search the list of available pairing devices and select BBlue Bead Buds. Note that it may take a few seconds for the earbuds to be listed as an available device. Depending on your device, you may have to tap SCAN to update the device list. Consult your device's owner's manual. If the connection is not made within 120 seconds, pairing mode is cancelled.
- 4. If prompted, type the password or PIN 0000.
- 5. The earbud's LED Indicator will flash blue, indicating that it is paired with the device.

The earbuds will remain paired with your device, even after being turned off, until you cancel the pairing. Consult your device's owner's manual for information on cancelling pairing.

The Bluetooth® word mark and logos are registered trademarks owned by Bluetooth SIG, Inc. and any use of such marks by Brookstone is under license.  
Big Blue® is a registered trademark owned by Big Blue Audio LLC.

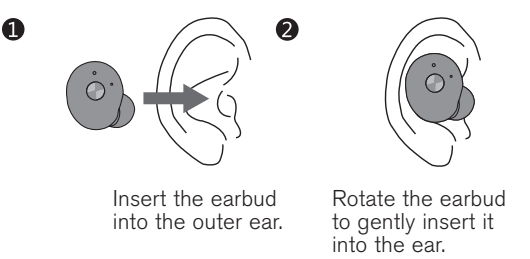
OPERATION

Perform the following on one or both earbuds. Ensure that the earbuds are within 3 feet (1 meter) of your device.

Function	Multi-Function Key
Power on	Long press until the LED Indicator flashes red, then blinks blue when reconnected with your mobile phone. Ensure that your device is within 3 feet (1 meter) of the earbuds.  Ensure that Bluetooth is enabled on your device and it has been paired with the earbuds. Tap BBlue Bead Buds in your device's Bluetooth list if necessary to reconnect.  Depending on whether you paired one or both earbuds, one earbud may be the main earbud and must be powered on for the auxiliary earbud to play.
Power off	Long press until the LED Indicator blinks red once then turns off.
Play/pause	Short press.
Next track	Press twice.
Answer a call	Short press when there is an incoming call. Caller ID is available. Call quality is enhanced with CVC6.0 noise cancellation technology.
End a call	Short press while in a call.
Reject a call	Press twice when there is an incoming call.

NOTE: Your device's app settings may prohibit control of some apps by the earbuds.

POSITIONING THE EARBUDS



TROUBLESHOOTING

*Bluetooth® pairing is unsuccessful.*  
Check that the earbuds are in pairing mode (red and blue flashing), that the device's Bluetooth mode is enabled, and that the device is within 3 feet (1 meter) of the earbuds.

*The earbuds are not paired with each other.*  
Turn off both earbuds, then turn them both on at the same time by long pressing the Multi-Funciton Button for more than 8 seconds. The LED indicators will flash red and blue, then will flash blue when the earbuds are paired with each other. Pair with your Bluetooth® device.

*The earbuds do not turn on.*  
Check that the battery is not depleted.

*The earbuds disconnect from the device.*  
Ensure that no objects are interfering with the connection. Ensure that the earbuds are within 33 feet (10 meters) of your device.

*There is no sound.*  
Check the volume on your device and check that Bluetooth® is enabled and supports the A2DP profile.

CARE AND MAINTENANCE

Clean the earbuds with a soft cloth or damp chamois leather. Never use solvents.

SPECIFICATIONS

Dimensions, Case.....	Approx. 1.8 x 1.3 x 1.4 in. (46 x 34 x 35 mm)
Dimensions, Earbuds.....	Approx. 0.9 x 0.8 x 0.5 in. (24 x 20 x 13 mm)
Weight, Earbuds.....	Approx. .28 oz (8g)
Weight, Earbuds and Case .....	Approx. .88 oz (25 g)
Bluetooth Version Compatibility.....	4.2
Bluetooth Transmission Range.....	Up to 33 ft (10 m)
Battery.....	260mAh Lithium -Ion
Battery Capacity.....	50mAh (earbud) 300mAh (charging case)
Battery Life.....	Up to 2.5 hours (both earbuds) Up to 5 hours (one earbud)
Standby Time.....	Up to 60 hours (both earbuds) Up to 120 hours (one earbud)
Charging Time, Case .....	Approx. 2 hours
Charging Time, Both Earbuds.....	Approx. 1 to 2 hours

ONE (1) YEAR LIMITED WARRANTY

Brookstone® warrants this product against defects in materials and/or workmanship under normal use for a period of ONE (1) YEAR from the date of purchase by the original purchaser ("Warranty Period"). If a defect arises and a valid claim is received within the Warranty Period, at its option, Brookstone will either 1) repair the defect at no charge, using new or refurbished replacement parts, or 2) replace the product with a new product that is at least functionally equivalent to the original product, or 3) provide a store credit in the amount of the purchase price of the original product. A replacement product or part, including a user-installable part installed in accordance with instructions provided by Brookstone, assumes the remaining warranty of the original product. When a product or part is exchanged, any replacement item becomes your property and the replaced item becomes Brookstone's property. When a store credit is given, the original product must be returned to Brookstone and becomes Brookstone's property.

**Obtaining Service:** To obtain warranty service, call Brookstone Limited Warranty Service at 1-800-292-9819. Please be prepared to describe the product that needs service and the nature of the problem. A purchase receipt is required. All repairs and replacements must be authorized in advance. Service options, parts availability and response times will vary. You are responsible for delivery and the cost of delivery of the product or any parts to the authorized service center for replacement, per our instructions.

**Limits and Exclusions:** Coverage under this Limited Warranty is limited to the United States of America, including the District of Columbia and the U.S. Territories of Guam, Puerto Rico, and the U.S. Virgin Islands. This Limited Warranty applies only to products manufactured for Brookstone that can be identified by the "Brookstone" trademark, trade name, or logo affixed to them or their packaging. The Limited Warranty does not apply to any non-Brookstone products. Manufacturers or suppliers other than Brookstone may provide their own warranties to the purchaser, but Brookstone, in so far as permitted by law, provides these products "as is." This warranty

does not apply to: a) damage caused by failure to follow instructions relating to product's use or the installation of components; b) damage caused by accident, abuse, misuse, fire, floods, earthquake or other external causes; c) damage caused by service performed by anyone who is not a representative of Brookstone; d) accessories used in conjunction with a covered product; e) a product or part that has been modified to alter functionality or capability; f) items intended to be periodically replaced by the purchaser during the normal life of the product including, without limitation, batteries or light bulbs; g) any product sold "as is" including, without limitation, floor demonstration models and refurbished items; or h) a product that is used commercially or for a commercial purpose.

**BROOKSTONE SHALL NOT BE LIABLE FOR INCIDENTAL OR CONSEQUENTIAL DAMAGES RESULTING FROM THE USE OF THIS PRODUCT, OR ARISING OUT OF ANY BREACH OF THIS WARRANTY. TO THE EXTENT PERMITTED BY APPLICABLE LAW, BROOKSTONE DISCLAIMS ANY AND ALL STATUTORY OR IMPLIED WARRANTIES, INCLUDING, WITHOUT LIMITATION, WARRANTIES OF MERCHANTABILITY, FITNESS FOR A PARTICULAR PURPOSE AND WARRANTIES AGAINST HIDDEN OR LATENT DEFECTS. IF BROOKSTONE CANNOT LAWFULLY DISCLAIM STATUTORY OR IMPLIED WARRANTIES, THEN TO THE EXTENT PERMITTED BY LAW, ALL SUCH WARRANTIES SHALL BE LIMITED IN DURATION TO THE DURATION OF THIS EXPRESS WARRANTY.**

Some states disallow the exclusion or limitation of incidental or consequential damages or how long an implied warranty lasts, so the above exclusions or limitations may not apply to you. This warranty gives you specific legal rights and you may also have other rights, which vary from state to state.