

DISCOVERY SPORT



ABOVE & BEYOND

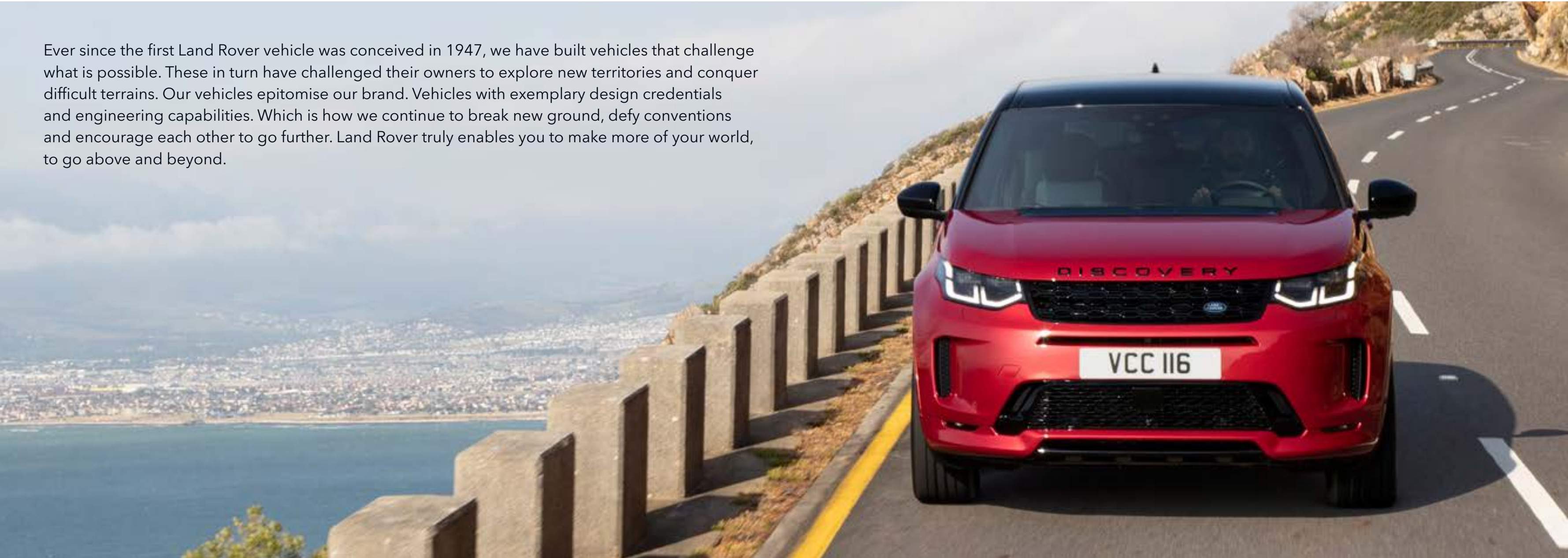


ENTER
scroll or swipe to interact



ABOVE & BEYOND

Ever since the first Land Rover vehicle was conceived in 1947, we have built vehicles that challenge what is possible. These in turn have challenged their owners to explore new territories and conquer difficult terrains. Our vehicles epitomise our brand. Vehicles with exemplary design credentials and engineering capabilities. Which is how we continue to break new ground, defy conventions and encourage each other to go further. Land Rover truly enables you to make more of your world, to go above and beyond.



DESIGN

VERSATILITY

IN-CAR TECHNOLOGY

CAPABILITY

PERFORMANCE

PERSONALISATION

THE WORLD OF
LAND ROVER

DESIGN

[🔧 BUILD YOUR OWN](#)

The instantly recognisable Discovery design DNA has been honed to ensure a striking visual impact. Modernity and refinement are reflected in the front and rear bumpers, grille design and Matrix LED headlights*, which provide maximum visibility without dazzling oncoming traffic. Discovery Sport makes for a contemporary, sophisticated and sporty addition to the Discovery family. Added to which, being a Land Rover, its legendary inherent capability and versatile nature are a given.

*Optional feature. Model dependent.
Vehicle shown is R-Dynamic HSE in Firenze Red with optional features fitted.



CHOOSE YOUR COLOUR AND WHEELS

With 12 paint colours available*, including two new colours, Ostuni Pearl White and Lantau Bronze, adding your personal touch to Discovery Sport is easy. And thanks to a wide variety of wheels, ranging from 18" to 21" in various finishes, your options for personalisation don't end there. Use the configurator to build your perfect Discovery Sport.

 BUILD YOUR OWN

*Model dependent.



DESIGN

VERSATILITY

IN-CAR TECHNOLOGY

CAPABILITY

PERFORMANCE

PERSONALISATION

THE WORLD OF
LAND ROVER

INTERIOR DESIGN

The cabin in Discovery Sport embodies the finest of contemporary living. Strong lines and superb levels of comfort create a space in which you, your family and friends will want to spend time.

A wide range of colourways and seat materials, including non-leather alternatives, are available to suit all tastes. A choice of five finishers allows you to tailor your interior even further.



Interior shown is R-Dynamic HSE with Light Oyster/Ebony Windsor leather seats and optional features fitted.



DESIGN

VERSATILITY

IN-CAR TECHNOLOGY

CAPABILITY

PERFORMANCE

PERSONALISATION

THE WORLD OF
LAND ROVER

VERSATILITY

 BUILD YOUR OWN

With versatility at its core, the interior has been designed to meet the challenges of an active lifestyle with a dynamic 5+2 seat¹ profile. The class-leading rear loadspace is ideal for your family's essentials, and with ClearSight interior rear view mirror² you can enjoy an unobstructed view regardless of who or what's behind you. Discovery Sport helps you carry items of all shapes and sizes with absolute ease. Plenty of storage throughout the cabin means there's always a place for you to put your phone or other small items.

¹Linked feature, only available with slide and recline second row seats. Model dependent. ²Optional feature. Subject to local regulations. If bifocal or varifocal users cannot easily adjust focus on the ClearSight digital rear view image, they may revert to rear view mirror mode at any time.

Interior shown is Discovery Sport featuring Light Oyster grained leather seat facings and optional features fitted.



DRIVER ASSISTANCE

Choose from a range of features designed to make driving and parking safer and simpler. With many innovative technologies available, you'll find all features have been designed to improve your driving experience, while providing more safety.

The optional 3D Surround Camera¹ incorporates ClearSight Ground View², as well as Junction and Kerb View technology, to provide a full 360° bird's-eye view of the vehicle on the Touchscreen, giving you the confidence to manoeuvre safely.



¹Linked feature, only available with heated, electric, power fold door mirrors with approach lights and auto-dimming driver side. ²Image is not live.
Check surroundings for safety. Subject to local regulations.



POWERED CONVENIENCE

Discovery Sport offers ultimate convenience. Powered tailgate* allows you to open and close the boot with the press of a button, and the optional Activity Key wristband lets you enjoy your adventures without needing to take your conventional car key. Waterproof and shockproof, you can use it to lock, unlock and start your Discovery Sport so you can leave your keys at home on your next family trip.

*Optional feature. Model dependent.

Vehicle shown is Discovery Sport in Byron Blue with optional features fitted.



DESIGN

VERSATILITY

IN-CAR TECHNOLOGY

CAPABILITY

PERFORMANCE

PERSONALISATION

THE WORLD OF
LAND ROVER

COMFORT

Create the perfect cabin environment for you, your family and friends. Thanks to the optional heated seats, passengers can set their preferred level of warmth. The slide-and-recline function¹ of the second row provides even more flexibility.

nanoe™ ionisation technology² enhances the wellbeing of both driver and passengers alike. Activate the PURIFY button and the specially designed filter will attract and capture fine particles from the outside air, such as PM2.5 and airborne allergens like dust and pollen.



¹Optional feature. Model dependent. ²Optional feature.
nanoe™ is a trademark of Panasonic Corporation.



FLEXIBILITY

With multiple USB ports and the Click and Go System*, Discovery Sport is versatile and convenient – making life that little bit easier and more enjoyable. Outstanding loadspace capacity can easily accommodate your luggage, shopping, or any other kit. So, wherever you're seated, or whatever you want to carry, you can just relax.

*Optional feature.



DESIGN

VERSATILITY

IN-CAR TECHNOLOGY

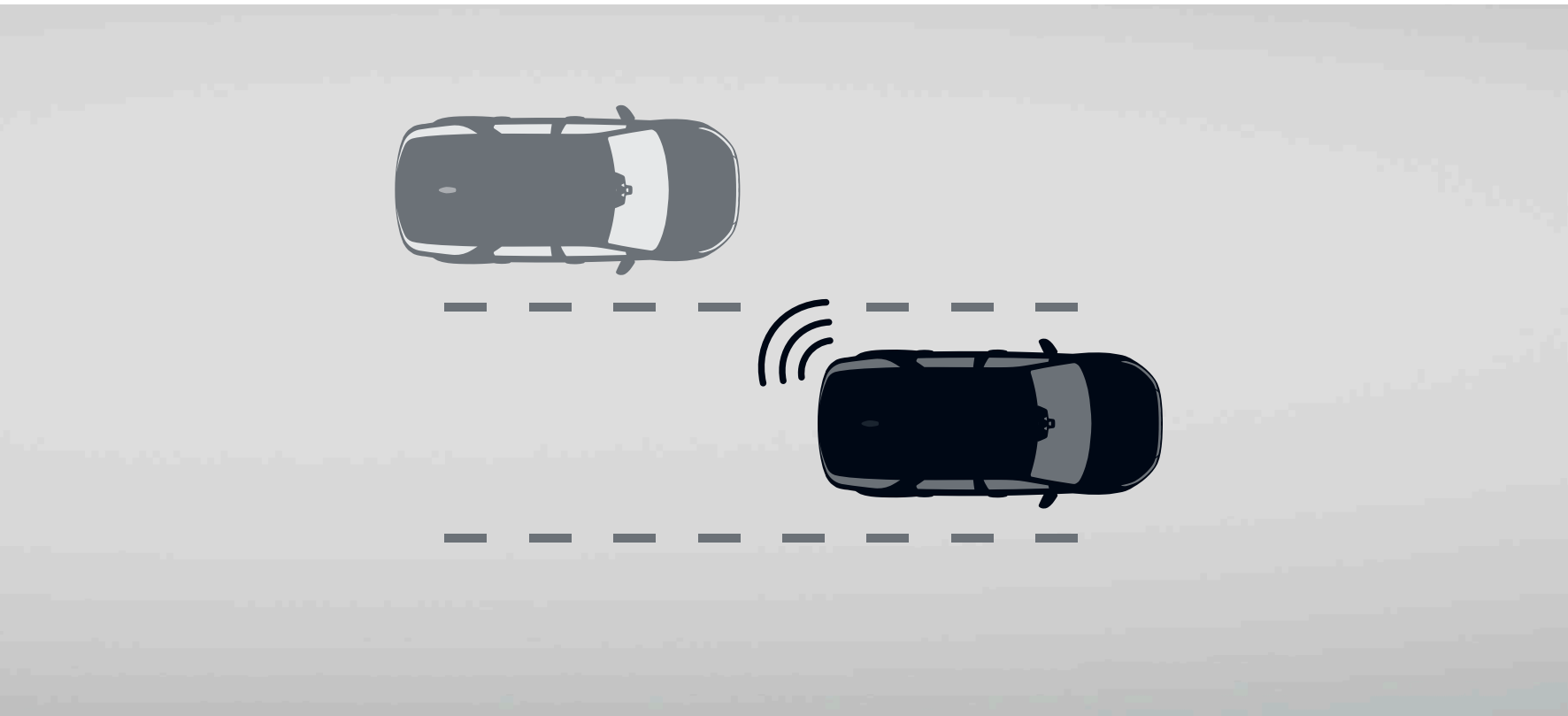
CAPABILITY

PERFORMANCE

PERSONALISATION

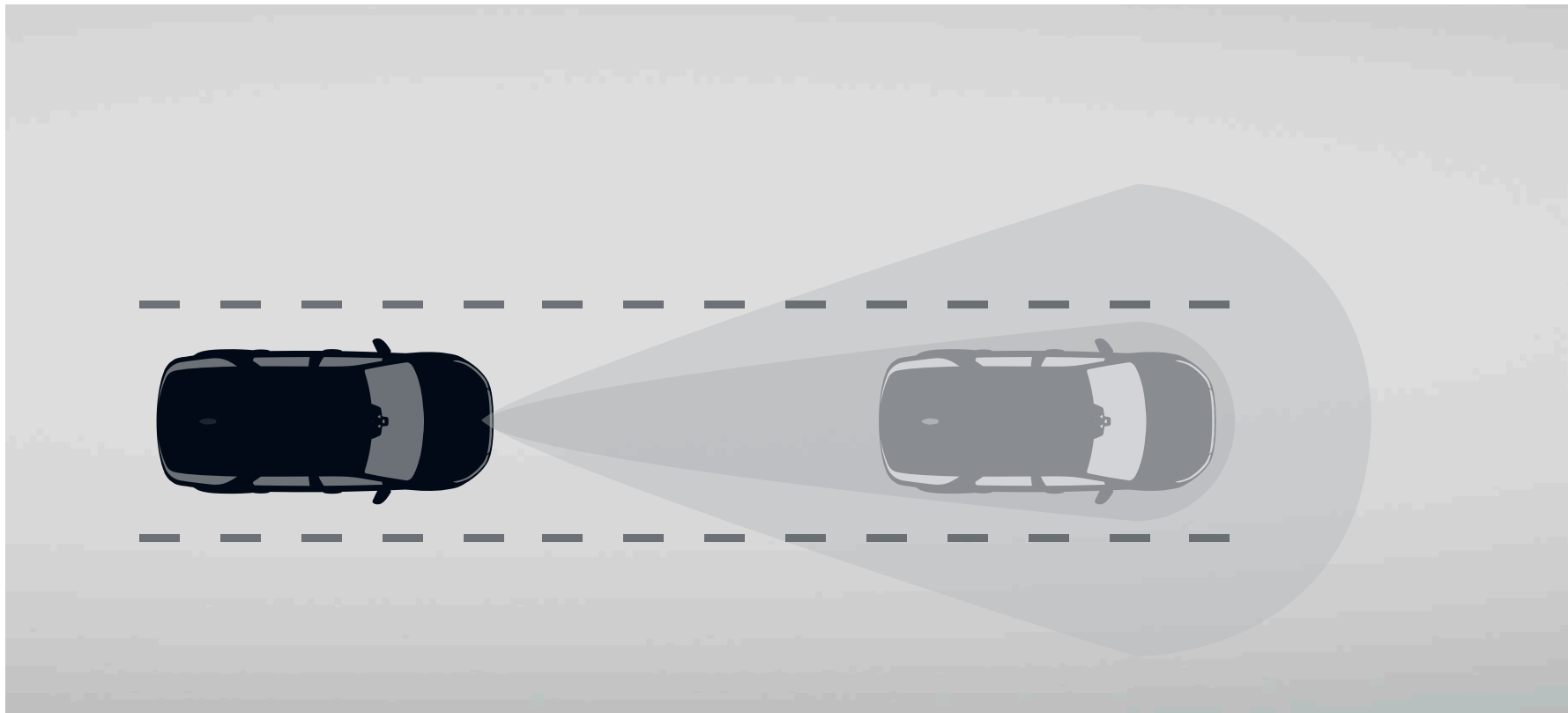
THE WORLD OF
LAND ROVER

DRIVER ASSISTANCE PACKS



BLIND SPOT ASSIST PACK¹
Blind Spot Assist² – If another car is detected in your blind spot when you begin to change lanes, a warning light illuminates in the corresponding door mirror and steering torque encourages you to guide your vehicle away from potential collision.
Clear Exit Monitor – Warns passengers as they exit of approaching hazards, such as passing vehicles and cyclists.
Rear Traffic Monitor – Warns you of vehicles, pedestrians or other hazards approaching from either side. Particularly useful when reversing out of a parking bay.

¹Linked feature, only available with heated, electric, power fold door mirrors with approach lights and auto-dimming driver side. Model dependent. ²Blind Spot Assist can help prevent collisions. If your vehicle detects another car in your blind spot when you begin to change lanes, additional steering correction encourages you to guide your vehicle away if a potential collision is detected.



DRIVER ASSIST PACK¹
Blind Spot Assist Pack – Contains the features of Blind Spot Assist Pack: Blind Spot Assist², Rear Traffic Monitor and Clear Exit Monitor.
Rear Collision Monitor – Rear Collision Monitor can detect if a vehicle approaching from behind is not slowing down and presents a potential collision threat. The system will then attempt to alert the driver to brake by automatically flashing the hazard lights.
Adaptive Cruise Control – Keeps your vehicle a safe distance from the vehicle in front, should it slow or stop when you’re cruising or travelling in slow-moving traffic. If the vehicle in front stops, you will come to a smooth halt.

IN-CAR TECHNOLOGY

SIMPLICITY AS STANDARD

Find what you're looking for quickly without getting lost in menus, screens and hidden features. Discovery Sport's infotainment system, Pivi, features an intuitive Touchscreen interface, for greater efficiency and enjoyment. Reach everyday tasks in two taps or less, right from the home screen. Upgrade to Pivi Pro with Connected Navigation* and you'll be accompanied by the latest in-car artificial intelligence, providing features such as the self-learning navigation system, for a fully connected journey.



*Connected Navigation will require further subscription after the initial term advised by your Land Rover Retailer.

Your vehicle is prepared for Apple CarPlay. The services offered by Apple CarPlay depend on feature availability in your country, please see apple.com/uk/ios/feature-availability/#apple-carplay for more information. Your vehicle is prepared for Android Auto. The services offered by Android Auto depend on feature availability in your country, please see android.com/intl/en_uk/auto/ for more information.

All in-car features should be used by drivers only when safe for them to do so. Drivers must ensure they are in full control of the vehicle at all times.

Pivi and InControl features, options, third party services and their availability remain market dependent - check with your Land Rover Retailer for local market availability and full terms. Mobile network connectivity cannot be guaranteed in all locations. Information and images displayed in relation to the InControl technology, including screens or sequences, are subject to software updates, version control and other system/visual changes depending on options selected.



DESIGN

VERSATILITY

IN-CAR TECHNOLOGY

CAPABILITY

PERFORMANCE

PERSONALISATION

THE WORLD OF
LAND ROVER

PREMIUM FUNCTIONALITY

Upgrade to Pivi Pro with Connected Navigation¹ and you'll enjoy fast start-up and even greater connectivity. With Land Rover Remote² as standard, your Land Rover Discovery Sport is always in the palm of your hand. Preset your navigation, confirm your vehicle's location, check fuel levels and set the interior temperature - all before you've opened the vehicle door.

Along the way, intelligent re-routing can find you the best path to take, as well as updating parking availability, fuel price comparisons, café locations and traffic hotspots. Intelligent and intuitive, it also learns your regular and favourite routes, so that Smart Voice Guidance can make sure your song won't be interrupted with unnecessary instructions. A 12.3" Interactive Driver Display is optional³, as is a Head-up Display, which projects key information onto the windscreen in your line of sight, so you can focus on the road ahead.



¹Connected Navigation will require further subscription after the initial term advised by your Land Rover Retailer. ²Remote contains subscription services that can be extended after the initial term advised by your Land Rover Retailer. The Remote App will need to be downloaded from the Apple App Store/Google Play Store. ³Model dependent.

In-car features should be used by drivers only when safe to do so. Drivers must ensure they are in full control of the vehicle at all times.

Pivi and InControl features, options, third party services and their availability remain market dependent - check with your Land Rover Retailer for local market availability and full terms. Mobile network connectivity cannot be guaranteed in all locations. Information and images displayed in relation to the InControl technology, including screens or sequences, are subject to software updates, version control and other system/visual changes depending on options selected.



ENTERTAINMENT FOR ALL

We know how important it is for you to stay connected. The Pivi Pro (with Connected Navigation), Online Pack with Data Plan¹, allows you to enjoy your favourite music streamed from multiple services, including Spotify, Tuneln and Deezer, right through your Discovery Sport’s speakers. As passengers, you can all take full advantage of the optional Wi-Fi Enabled with Data Plan², streaming entertainment with up to 20GB of data per month. Whether that’s browsing your socials, playing online games, or immersing yourselves in a movie.



¹Linked feature, only available with Pivi Pro. Fair use policy may apply. Standard 1 year subscription, which can be extended after the initial term advised by your Land Rover Retailer. ²Linked feature, only available with Pivi Pro. Fair use policy applies. After 20GB of data is used within a month, data speeds and functionality on vehicle may reduce for the rest of the month. For details of the Fair Usage Policy associated with this feature, please refer to the InControl Pivi Pro Terms at [landrover.com/pivi-pro-terms](https://www.landrover.com/pivi-pro-terms). Playback time is dependent on streaming provider and the definition of the video content. HD video will significantly increase data usage.

In-car features should be used by drivers only when safe to do so. Drivers must ensure they are in full control of the vehicle at all times.

Pivi and InControl features, options, third party services and their availability remain market dependent – check with your Land Rover Retailer for local market availability and full terms. Mobile network connectivity cannot be guaranteed in all locations. Information and images displayed in relation to the InControl technology, including screens or sequences, are subject to software updates, version control and other system/visual changes depending on options selected.





SEAMLESS CONNECTIVITY

Your vehicle stays up to date through Software Updates¹. The vehicle's infotainment, telematics and various control modules can all be updated remotely to help ensure optimal performance. It means that your vehicle just keeps getting better.

Optional wireless device charging with phone signal booster² allows you to charge compatible smartphones without the need for wires or a charging dock. While in the vehicle, your phone will use the vehicle's antenna for improved signal and clearer calls.

¹Updates will require data connection. ²Compatible smartphones only.



DESIGN

VERSATILITY

IN-CAR TECHNOLOGY

CAPABILITY

PERFORMANCE

PERSONALISATION

THE WORLD OF
LAND ROVER

WITH MERIDIAN™, YOU’LL FEEL MORE

Meridian’s™ approach to in-car audio is all about managing the sound stage; intensifying the levels of depth, clarity and realism of the music, by using a combination of sophisticated acoustic technology and strategically positioned speakers.

Wherever you sit in the vehicle, you’ll get the same concert quality sound. Each strike of the piano, every guitar pick, horn blast, chorus and melody reveals itself with precision and texture, just as the artist intended. It’s intimate, dramatic and very atmospheric – whether you’re off-road or stuck in rush-hour traffic.

Meridian™ is a registered trademark of Meridian Audio Ltd. Trifield™ and the three fields device is a trademark of Trifield Productions Ltd. Visuals aim to represent the perceived placement of the musicians based on an occupant seated on the right side of the vehicle.

EXPLORE MERIDIAN™



6 SPEAKERS

1. SOUND SYSTEM

Gives new levels of realism to your favourite music with a combination of speakers, channel amplifier, Audio Equalisation and Dynamic Volume Control.



12 SPEAKERS 1 SUBWOOFER 400W AMPLIFIER POWER

2. MERIDIAN™ SOUND SYSTEM

Brings detail and clarity to everyone in the car with strategically arranged speakers and a dual-channel subwoofer to deliver a full, sophisticated sound.



14 SPEAKERS 1 SUBWOOFER 650W AMPLIFIER POWER

3. MERIDIAN™ SURROUND SOUND SYSTEM

Enjoy an engaging, authentic concert hall experience as you’re enveloped in the fullness and clarity of side, front and rear speakers seamlessly integrated using Trifield™ technology.

CAPABILITY

 BUILD YOUR OWN

All Wheel Drive makes the hardest of drives seem effortless with Terrain Response 2*. Monitoring the driving conditions, this award-winning system is taken to the next level by automatically selecting the most suitable driving mode for you. There are other times, such as towing, when the inherent capability of a Land Rover truly comes into its own. Discovery Sport's renowned capacity means it can readily respond to the toughest demands.

*Standard on All Wheel Drive.
Vehicle shown is Discovery Sport in Byron Blue with optional features fitted.




EFFORTLESS OFF-ROAD

Hill Descent Control¹ takes the strain out of difficult slopes by maintaining a constant speed and applying braking separately to each wheel, while All Terrain Progress Control¹ helps to set and maintain a steady speed in challenging off-road conditions. Included with 3D Surround Camera², Wade Sensing³ ensures you can remain confident and spontaneous, even when driving through water. Discovery Sport will alert you, should deep water approach the vehicle’s maximum wading depth.



¹Standard on All Wheel Drive. ²Linked feature, only available with Heated, electric, power fold door mirrors with approach lights and auto-dimming driver side.
³Always check route and exit before wading.
Off-road sequences on dedicated land with full permissions.



FLEXIBLE EVERYWHERE

The option of Configurable Dynamics¹ gives you the choice to configure your vehicle, your way, by using the Touchscreen settings to set the responsiveness of the throttle, steering, transmission, and if you choose Adaptive Dynamics², the suspension too.

Ideal for off-roading and tackling rough terrain, our 3D Surround Camera³ with ClearSight Ground View⁴ gives you the added benefit of being able to 'see through' the bonnet and display multiple exterior views - giving you confidence when manoeuvring around obstacles.

¹All Wheel Drive only, standard on Discovery Sport Black, not available with D165 powertrain. ²Linked feature, only available with Automatic Headlight Levelling. ³Linked feature, only available with heated, electric, power fold door mirrors with approach lights and auto-dimming driver side. ⁴Image is not live.

Check surroundings for safety. Subject to local regulations.



DESIGN

VERSATILITY

IN-CAR TECHNOLOGY

CAPABILITY

PERFORMANCE

PERSONALISATION

THE WORLD OF
LAND ROVER

PERFORMANCE

 BUILD YOUR OWN

Our wide range of engines means there's one to suit every need. They're all beautifully engineered and use advanced technologies to deliver smooth performance, whilst their intelligent Stop/Start system is designed to improve fuel efficiency and reduce emissions.

Taking our vehicles into a smarter and more exciting future, Discovery Sport Plug-in Hybrid delivers all-electric driving with zero tailpipe emissions and can be charged at home, on the go and through DC Rapid Charging.

Vehicle shown is P300e R-Dynamic SE in Fuji White with optional features fitted.



MILD HYBRID DRIVING

Perfect for urban commutes as well as family adventures, Mild Hybrid Electric Vehicle (MHEV)* harvests and stores energy normally lost during vehicle deceleration and intelligently redeploys it to assist the engine to maximise efficiency.

Enhanced Stop/Start technology enables the engine to shut down as the vehicle decelerates, preserving even more energy.

*MHEV technology standard on D165 AWD, D200, P200, P250 and P290 powertrains.



CHOOSE YOUR MODEL

[🔧 BUILD YOUR OWN](#)

A pure interpretation of the model, Discovery Sport will have you approaching your next adventure in style, whether in the urban jungle or driving through the valley. Discovery Sport R-Dynamic is a bolder and more sporty expression with unique exterior and interior styling details. Featuring Black Pack as standard and a choice of interior colours with contrast detail. In addition, HSE includes 20" Style 5089 Gloss Dark Grey with contrast Diamond Turned wheels and 14-way heated electric seats with driver memory.



DISCOVERY SPORT



DISCOVERY SPORT R-DYNAMIC

EDITIONS

Underpinned by dynamic design, Discovery Sport Urban Edition is available in a selection of 11 colours and features 20" Style 5076 wheels and Shadow Aluminium finisher. For those seeking more power, Discovery Sport Black features a 290HP 2.0 litre Petrol engine and, exclusive to the model, Active Driveline for even greater handling.

 BUILD YOUR OWN



ACCESSORIES

 [EXPLORE ACCESSORIES](#)

Land Rover Accessories can be purchased through your Land Rover Retailer and added at any stage of the vehicle’s life – not just when it’s new. Land Rover accessories are designed, tested and manufactured to the same exacting standards as the original equipment fitted to your vehicle. For more information and to see the full list of accessories please visit [accessories.landrover.com](#) You can also include accessories when you configure your Discovery Sport at [landrover.co.uk](#)





THE LAND ROVER COLLECTION

Our exclusive collection of accessories is inspired by our vehicles and made with a quintessentially British sense of style.

Land Rover Chronograph Watch - This timepiece features a solar charging face with date aperture and instrument cluster chronograph. Orange accent to the sub-dials, outer dial and second hand.

Premium Golf Umbrella - Non-conductive fibreglass frame golf umbrella. Features vented canopy for additional wind resistance and Land Rover wordmark to the canopy edge.

Modern Driver's Jacket - Be ready for every kind of road. This contemporary driver's jacket offers incredible versatility. Features quilted shoulders, branded poppers to the cuffs and a brushed metal effect wordmark tag. Water-resistant zips and DWR® coating.

Land Rover Business Hard Case - Taking design cues from our Land Rover skid plate, this business case in Graphite Grey is ready for whatever the workday brings. A polycarbonate shell, an aluminium frame and TSA-approved locks mean important documents are always kept secure.

Weekender Bag - Packed with versatility. Made from highly supple oil-washed natural grained brown leather, this Weekender Bag is flexible in every sense. Ideal for day trips or extended excursions, it features sturdy handles, a detachable padded shoulder strap and a practical zip pocket. Includes protective dust bag.

Defender Multi-tool - Black steel credit card sized multi-tool crafted into a Defender silhouette. Features a range of practical tools including tyre tread gauge.

[EXPLORE THE COLLECTION](#)



DESIGN

VERSATILITY

IN-CAR TECHNOLOGY

CAPABILITY

PERFORMANCE

PERSONALISATION

THE WORLD OF
LAND ROVER

THE WORLD OF LAND ROVER



Your Land Rover has been designed and engineered to help you make more of your world. It can take you to places others simply can't reach, in a style that cannot be matched. With a vehicle from Special Vehicle Operations, that sense of individuality can be taken to even greater heights. As a celebration of the Land Rover lifestyle, we've put together a range of experiences, publications and the Land Rover Lifestyle Collection. There's a world to explore. Get out there and enjoy it.



> BOOK AN EXPERIENCE



> SPECIAL VEHICLE OPERATIONS



> LAND ROVER COLLECTION



> LAND ROVER ADVENTURE TRAVEL



DESIGN

VERSATILITY

IN-CAR TECHNOLOGY

CAPABILITY

PERFORMANCE

PERSONALISATION

THE WORLD OF
LAND ROVER



BUILD YOUR OWN

Use the configurator to design your perfect Land Rover Discovery Sport.



FIND A RETAILER

Search for a Land Rover Retailer near you.



COMPARE OUR VEHICLES

Select up to three Land Rover vehicles and compare them side by side.



BOOK A TEST DRIVE

Arrange a test drive through your local Land Rover Retailer.

YOUR PEACE OF MIND

> CUSTOMER SERVICE

> LAND ROVER ROADSIDE ASSISTANCE

> LAND ROVER FINANCIAL SERVICES

> LAND ROVER FLEET & BUSINESS



DESIGN

VERSATILITY

IN-CAR TECHNOLOGY

CAPABILITY

PERFORMANCE

PERSONALISATION

THE WORLD OF
LAND ROVER

IMPORTANT NOTICE: Some features on images may vary between optional and standard for different model years and due to the impact of Covid-19, many of our images have not been updated to reflect 22MY specifications. Please refer to the car configurator and additionally consult your local Retailer for detailed 22MY specifications and do not base an order on website imagery alone. Jaguar Land Rover Limited is constantly seeking ways to improve the specification, design and production of its vehicles, parts and accessories and alterations take place continually, and we reserve the right to change without notice.

COLOURS: Image colours reproduced here are provided for illustrative purposes only. Colours are reproduced on-screen and may therefore vary compared to the actual finish. The company reserves the right to alter or withdraw any colour finish without notice. Some of these colours may not be obtainable in your country. Please check availability of colours and current specifications with your Land Rover Retailer. Distributors and Retailers are not agents of Jaguar Land Rover Limited and have absolutely no authority to bind Jaguar Land Rover Limited to any express or implied undertaking or representation.

Information and images displayed in relation to the InControl technology, including Touchscreen, App screens, or sequences are subject to regular software updates, version control and other system/visual changes depending on options selected.

Optional features and their availability may differ by vehicle specification (model and powertrain), or require the installation of other features in order to be fitted. Please contact your local Retailer for more details, or configure your vehicle online. All in-car features should be used by drivers only when safe for them to do so. Drivers must ensure they are in full control of the vehicle at all times. Certain features require an appropriate SIM with a suitable data contract, which will require a further subscription after the initial term advised by your Retailer.

Castrol EDGE Professional exclusively recommended by Land Rover.
Android™ is a trademark of Google LLC.
Apple® is a registered trademark of Apple Inc., registered in the US and other countries.
Meridian™ is a registered trademark of Meridian Audio Ltd.
Trifield™ and the three fields device is a trademark of Trifield Productions Ltd.

Vehicles shown are from the Land Rover global range. Specifications, options and availability will vary between markets and should be verified with your nearest Land Rover Retailer. CO₂ and fuel economy figures may vary according to wheel fitment and optional extras fitted.

Vehicles shown include Land Rover Discovery Sport Black in Hakuba Silver and R-Dynamic HSE in Firenze Red.

Vehicles are shown with optional features and accessories fitted.

Jaguar Land Rover Limited
Registered Office: Abbey Road, Whitley,
Coventry CV3 4LF United Kingdom.
Registered in England: Number 1672070
landrover.co.uk
© Copyright Jaguar Land Rover Limited 2021.
22MY / May 2022
1L5502210000BGBEN01P



TECHNICAL SPECIFICATION 2021

DISCOVERY SPORT



ABOVE & BEYOND



Engines

You can select from a choice of diesel, petrol and Plug-in Hybrid engines. These engines are designed for clean and efficient combustion. All are equipped with Stop/Start technology and, All Wheel Drive engines come with smart regenerative charging.

Configure your Discovery Sport at [landrover.co.uk](https://www.landrover.co.uk)

Powertrain

Mild Hybrid Electric Vehicle (MHEV)
Transmission
Driveline
Maximum power (HP/rpm)
Maximum torque (Nm/rpm)
Capacity (cc)
No. of cylinders/Valves per cylinder
Cylinder layout
Bore/stroke (mm)
Compression ratio (:1)

Fuel Economy - WLTP*

Seating		
WLTP Consumption	Low	mpg (l/100km)
	Medium	mpg (l/100km)
	High	mpg (l/100km)
	Extra High	mpg (l/100km)
	Combined	mpg (l/100km)
WLTP CO ₂ Emissions	Combined	g/km
Fuel tank capacity - useable litres		
Diesel Exhaust Fluid (DEF) - useable litres		

Performance

Seating
Acceleration (secs) 0-60mph (0-100km/h)
Maximum speed mph (km/h)

DIESEL
D165
-
Manual
Front Wheel Drive (FWD)
163/3,750
380/1,500-2,500
1,997
4/4
Transverse
83/92.31
16.5 +/- 0.5

5/5 + 2
36.2-34.0 (7.8-8.3)/34.9-33.6 (8.1-8.4)
44.8-41.5 (6.3-6.8)/42.8-40.4 (6.6-7.0)
51.4-48.7 (5.5-5.8)/49.6-47.9 (5.7-5.9)
42.8-40.9 (6.6-6.9)/42.2-39.8 (6.7-7.1)
44.8-42.2 (6.3-6.7)/42.8-40.9 (6.6-6.9)
166-176/172-180
65
17

5/5 + 2
9.8/10.2 (10.4/10.8)
112 (180)

DIESEL MHEV
D165
■
Automatic
All Wheel Drive (AWD)
163/3,750
380/1,500-2,500
1,997
4/4
Transverse
83/92.31
16.5 +/- 0.5

5/5 + 2
37.7-35.3 (7.5-8.0)/36.7-34.9 (7.7-8.1)
41.5-38.2 (6.8-7.4)/40.4-37.2 (7.0-7.6)
48.7-44.8 (5.8-6.3)/47.1-44.1 (6.0-6.4)
40.4-37.7 (7.0-7.5)/39.8-37.2 (7.1-7.6)
42.2-39.2 (6.7-7.2)/41.5-38.7 (6.8-7.3)
175-188/179-191
65
17

5/5 + 2
9.5/9.8 (10.2/10.6)
112 (180)

■ Standard – Not Available.

*The figures provided are as a result of official manufacturer's tests in accordance with EU legislation. For comparison purposes only. Real-world figures may differ. CO₂ and fuel economy figures may vary according to factors such as driving styles, environmental conditions, load, wheel fitment and accessories fitted.

Some features on images may vary between optional and standard for different model years and due to the impact of Covid-19, many of our images have not been updated to reflect 22MY specifications. Please refer to the car configurator and additionally consult your local Retailer for detailed 22MY specifications and do not base an order on website imagery alone. Jaguar Land Rover Limited is constantly seeking ways to improve the specification, design and production of its vehicles, parts and accessories and alterations take place continually, and we reserve the right to change without notice.

TECHNICAL SPECIFICATION

BRAKES	DIESEL	DIESEL MHEV
	D165	D165
Front type	Single Piston, sliding caliper, Vented Disc (17" wheels) Twin piston, sliding caliper, Vented Disc (18"-20" wheels)	Single Piston, sliding caliper, Vented Disc (17" wheels) Twin piston, sliding caliper, Vented Disc (18"-20" wheels)
Front diameter (mm)	325 (17" wheels) 349 (18"-20" wheels)	325 (17" wheels) 349 (18"-20" wheels)
Rear type	Single piston, sliding caliper, Vented discs (17" wheels) Single piston, sliding caliper, Solid discs (18"-20" wheels)/ Single piston, sliding caliper, Vented discs	Single piston, sliding caliper, Solid discs/Single piston, sliding caliper, Vented discs
Rear diameter (mm)	300/325	300/325
Park brake diameter (mm)	300/325	300/325
WEIGHTS (kg)*		
Seating	5/5 + 2	5/5 + 2
Unladen weight (EU)**	1,844/1,926	1,948/2,028
Unladen weight (DIN)†	1,769/1,851	1,873/1,953
Gross Vehicle Weight (GVW)	2,440/2,640	2,590/2,750
TOWING (kg)		
Seating	5/5 + 2	5/5 + 2
Unbraked trailer	750	750
Maximum towing	Up to 1,800	Up to 2,200
Maximum coupling point (nose weight)	100	100
Maximum vehicle and trailer combination	4,240/4,440	4,790/4,950
ROOF CARRYING (kg)		
Maximum roof load (including cross bars)††	75	75

*Weights reflect vehicles to standard specifications. Optional extras increase weight.
**Includes a 75 kg driver, full fluids and 90% fuel.
†Includes full fluids and 90% fuel.
††Roof carrying load reduced to 60 kg when Summer Tyres are fitted.

ENGINES

POWERTRAIN

Mild Hybrid Electric Vehicle (MHEV)
Transmission
Driveline
Maximum power (HP/rpm)
Maximum torque (Nm/rpm)
Capacity (cc)
No. of cylinders/Valves per cylinder
Cylinder layout
Bore/stroke (mm)
Compression ratio (:1)

FUEL ECONOMY - WLTP*

Seating		
WLTP Consumption	Low	mpg (l/100km)
	Medium	mpg (l/100km)
	High	mpg (l/100km)
	Extra High	mpg (l/100km)
	Combined	mpg (l/100km)
WLTP CO ₂ Emissions	Combined	g/km
Fuel tank capacity - useable litres		

PERFORMANCE

Seating
Acceleration (secs (0-60mph (0-100km/h)
Maximum speed mph (km/h)

DIESEL MHEV
D200
■
Automatic
All Wheel Drive (AWD)
204/3,750
430/1,750-2,500
1,997
4/4
Transverse
83/92.31
16.5 +/- 0.5

5/5 + 2
37.7-35.3 (7.5-8.0)/36.7-35.3 (7.7-8.0)
41.5-37.7 (6.8-7.5)/40.4-37.7 (7.0-7.5)
48.7-44.1 (5.8-6.4)/47.1-44.1 (6.0-6.4)
40.4-37.2 (7.0-7.6)/39.8-37.2 (7.1-7.6)
42.2-38.7 (6.7-7.3)/41.5-38.7 (6.8-7.3)
175-190/179-191
65
17

5/5 + 2
8.1/8.3 (8.6/8.9)
117 (188)

PETROL MHEV
P200
■
Automatic
All Wheel Drive (AWD)
200/5,500
320/1,200-4,000
1,997
4/4
Transverse
83/92.29
10.5 +/- 0.5

5/5 + 2
23.2-21.9 (12.2-12.9)/22.6-21.6 (12.5-13.1)
31.0-28.5 (9.1-9.9)/30.4-28.2 (9.3-10.0)
36.2-33.2 (7.8-8.5)/35.3-32.8 (8.0-8.6)
30.4-28.0 (9.3-10.1)/30.1-28.0 (9.4-10.1)
30.7-28.2 (9.2-10.0)/30.1-28.2 (9.4-10.0)
207-224/211-225
67
-

5/5 + 2
8.3/8.6 (8.9/9.2)
124 (200)

■ Standard – Not Available.

*The figures provided are as a result of official manufacturer’s tests in accordance with EU legislation. For comparison purposes only. Real-world figures may differ. CO₂ and fuel economy figures may vary according to factors such as driving styles, environmental conditions, load, wheel fitment and accessories fitted.

TECHNICAL SPECIFICATION

BRAKES

Front type

Front diameter (mm)

Rear type

Rear diameter (mm)

Park brake diameter (mm)

WEIGHTS (kg)*

Seating

Unladen weight (EU)**

Unladen weight (DIN)†

Gross Vehicle Weight (GVW)

TOWING (kg)

Seating

Unbraked trailer

Maximum towing

Maximum coupling point (nose weight)

Maximum vehicle and trailer combination

ROOF CARRYING (kg)

Maximum roof load (including cross bars)††

DIESEL MHEV

D200

Single Piston, sliding caliper,
Vented Disc (17" wheels)
Twin piston, sliding caliper,
Vented Disc (18"-21" wheels)

325 (17" wheels) 349 (18"-21" wheels)

Single piston, sliding caliper,
Vented discs (17" wheels)
Single piston, sliding caliper,
Solid discs (18"-21" wheels)/

Single piston, sliding caliper, Vented discs

325 (17" wheels) 300 (18"-21" wheels)/325

325 (17" wheels) 300 (18"-21" wheels)/325

5/5 + 2

1,948/2,028

1,873/1,953

2,590/2,750

5/5 + 2

750

Up to 2,500/Up to 2,200

100

5,090/4,950

75

PETROL MHEV

P200

Single Piston, sliding caliper,
Vented Disc (17" wheels)
Twin piston, sliding caliper,
Vented Disc (18"-21" wheels)

325 (17" wheels) 349 (18"-21" wheels)

Single piston, sliding caliper, Solid discs/
Single piston, sliding caliper, Vented discs

300/325

300/325

5/5 + 2

1,901/1,979

1,826/1,904

2,550/2,700

5/5 + 2

750

Up to 2,000

100

4,550/4,700

75

*Weights reflect vehicles to standard specifications. Optional extras increase weight.

**Includes a 75 kg driver, full fluids and 90% fuel.

†Includes full fluids and 90% fuel.

††Roof carrying load reduced to 60 kg when Summer Tyres are fitted.

ENGINES

POWERTRAIN

Mild Hybrid Electric Vehicle (MHEV)
Transmission
Driveline
Maximum power (HP/rpm)
Maximum torque (Nm/rpm)
Capacity (cc)
No. of cylinders/Valves per cylinder
Cylinder layout
Bore/stroke (mm)
Compression ratio (:1)

FUEL ECONOMY - WLTP*

Seating		
WLTP Consumption	Low	mpg (l/100km)
	Medium	mpg (l/100km)
	High	mpg (l/100km)
	Extra High	mpg (l/100km)
	Combined	mpg (l/100km)
WLTP CO ₂ Emissions	Combined	g/km
Fuel tank capacity - useable litres		

PERFORMANCE

Seating
Acceleration (secs) 0-60mph (0-100km/h)
Maximum speed mph (km/h)

PETROL MHEV		
P250		P290
■	■	
Automatic		Automatic
All Wheel Drive (AWD)		All Wheel Drive (AWD)
249/5,500		290/5,500
365/1,300-4,500		400/1,500-4,500
1,997		1,997
4/4		4/4
Transverse		Transverse
83/92.29		83/92.29
10.5 +/- 0.5		9.5 +/- 0.5
5/5 + 2		5/5+2
23.2-21.9 (12.2-12.9)/22.6-21.7 (12.5-13.0)		23.0-22.6 (12.3-12.5)/22.8-22.4 (12.4-12.6)
31.0-28.5 (9.1-9.9)/30.1-28.2 (9.4-10.0)		30.1-28.2 (9.4-10.0)/29.4-27.7 (9.6-10.2)
35.8-32.8 (7.9-8.6)/34.9-32.8 (8.1-8.6)		35.8-33.2 (7.9-8.5)/34.9-32.8 (8.1-8.6)
30.1-27.7 (9.4-10.2)/29.4-27.4 (9.6-10.3)		30.1-28.0 (9.4-10.1)/29.4-27.7 (9.6-10.2)
30.4-28.2 (9.3-10.0)/29.7-28.0 (9.5-10.1)		30.1-28.5 (9.4-9.9)/29.7-28.2 (9.5-10.0)
208-225/213-227		211-223/214-226
67		67
5/5 + 2		5/5+2
7.3/7.5 (7.8/8.1)		7.0/7.1 (7.4/7.5)
124 (200)		145/144 (233/232)**

■ Standard.

*The figures provided are as a result of official manufacturer’s tests in accordance with EU legislation. For comparison purposes only. Real-world figures may differ. CO₂ and fuel economy figures may vary according to factors such as driving styles, environmental conditions, load, wheel fitment and accessories fitted.
**If vehicle is fitted with 18" wheels the top speed will be 137mph (221km/h). If vehicle is fitted with 21" wheels the top speed will be 143mph (231km/h).

TECHNICAL SPECIFICATION

BRAKES

Front type
Front diameter (mm)
Rear type
Rear diameter (mm)
Park brake diameter (mm)

WEIGHTS (kg)*

Seating
Unladen weight (EU)**
Unladen weight (DIN)†
Gross Vehicle Weight (GVW)

TOWING (kg)

Seating
Unbraked trailer
Maximum towing
Maximum coupling point (nose weight)
Maximum vehicle and trailer combination

ROOF CARRYING (kg)

Maximum roof load (including cross bars)††
--

PETROL MHEV	
P250	P290
Twin piston, sliding caliper, Vented discs	Twin piston, sliding caliper, Vented discs
349	349
Single piston, sliding caliper, Vented discs	Single piston, sliding caliper, Vented discs
325	325
325	325
5/5 + 2	5/5 + 2
1,939/2,017	1,957/2,036
1,864/1,942	1,882/1,961
2,550/2,700	2,570/2,720
5/5 + 2	5/5 + 2
750	750
Up to 2,000	Up to 2,000
100	100
4,550/4,700	4,570/4,720
75	75

*Weights reflect vehicles to standard specifications. Optional extras increase weight.
**Includes a 75 kg driver, full fluids and 90% fuel.
†Includes full fluids and 90% fuel.
††Roof carrying load reduced to 60 kg when Summer Tyres are fitted.

ENGINES

POWERTRAIN

Transmission
Driveline
Maximum power (HP/rpm)
Maximum torque (Nm/rpm)
Capacity (cc)
No. of cylinders/Valves per cylinder
Cylinder layout
Bore/stroke (mm)
Compression ratio (:1)

FUEL ECONOMY - WLTP**

Seating		
Fuel Consumption	Combined	mpg (l/100km)
WLTP CO ₂ Emissions	Combined	g/km
Fuel tank capacity - useable litres		
EV Range TEH Combined (WLTP) miles/km		

ELECTRIC MOTOR DATA

Maximum Power HP (kW)
Maximum Torque (Nm)

PERFORMANCE

Seating
Acceleration (secs) 0-60mph (0-100km/h)
Maximum speed mph (km/h)

PETROL PHEV
P300e
Automatic
All Wheel Drive (AWD)
309*/5,500*
540*/2,000-2,500*
1498
3/4
Transverse
83/92.29
10.5+/-0.5
5
143.1 (2.0)
44
57
34/55
109 (80)
260
5
6.2 (6.6)
130 (209)

*When combined with electric motor.
**The figures provided are as a result of official manufacturer’s tests in accordance with EU legislation with a fully charged battery. For comparison purposes only. Real-world figures may differ. CO₂, fuel economy, energy consumption and range figures may vary according to factors such as driving styles, environmental conditions, load, wheel fitment, accessories fitted, actual route and battery condition. Range figures are based upon production vehicle over a standardised route.

TECHNICAL SPECIFICATION

BRAKES

Front type
Front diameter (mm)
Rear type
Rear diameter (mm)
Park brake diameter (mm)

WEIGHTS (kg)*

Seating
Unladen weight (EU)**
Unladen weight (DIN)†
Gross Vehicle Weight (GVW)

TOWING (kg)

Seating
Unbraked trailer
Maximum towing
Maximum coupling point (nose weight)
Maximum vehicle and trailer combination

ROOF CARRYING (kg)

Maximum roof load (including cross bars)††
--

PETROL PHEV
P300e
Twin piston, sliding caliper, Vented discs
349
Single piston, sliding caliper, Vented discs
325
325
5
2,168
2,093
2,750
5
750
Up to 1,600
100
4,350
75

*Weights reflect vehicles to standard specifications. Optional extras increase weight.
**Includes a 75 kg driver, full fluids and 90% fuel.
†Includes full fluids and 90% fuel.
††Roof carrying load reduced to 60 kg when Summer Tyres are fitted.

DIMENSIONS AND CAPABILITIES

RIDE HEIGHT

With roof antenna 1,727 mm

HEADROOM

Maximum front/rear headroom with standard roof 1,003 mm/984 mm
Maximum front/rear headroom with panoramic roof 1,049 mm/1,013 mm

LEGROOM

Maximum front legroom 993 mm
Maximum rear legroom second row 968 mm
Maximum rear legroom third row 655 mm

LOADSPACE CAPACITY

Height 798 mm, Width 1,323 mm
Loadspace width between arches 1,107 mm

5 seats

Maximum loadspace volume behind first row
Dry* 1,574 litres, Wet* 1,794 litres
Maximum loadspace volume behind second row
Dry* 963 litres, Wet* 1,179 litres

5 + 2 seats

Maximum loadspace volume behind first row
Dry* 1,451 litres, Wet* 1,651 litres
Maximum loadspace volume behind second row
Dry* 840 litres, Wet* 1,036 litres
Maximum loadspace volume behind third row
Dry* 115 litres, Wet* 157 litres

*Dry: volume as measured with Verband Der Automobilindustrie-compliant solid blocks (200 mm x 50 mm x 100 mm). Wet: volume as measured by simulating the loadspace filled with liquid. Figures are representative of seats fully forward and not tilted.
**Front wheel track varies between 1,625.2 mm - 1,635.6 mm depending on wheel size.
†Rear wheel track varied from 1,623.0 mm - 1,642.7 mm depending on wheel size. P300e engine will be 1,632.1 mm - 1,642.2 mm.
††Figures in brackets are representative of R-Dynamic vehicles only.
‡Ramp Angle for P300e only.
‡‡Figures in brackets are representative of 5 seat vehicles only.
Fitting of side tubes or side steps may affect the off-road capability of the vehicle. Challenging off-road driving requires full training and experience.

OBSTACLE CLEARANCE

Standard ride height 212 mm

TURNING CIRCLE

Kerb-to-kerb 11.8 m
Wall-to-wall 12.14 m
Turns lock-to-lock 2.31

WADING DEPTH

Maximum wading depth 600 mm

