



E & EC Series

Woodburning Fireplaces



heatilator
The first name in fireplaces

E & EC Series

Woodburning Fireplaces

The Perfect Entry-Level Fireplace!



Shown with optional DM glass doors

EC Heat Circulating Series

- The **perfect fireplace selection** for the entry-level home market.
- Choice of **three sizes** (36", 39" and 42").
- Available in **heat circulating or radiant versions**.
- **Substantial firebox depth** provides a greater visual hearth area and is larger than competitive models.
- **Powder coat finish** has a deep, solid luster, and is resistant to abuse.
- **Upper and lower grille panel design** on the EC Series improve air flow and fan performance with minimal fan sound.
- **Full refractory lining, steel grate and safety fire screen** provide a masonry fireplace appearance.
- **Dual gas knockouts** allow for easy installation of gas log sets and gas log lighters.
- Tested and listed to **UL Safety Standards**.
- **Heatilator 20-Year Buyer Protection Plan**.

Certifications/General Considerations

- When selecting a location for your E or EC Series fireplace, it is important to evaluate a number of considerations. Please consult with your dealer or sales representative to determine the best location for your fireplace.
- Rough framing dimensions shown represent distance from stud to stud only and do not take into consideration the addition of sheetrock/drywall.
- Fan kit wiring must be done prior to finishing installation.
- Consult local building codes for local installation and operational guidelines.
- For best results, do not construct framing until the unit is in place.
- A hearth extension is required.

Venting Specifications

- Use of Heatilator SL300 Series chimney components required.

Finishing Materials

- When finishing your fireplace, combustible material may be brought up to the sides of the fireplace but must never overlap the black area or be placed below the front standoffs. The black metal may only be covered with noncombustible material such as marble, tile, stone, etc.



E Radiant Series

800-927-6841

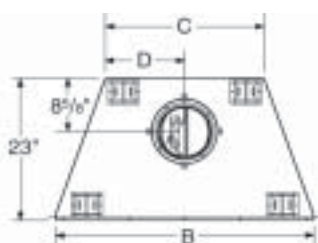
It isn't home w i t

PRODUCT, FRAMING & CLEARANCE DIMENSIONS

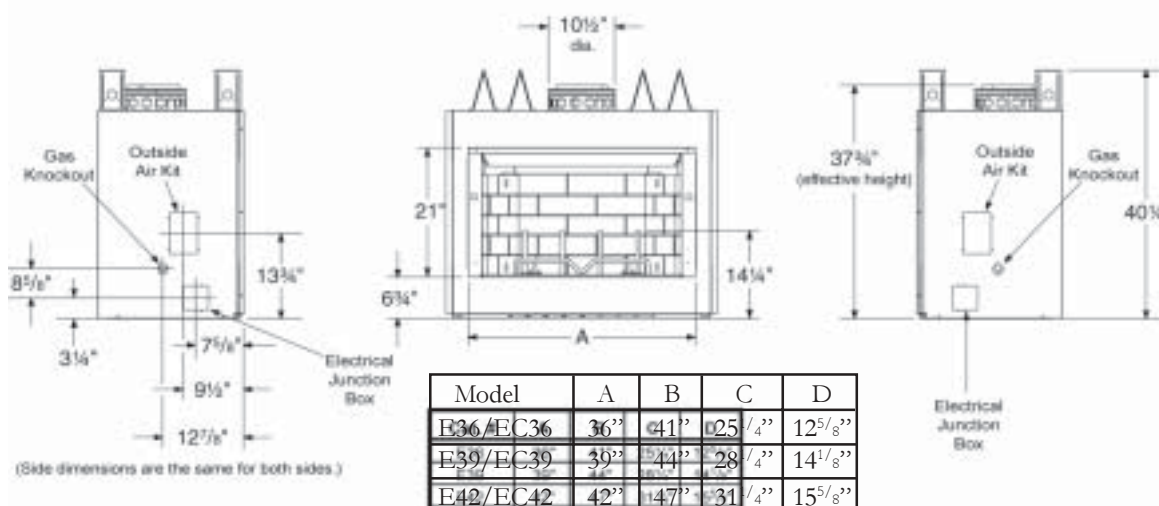
This information is for planning purposes only. Please refer to installation instructions when installing this product.

Product Dimensions

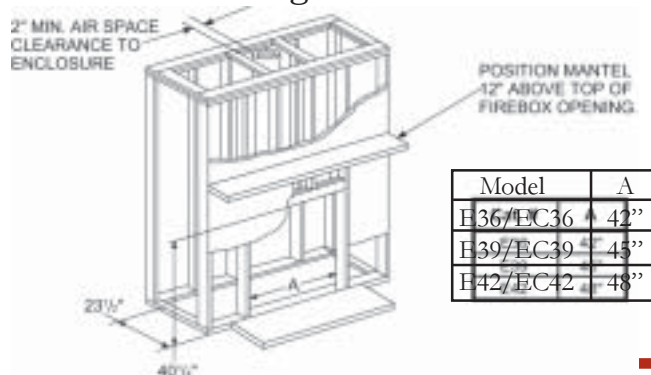
Radiant



Heat Circulating



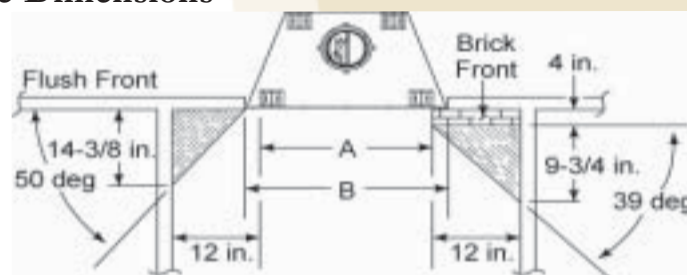
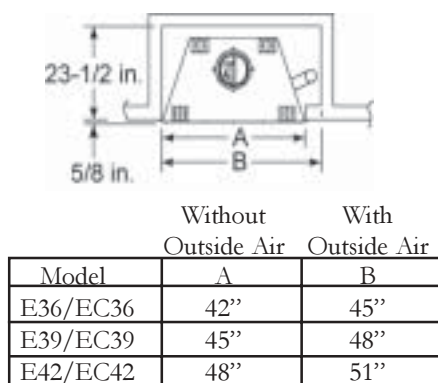
Framing Dimensions



Fireplace Locations



Clearance Dimensions



Model	A	B
E36/EC36	36"	41"
E39/EC39	39"	44"
E42/EC42	42"	47"

E & EC Series

Woodburning Fireplaces

MODELS AND OPTIONS

Unit Size		Nomenclature	Model Features			
Framing Width	Viewing Width	Model #	Radiant	Circulating	Insulated	Non-Insulated
42"	36"	E36	♦			♦
42"	36"	E36I	♦		♦	
42"	36"	EC36		♦		♦
42"	36"	EC36I		♦	♦	
45"	39"	E39	♦			♦
45"	39"	EC39		♦		♦
48"	42"	E42	♦			♦
48"	42"	E42I	♦		♦	
48"	42"	EC42		♦		♦
48"	42"	EC42I		♦	♦	

Options



Mistwood Gas Logs



Briarwood Gas Logs



Charwood Gas Logs



DP Doors
DP1036/B/S, DP1042/B/S



DM Doors
DM1036/B/S, DM1039/B/S,
DM1042/B/S

Options Not Pictured

Chimney Air Kit CAK4A
Outside Air Kit AK14
4" Insulated Flex Duct ID4
4" Uninsulated Flex Duct UD4

Fan motor rheostat BC10 (EC Series only)
Fan kit FK18 (EC Series only)
Arched cabinet-style doors DMA1036, DMA1042
Electrical junction box JK8 (EC Series only)
Mantels & Surrounds See MSRP Book

AVAILABLE FROM

heatilator®
The first name in fireplaces

a brand of Hearth & Home Technologies Inc.

1915 West Saunders Street • Mt. Pleasant, Iowa 52641

800-927-6841 • fax 800-259-1549 • heatilator.com

Heatilator is a registered trademark of Hearth & Home Technologies Inc. Specifications and options are subject to change.