

F500S RANGE

FYNE ADVICE

ESSENTIAL INFORMATION GUIDE



FYNE
AUDIO

TABLE OF CONTENTS

1.	Introduction
2.	Safety
3.	Accessories Kit
4.	Spike Fitting
5.	Positioning
6.	Connecting Speaker Cables
7.	Grilles
8.	Presence Control
9.	Running in
10.	Cabinet Care
11.	Warranty
12.	Specifications

1 INTRODUCTION

Thank you for choosing Fyne Audio loudspeakers, proudly designed by our experienced team of engineers in Scotland, and constructed to the highest standards. We believe they will give you many years of listening pleasure.

Before installing these loudspeakers, please read this manual in full, both for safety reasons and to ensure you achieve the best performance possible.

2 SAFETY



For safety reasons, and to ensure you achieve the best performance possible, please fully read this document before installing these loudspeakers.

To prevent injury or damage when unpacking the loudspeakers, please do **not** use the protective bag to lift them in case it tears. If possible retain packaging for future use.

The spikes are very sharp - take care to avoid personal injury.

If wall hanging the F500S LCR model, make sure the fixings used are appropriate and able to support the weight of the loudspeaker. The owner is responsible for safe installation and Fyne Audio accept no liability for loss, injury or damage by not doing so.

Ensure your amplifier is switched off before making connections, to avoid damage.

3 ACCESSORIES KIT

Check the contents of the accessories kit provided with the product:

F5S, F500S Self-adhesive feet x 8


F501S, F502S Spikes x 4
Adjustment thumb wheels x 4
Spike cups x 4

F500S LCR Self-adhesive feet x 4

4 SPIKE FITTING (F501S, F502S)

Thread the 4 spikes and adjustment thumb wheels to the inserts in the plinths of each loudspeaker. The spikes can be adjusted to level the loudspeaker, once level lock in place with the thumb wheels (Fig. 1).

On wooden or other delicate floors, use the cups provided to prevent damage to the surface.



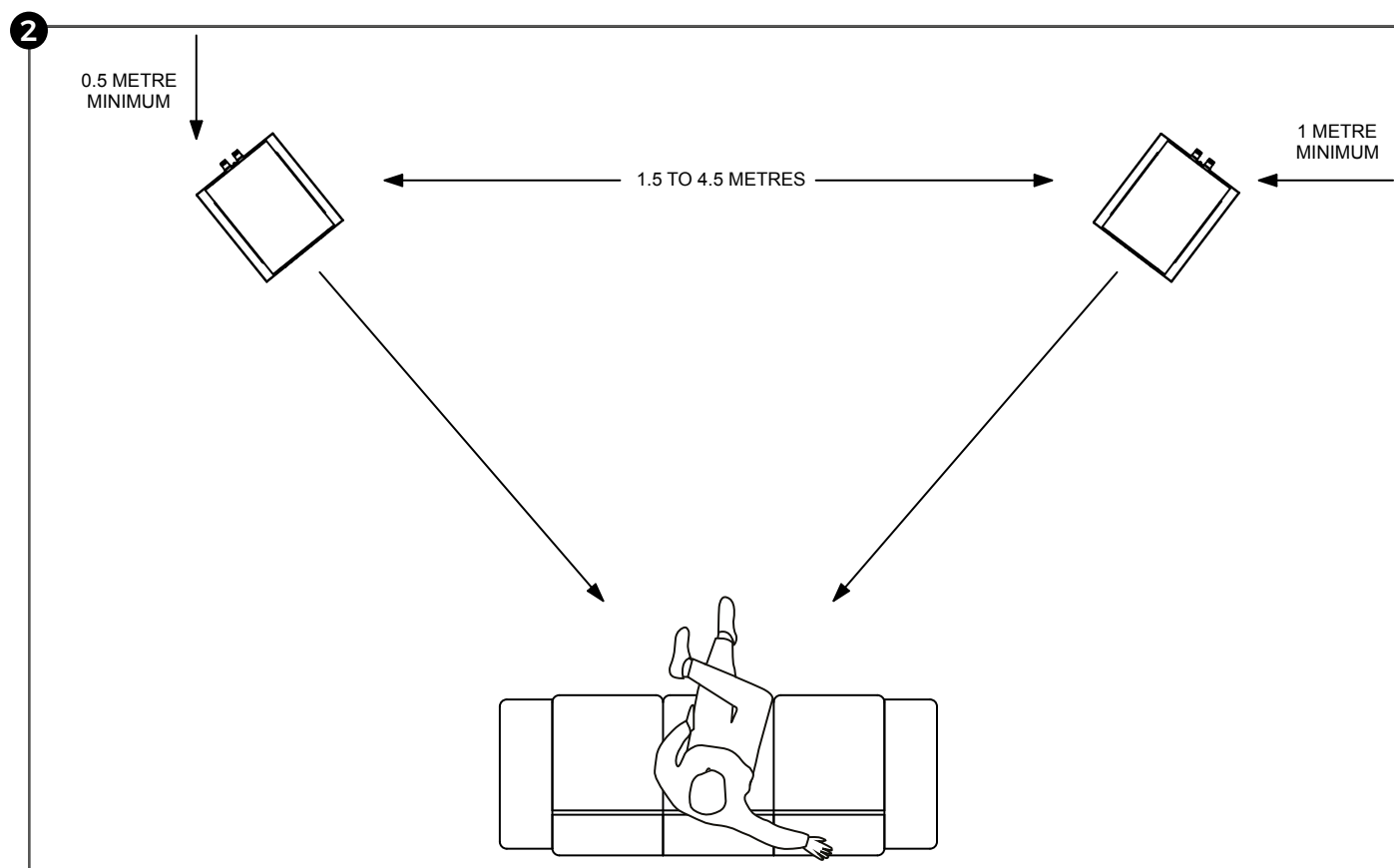
5 POSITIONING

F5S, F500S: This loudspeaker is suitable for either stand or bookshelf mounting.

F501S, F502S: These loudspeakers in a stereo configuration should be positioned approximately 1.5- 4.5m apart (5- 15 feet),

ideally no closer than 0.5m (20 inches) from the rear wall, and no closer than 1m (3 feet) from the side walls (Fig.2).


Some degree of experimentation will provide the best results, especially with toe in towards the listener, to give the best stereo imaging (Fig. 2)



F500S LCR: This loudspeaker is designed for either wall mounting or free standing in either stereo, LCR or rear channel applications (Fig. 3). When free standing, attach the 4 self-adhesive feet to avoid damaging the surface. The badge may be rotated to match orientation by first pushing from the rear.

When wall mounting, mark the wall mounting positions using the template provided.

Refer to SAFETY WARNING SECTION 2.



6 CONNECTING SPEAKER CABLES

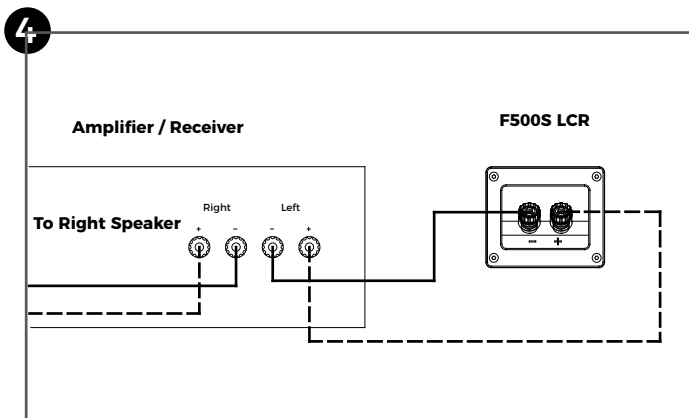
Your dealer will be able to advise on the most suitable choice of cables for your budget and system, to obtain the best performance.

Bare wire connections may be made by unscrewing the terminal and making use of the hole in the threaded post. Preferably, dedicated 4mm plugs or spade terminals may be purchased, or are already fitted to terminated cable sets. Note, 4mm plugs are unsuitable for the F500S LCR when wall mounted.

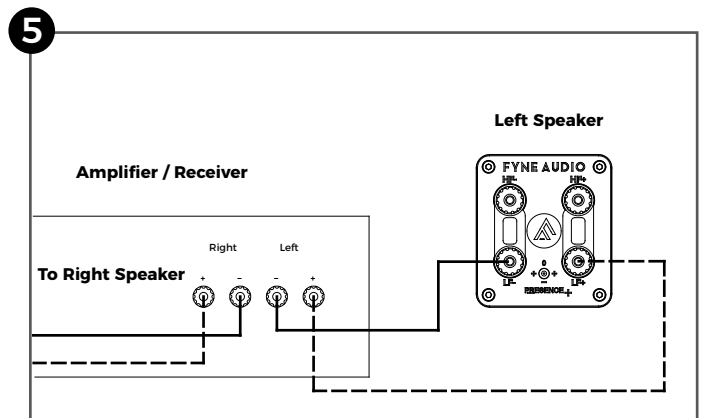
Ensure connections are made positive to positive and negative to negative between the speaker and the amplifier.

F500S LCR: This model is provided with a single set of speaker terminals and should be wired according to Fig. 4.

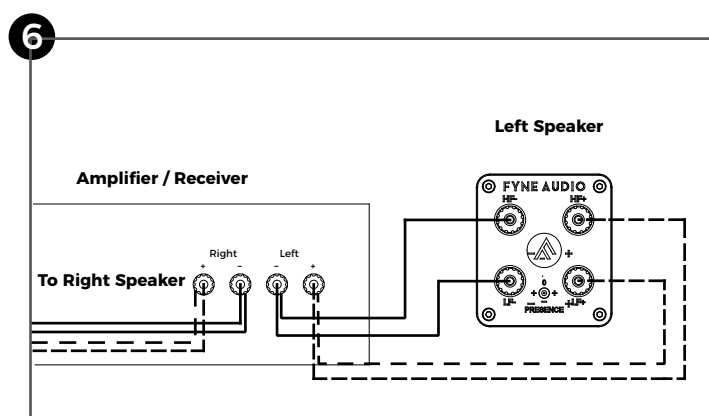
F5S, F500S, F501S, F502S: These are provided with two sets of terminals, one for the HF and one for the LF. When using a single cable wire as shown, keeping the link bars in place (Fig. 5). For bi-wire operation remove the link bars, and wire with two sets of cable or a dedicated bi-wire cable (Fig. 6). This option will ensure the best possible sound quality.



SINGLE-WIRED



SINGLE-WIRED



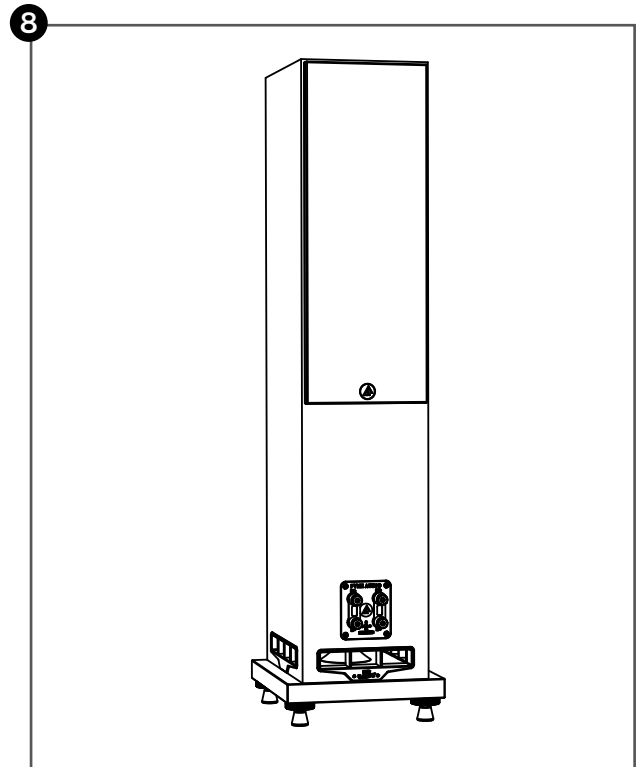
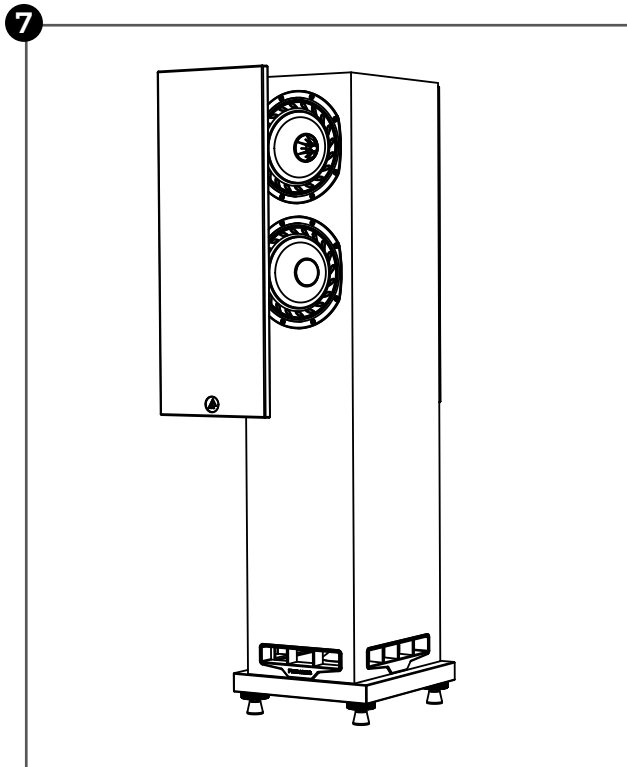
BI-WIRED

7 GRILLES

Although the magnetically attached grilles are designed for maximum transparency, we always recommend removal for the best possible sound quality.

With the F501S and F502S models, the grille may be magnetically fixed to the rear of the loudspeaker for neatness and to avoid damage. Remove grille from the front of the loudspeaker (Fig. 7) and locate on rear (Fig. 8).

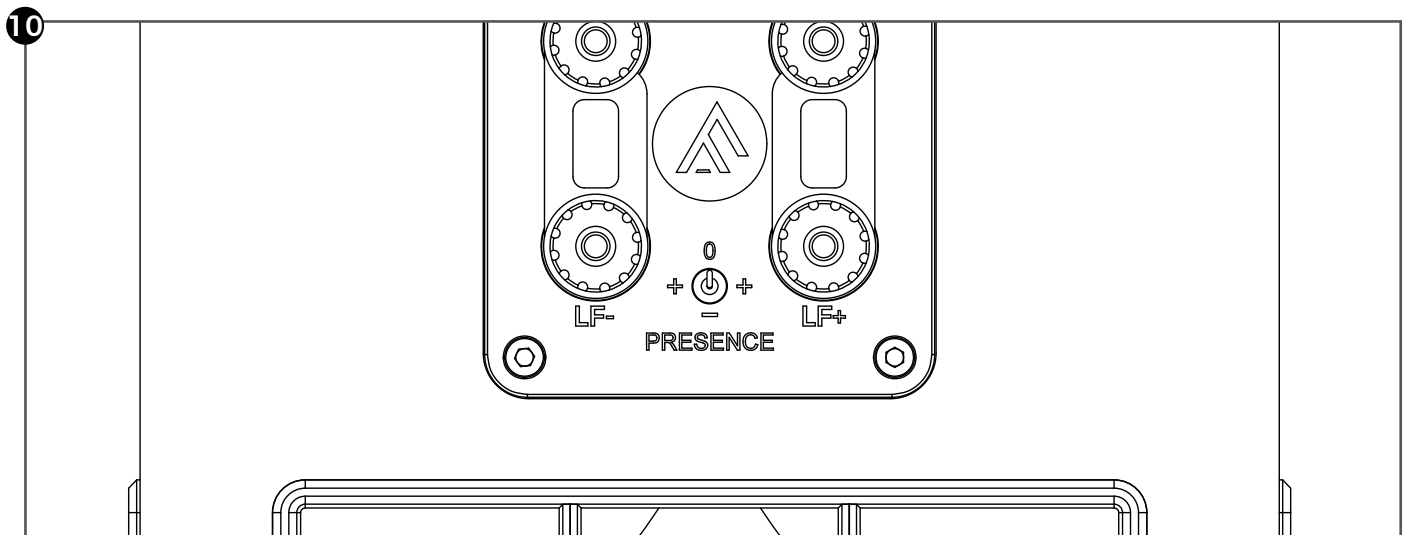
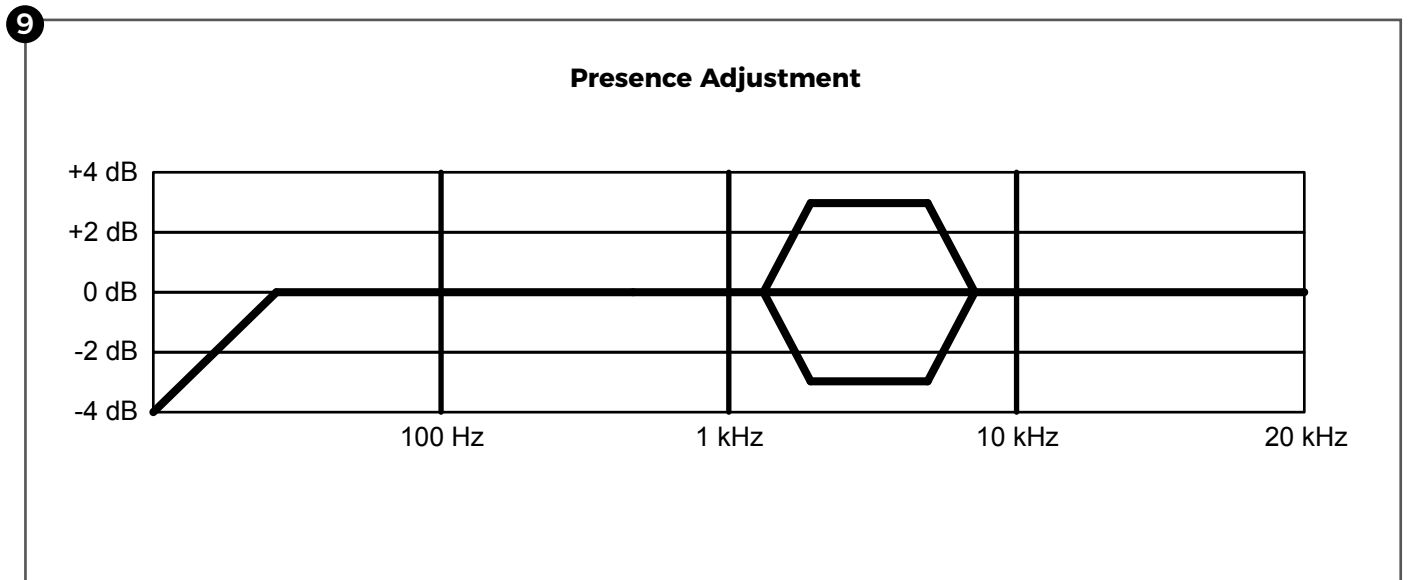
On the F500S LCR, the badge may be rotated to match orientation by first pushing from the rear.



8 PRESENCE CONTROL

The F5S, F500S, F501S and F502S models are provided with a 'Presence' control switch which only affects the lower treble region of 2.5 - 5.0kHz, and influences articulation and vocal clarity, also having an effect on image depth (Fig. 9).

Start with the control in the top (0) position. The central (+) position increases the presence region, while the lower (-) position lowers it (Fig. 10). Achieving the correct presentation is equivalent to focusing the lens on a camera, to achieve the most realistic sound-staging depth.



9 RUNNING IN

Like all loudspeakers, being electro-mechanical devices, the F500S's require a degree of running in to reach optimum performance. We recommend simply listening to them at normal levels for around 40 hours to achieve this.

10 CABINET CARE

The cabinet may be cleaned with a microfiber or lint free cloth, lightly moistened to remove marks if necessary. Avoid exposure to extremes of heat, humidity and direct sunlight for extended periods of time.

On no account use solvents or abrasive materials, as this will cause damage and invalidate the warranty.

11 WARRANTY

1. No maintenance of the loudspeaker is necessary.

2. Please register your Fyne Audio Limited product online at www.fyneaudio.com. All of our products have been produced and tested with care and precision to give first-class service.

3. All passive loudspeakers are guaranteed for a period of 7 years from the date of purchase from an authorised Fyne Audio Limited dealer. This warranty is subject to the absence or evidence of misuse, overload, or accidental damage, applies only to the original registered owner, it is non transferable, and covers only genuine Fyne Audio Limited products with the original undamaged serial number and proof of purchase.

4. All active and electronic components are guaranteed for a period of 2 years from the date of purchase from an authorised Fyne Audio Limited dealer subject to the absence of, or evidence of, misuse, overload or accidental damage.

5. If at any time during this warranty period the equipment proves to be defective for any reason other than accident, misuse, neglect, unauthorised modification, incorrect installation or connection, matched with improper equipment or fair wear and tear, we will repair any such manufacturing defect or, at our option, replace it without charge for labour, parts or return carriage.

6. If you suspect a problem with a Fyne Audio Limited product, in the first instance, discuss it with your Fyne Audio Limited dealer. If you require further assistance, then we ask that you deal directly with your local Fyne Audio Limited distributor. If you cannot locate your distributor please contact Fyne Audio Limited Customer Services, via our website listed above or at the e-mail enquiries@fyneaudio.com

7. Do not ship any product to Fyne Audio Limited without previous authorisation.

8. LIABILITY

Other than the warranty and services set out in this warranty, to the fullest extent permitted by law, Fyne Audio Limited and its Authorised Distributors shall not be liable to you and/or any third party or entity whatsoever for:- any loss, damages and/or malfunction caused to any product(s) which is/are connected to any of the Fyne Audio Limited products any damages, loss and liability (except for any personal injuries or death), whether direct, indirect, incidental, consequential special, punitive or otherwise, howsoever caused by, arising out of, or otherwise in relation to the installation, delivery, use, service, repair, replacement and/or maintenance of the Fyne Audio Limited product; or any damages, loss and liability (except for any personal injuries or death) under this warranty in respect of any act, omission, or negligence of any of their technicians, employees, agents, representatives or independent contractors relating to the actual or purported performance of any of the obligations under this warranty.

9. Without limiting the above, the maximum liability of the Fyne Audio Limited and its Authorised Distributors under this warranty shall not in any event or under any circumstances exceed the actual purchase price paid for the Fyne Audio Limited product(s).

12 SPECIFICATIONS

Model	F5S	F500S	F501S	F502S
System type	2 way, downwards firing port, with Tractrix (BassTrax™) diffuser*	2 way, downwards firing port, with Tractrix (BassTrax™) diffuser*	2 ½ way, downwards firing port with Tractrix (BassTrax™) diffuser*	2 ½ way, downwards firing port with Tractrix (BassTrax™) diffuser*
Recommended amplifier power (Watt RMS)	30 - 90	30 - 100	30 - 150	30 - 180
Continuous power handling (Watt RMS)	45	50	75	90
Sensitivity (2.83 Volt @ 1m)	87dB	89dB	90dB	91dB
Nominal impedance	8 Ohm	8 Ohm	8 Ohm	8 Ohm
Frequency response (-6dB typical in room)	55Hz - 38kHz	45Hz - 34kHz	36Hz - 34kHz	30Hz - 34kHz
Drive unit complement	1 x 125mm IsoFlare™, bass / mid with 19mm magnesium dome compression tweeter	1 x 150mm IsoFlare™, bass / mid with 25mm magnesium dome compression tweeter	1 x 150mm IsoFlare™, bass / mid with 25mm magnesium dome compression tweeter 1 x 150mm bass	1 x 200mm IsoFlare™, bass / mid with 25mm magnesium dome compression tweeter 1x 200mm bass
Crossover frequency	1.8kHz	1.7kHz	250Hz & 1.7kHz	250Hz & 1.7kHz
Presence control	+/- 3dB (2.5 - 5.0kHz)	+/- 3dB (2.5 - 5.0kHz)	+/- 3dB (2.5 - 5.0kHz)	+/- 3dB (2.5 - 5.0kHz)
Crossover type	2nd order low pass, 1st order high pass			
Dimensions inc terminals and grille - HxWxD	270 x 174 x 228mm (10.6 x 6.9 x 9.0")	325 x 204 x 317mm (12.8 x 8.0 x 12.5")	984 x 250 x 317mm (38.7 x 9.84 x 12.5")	1112 x 300 x 382mm (43.8 x 11.8 x 15.0")

* Patented

This information was correct at the time of print, for our most recent products and information visit www.fyneaudio.com

12 SPECIFICATIONS

Model	F500S LCR
System type	2 ½ way, with auxiliary bass radiator (ABR)
Recommended amplifier power (Watt RMS)	30 - 150
Continuous power handling (Watt RMS)	75
Sensitivity (2.83 Volt @ 1m)	90dB
Nominal impedance	8 Ohm
Frequency response (-6dB typical in room)	56Hz – 34kHz
Drive unit complement	1 x 150mm IsoFlare™ bass /mid with 25mm titanium dome compression tweeter 1 x 150mm bass 1 x 150mm ABR
Crossover frequency	250Hz & 1.7kHz
Presence control	None
Crossover type	2nd order low pass, 1st order high pass
Dimensions inc terminals and grille - HxWxD	200 x 530 x 152mm (7.9 x 20.9 x 6.0")

* Patented

This information was correct at the time of print, for our most recent products and information visit www.fyneaudio.com

NOTES

ENJOY

Thank you for choosing Fyne Audio loudspeakers, proudly designed by our experienced team of engineers in Scotland, and constructed to the highest standards.

WWW.FYNEAUDIO.COM

f FYNEAUDIO

X @FyneAudio