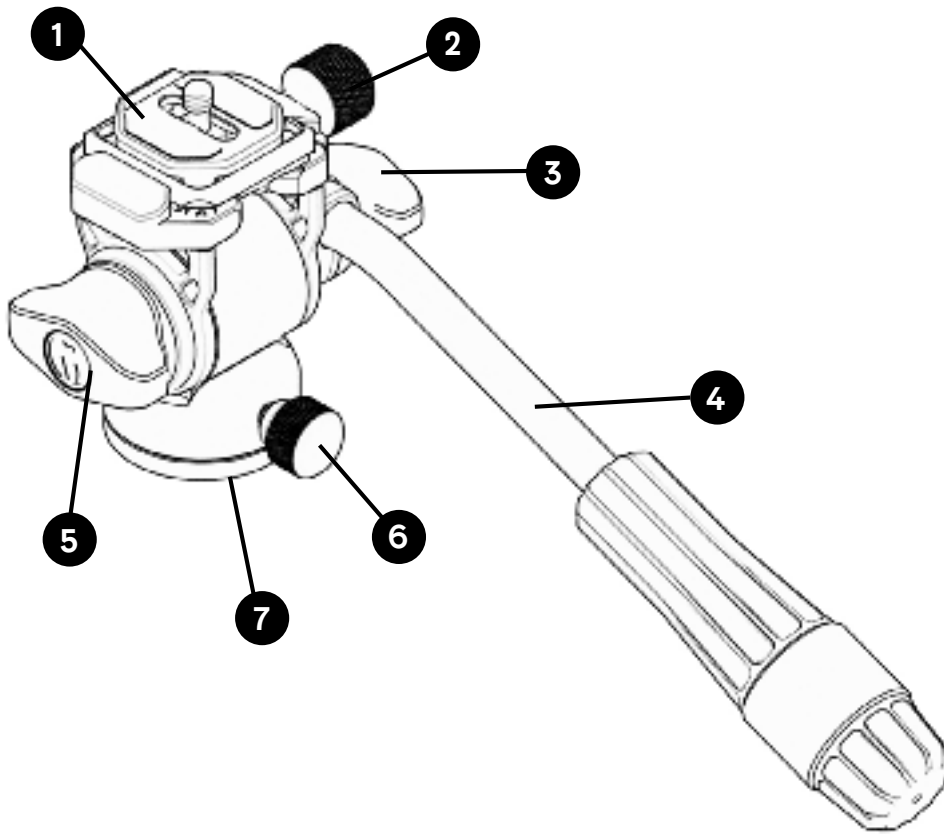


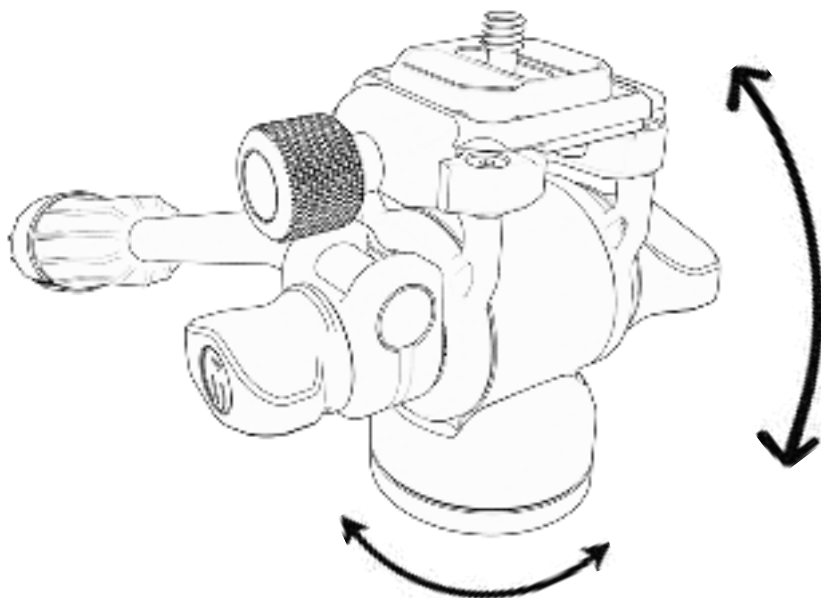
AIRHED TRINITY



- 1 QR plate
- 2 Plate release knob
- 3 Arm release knob
- 4 Arm
- 5 Tilt lock knob
- 6 Pan knob
- 7 Pan base

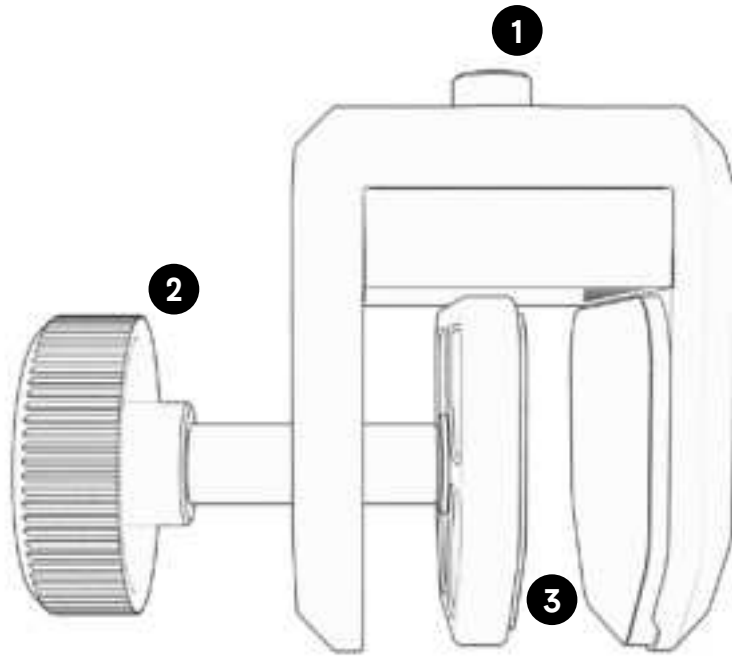
Knobs

The 4 knobs all have different usages.



- To pan the Trinity, unlock the pan knob and turn the head to the desired position.
- To adjust the arm position, unlock the arm release knob, move the arm to the desired placement, and lock.
- To tilt the Trinity, unlock the tilt lock knob and use the arm to tilt the AirHed.
- To release the plate, unlock the plate release knob and the plate will be free to remove.

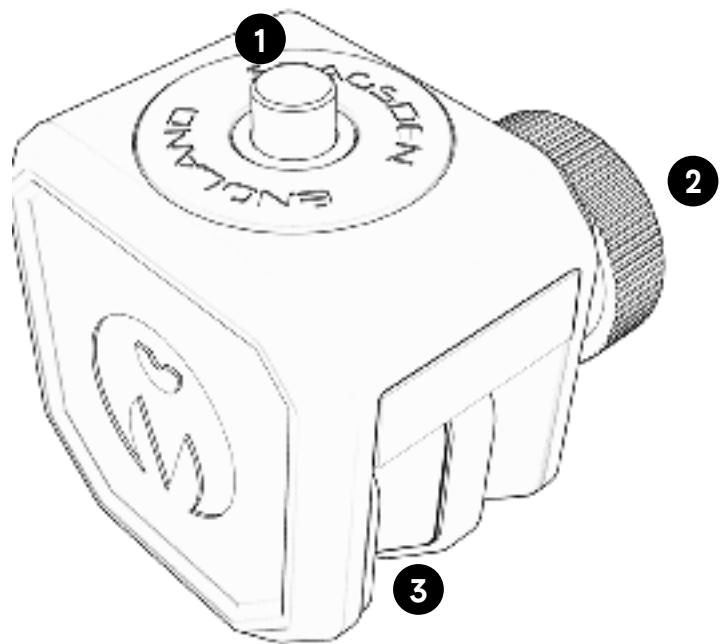
WINDOW MOUNT CLAMP



- 1 3/8" Screw
- 2 Clamp knob
- 3 Rubber Pads

Tighten the clamp knob clockwise. Loosen it anti-clockwise.

Make sure your window is clean and dry as this will greatly affect the adhesion of the two rubber pads. Attach clamp to window ensuring as much surface contact with the two pads as possible, and tighten the clamp knob to secure it. Check it is fastened and seated securely prior to mounting other equipment.



The Window Mount Clamp is designed to be used on the window of a static vehicle for the purposes of supporting your imaging equipment or optics. Any use undertaken in a moving vehicle is done at the users own risk, and no warranty claim will be entered into for equipment mounted to the WMC if used in a moving vehicle. Whilst we have worked hard to ensure the very best connectivity and security of your clamp on your window, it is impossible to determine the safety of other uses with unknown equipment, on an unknown vehicle on unknown terrain.

Warranty Information

Your 3LT product comes with a 5 Year Global Warranty. On the box you will find a sticker with a unique barcode and serial number. Use this serial number to register your products at **www.3leggedthing.com/register**

Details of your warranty can be found at **www.3leggedthing.com**. Your warranty covers 3 Legged Thing products only

If you have a question or suspect you have a fault, contact us first at **www.3leggedthing.com/support**



All Manuals



www.3leggedthing.com/download



Unit 2A Kinsbourne Farm
Bury End
Stagsden
Bedfordshire
MK43 8TS
United Kingdom