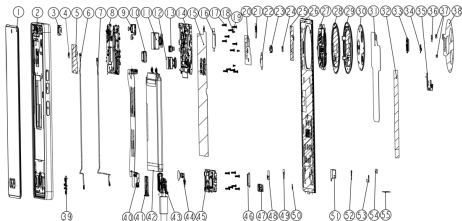


TECNO

TECNO CAMON 30 Pro 5G

User Manual

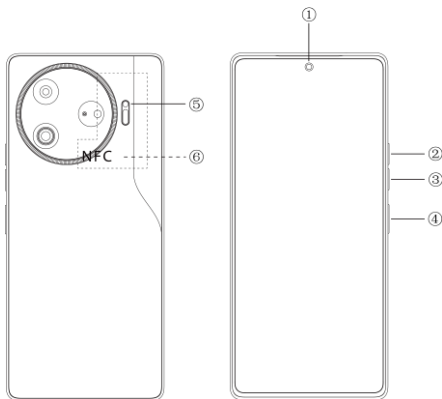
Exploded diagram specification



1	TP+LCM	2	MIDFRAME
3	FCAM HOLDER	4	WCN COPPER
5	BB COPPER	6	COAXIAL CABLE 1
7	COAXIAL CABLE 2	8	MAINBOARD
9	FRONT CAMERA	10	SQUARE RECEIVER
11	REAR OIS CAMERA	12	REAR CAMERA
13	2M CAMERA	14	UP FRAME
15	TP HEAT FILM	16	REAR MCAM COPPER
17	BLACK SCREW	18	YELLOW SCREW
19	SILVER SCREW	20	MAIN PCB HEAT FILM
21	FCAM HEAT FILM	22	REAR CAMERA COPPER
23	2M CAMERA RUBBER	24	2M CAMERA ADHESIVE
25	RF COPPER	26	BATTERY COVER
27	DECO FRAME	28	PC DECO
29	METAL DECO	30	CAM GLASS
31	VAPOR CHAMBER	32	COAXIAL MYLAR
33	BACK MOUNTAIN LAMPSHADE	34	FLASH BTB PRESS STEEL
35	FLASH FPC	36	METAL DECO GROUNDING FOAM B
37	METAL DECO GROUNDING FOAM A	38	LENS PROTECT MYLAR
39	ANTENNA BOARD	40	MAIN FPC
41	SIM HOLDER	42	BATTERY
43	SUB BOARD	44	FINGERPRINT MODULE

45	SPK FRAME	46	LCM FPC RUBBER
47	USB RUBBER	48	MOTOR ADH
49	COAXIAL CONDUCTIVE FABRIC	50	SIMCARD HOLDER SEAL MYLAR
51	MOTOR	52	ANTENNA BOARD ADHESIVE
53	MFPC PRESSED FOAM	54	FINGERPRINT PRESSED FOAM
55	USB PROTECT MYLAR		

Know your phone



1. Front camera
2. Volume + button
3. Volume - button
4. Power button
5. Indicator light
6. NFC

SIM card installation

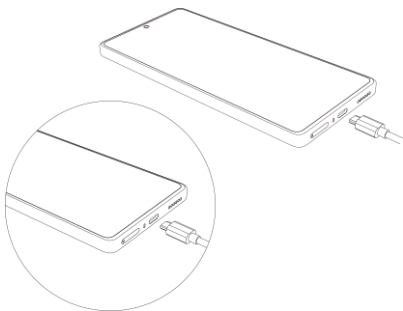
1. Power off your phone.
2. Refer to the following picture for SIM card installation.



Charging the phone

You can charge your phone with a charger or by connecting it to a computer using a USB cable (comes with the phone).

Use only TECNO chargers and cables. Other chargers or cables may damage the phone and invalidate its warranty.



FCC Caution

Labelling requirements.

This device complies with Part 15 of the FCC Rules. Operation is subject to the following two conditions:

- (1) This device may not cause harmful interference.
- (2) This device must accept any interference received, including interference that may cause undesired operation.

Information to user.

Any changes or modifications not expressly approved by the party responsible for compliance could void the user's authority to operate the device.

Information to the user.

Note: This device has been tested and found to comply with the limits for a Class B digital device, pursuant to part 15 of the FCC Rules. These limits are designed to provide reasonable protection against harmful interference in a residential installation. This device generates, uses and may radiate radio frequency energy and, if not installed and used in accordance with the instructions, may cause harmful interference to radio communications. However, there is no guarantee that interference will not occur in a particular installation. If this device does cause harmful interference to radio or television reception (able to be determined by turning the device off and on), the user is encouraged to try to correct the interference by one or more of the following measures:

- Reorient or relocate the receiving antenna.
- Increase the separation between the device and receiver.
- Connect the device to an outlet on a circuit different from that to which the receiver is connected.
- Consult the dealer or an experienced radio/TV technician for help.

Specific Absorption Rate (SAR) information:

This mobile phone meets the government's requirements for exposure to radio waves. The guidelines are based on standards developed by independent scientific organizations

through periodic and thorough evaluation of scientific studies. The standards include a substantial safety margin designed to assure the safety of all persons regardless of age or health. FCC RF Exposure Information and Statement. The SAR limit of USA (FCC) is 1.6 W/kg averaged over one gram of tissue. Device types:CL8 (FCC ID:2ADYY-CL8) has also been tested against this SAR limit. The highest SAR value reported under this standard during product certification for use at the ear is 0.54W/kg and when properly worn on the body is 0.58 W/kg.

Body-worn Operation

This device was tested for typical body-worn operations. To comply with RF exposure requirements, a minimum separation distance of 1.0 cm must be maintained between the user's body and the handset, including the antenna. Third-party belt-clips, holsters, and similar accessories used by this device should not contain any metallic components. Body-worn accessories that do not meet these requirements may not comply with RF exposure requirements and should be avoided. Use only the supplied or an approved antenna.

TECNO

HiOS runs on Android™ OS.
Android is a trademark of Google LLC.