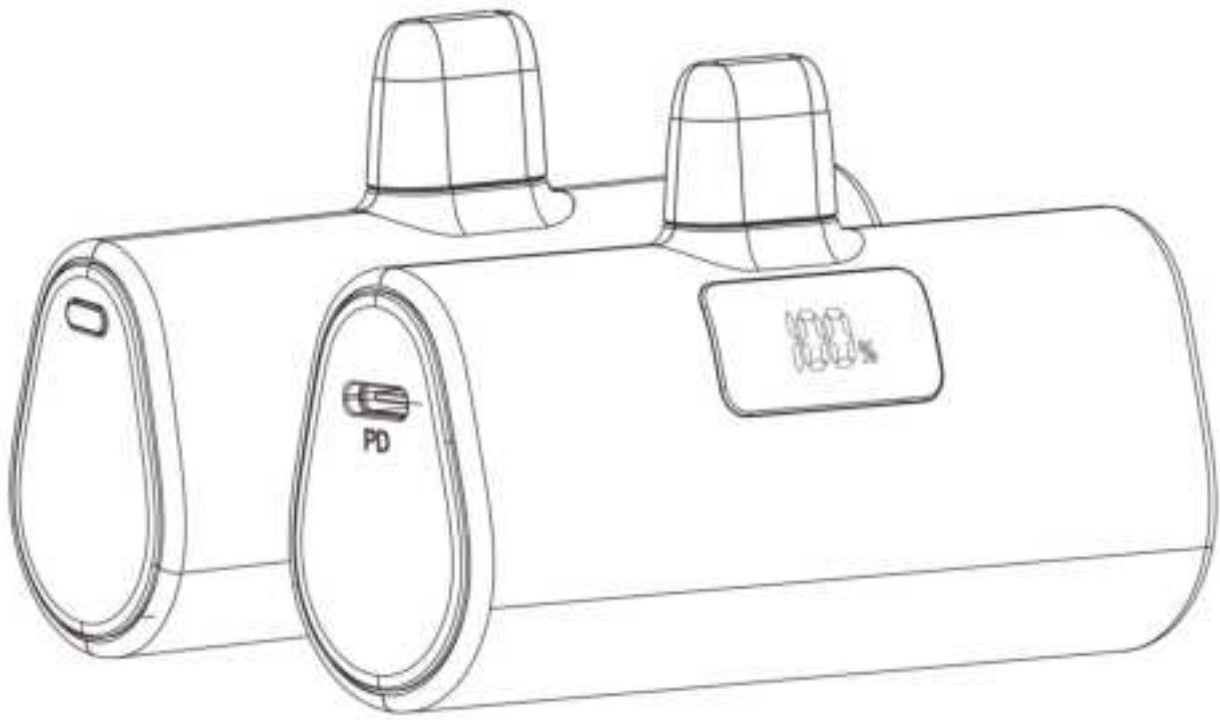


**HX45X9**

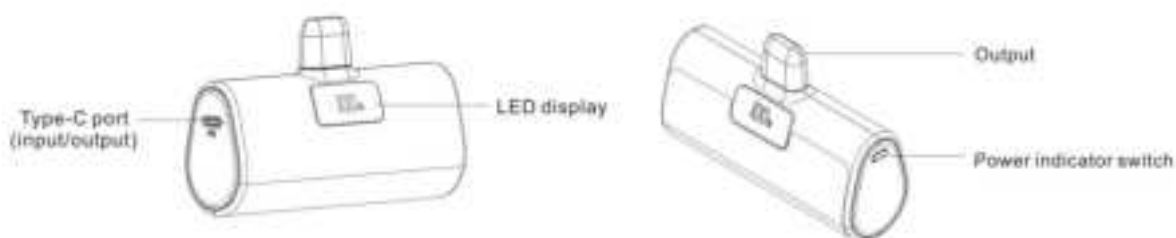


## **USER MANUAL**

## Preface

Dear users, thank you for choosing this product, in order for you to further understand the product, please read this manual carefully before use. Have a great experience!

## Product Introduction



## How to use

### Power indicator switch

If you need to check the current remaining power of the product, you can tap this switch to light the LED display again to view the current remaining power of the product (if there is no other operation, the display will turn off again after about 35 seconds).

## Specification

Product Name	POWER BANK
Model	HX45X9
Battery Capacity	5500mAh(20.35Wh)
Type-C Input/Output	5V/3A,5V/4A
Lightning Input	5V/2A
Output	5V/2A
Product Weight	98g(3.45 ounces)
Packing List	Power Bank*1, User Manual*1
Product Size	3 x 1.5 x 1.02 inches

## How to Charger Your Phone



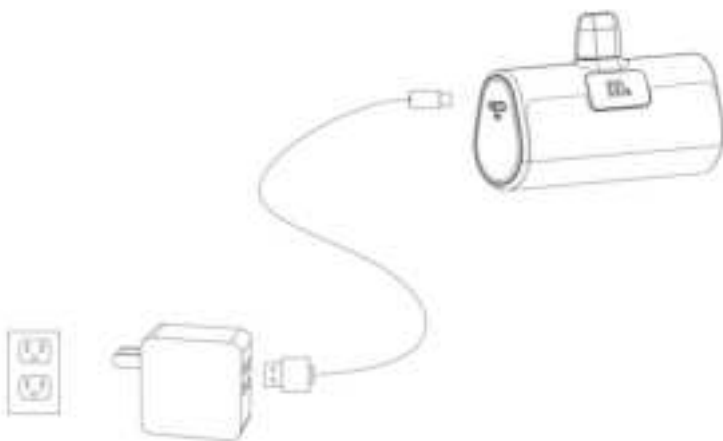
During operation, the LED display shows the current power.

## How to Recharge the Power Bank

### Recharge Through USB C Input Port

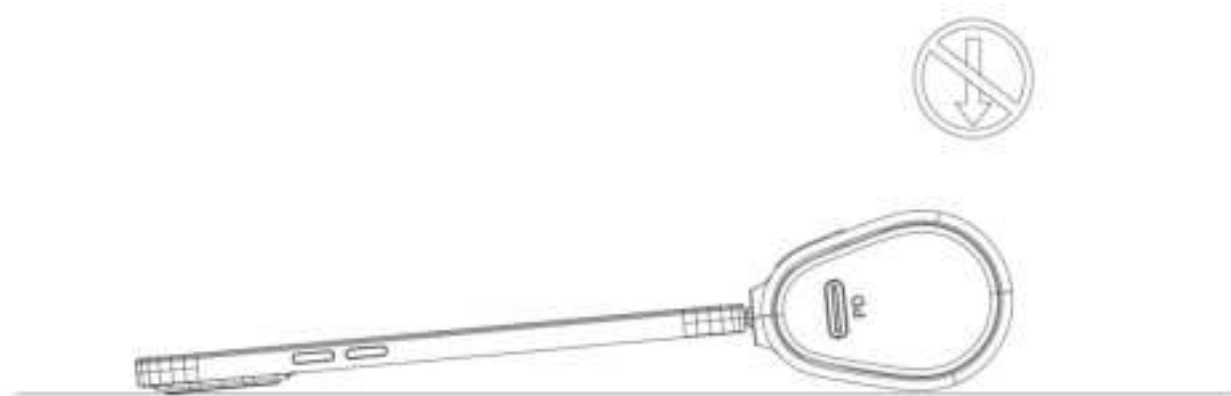
Please use the included charging cable to connect the usb c pd port of the power bank and an AC adapter or a power supply device with a USB-C jack(such as a PC)..

When charging, the LED display shows the current remaining battery power of the device. easily press the power button to turn it on or off.



## Notice

When the phone or device is placed flat on the countertop for charging, it should not be squeezed to avoid damaging the phone or device.



### **Important Safety Instructions**

**Please read below warm tips carefully before using the product.**

- (1) Please store it out of the reach of little children.
- (2) Store product in a cool and dry place.
- (3) Do not store the product in hot or humid environments.
- (4) Do not dispose of the product in heat or fire.
- (5) Do not clean the product with harmful chemicals or detergents.
- (6) Misuse, dropping, or excessive force may cause product damage.
- (7) Operating temperature should be between 32°F to 113°F / 0°C to 45°C.
- (8) If the battery is hot or abnormal, please discontinue use immediately.
- (9) If the product is not being used a long time, it should be charged and discharged every three months.
- (10) The product may feel warm when charging the device, which is a normal operating situation and should not be a cause for concern.
- (11) Do not disassemble the product. Take it to a qualified service person when repair is required. Incorrect reassembly may result in a risk of injury.