



## Description

Mircom's SIS-204 Speaker Isolator Module is designed for installations where disconnection of, or damage to an in-suite speaker will not interfere with the ability of speakers in other dwelling units, public corridors or suites to sound on an alarm. The SIS-204 works in conjunction with the QX-5000 Zoned Audio System and comes equipped with trouble LEDs. The LEDs are only operable when the isolator is used in a supervised connection.

The SIS-204 Speaker Isolator Module can be connected in a supervised or non-supervised configuration. In a supervised configuration, the SIS-204 provides two supervised outputs. Under this scenario, if the in-suite speaker has a open circuit, the fire or audio control panel will indicate a zone trouble and the isolator LED will flash to indicate which isolator has the fault. The trouble LEDs flash to indicate a positive or negative fault on the isolator. When the left amber trouble LED flashes, it indicates an open on the positive side and consequently, when the right amber LED flashes, it indicates an open on the negative side. In a non-supervised configuration, the SIS-204 provides four non-supervised outputs. Under this scenario, if a short or open circuit occurs, the isolator disconnects the speaker from the circuit but it does not indicate a trouble on the fire or audio control panel. In this configuration, an open circuit in the suite does not indicate a trouble on the control panel

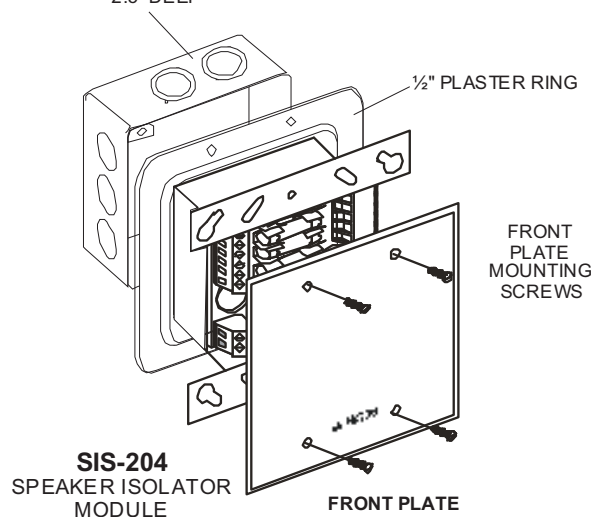
## Features

- Designed for installations where disconnection of, or damage to an in-suite speaker will not interfere with the ability of speakers in other dwelling units, public corridors or suites to sound on an alarm
- Operates in conjunction with the QX-5000 Emergency Zoned Audio System to provide 2 supervised isolator outputs or 4 non-supervised outputs
- Include two isolator trouble LEDs (operable when the isolator is used in a supervised configuration)
- Mount in a 4" square electrical box

## Installation Instructions

### Mounting of the SIS-204 Speaker Isolator Module

4" SQUARE ELECTRICAL BOX  
2.5" DEEP



CATALOG NUMBER

5222

NOT TO BE USED FOR INSTALLATION PURPOSES.

Mircom reserves the right to make changes at any time without notice in prices, colours, materials, components, equipment, specifications and models and also to discontinue models.

## Electrical Specifications

**Rating:** For 70V speaker lines

**In-Suite Speaker Load:** 6 watts max.

**Max. Number of Isolators on a speaker line:** 15 with specified Littelfuse type 312 fuse

**Note:** The SIS-204 is used with Mircom's 4" 70 Volt Speakers (Standard or Smart Silenceable Speakers).

**Fuse:** Littelfuse 0.1A, 250V Slow Blow #312.100

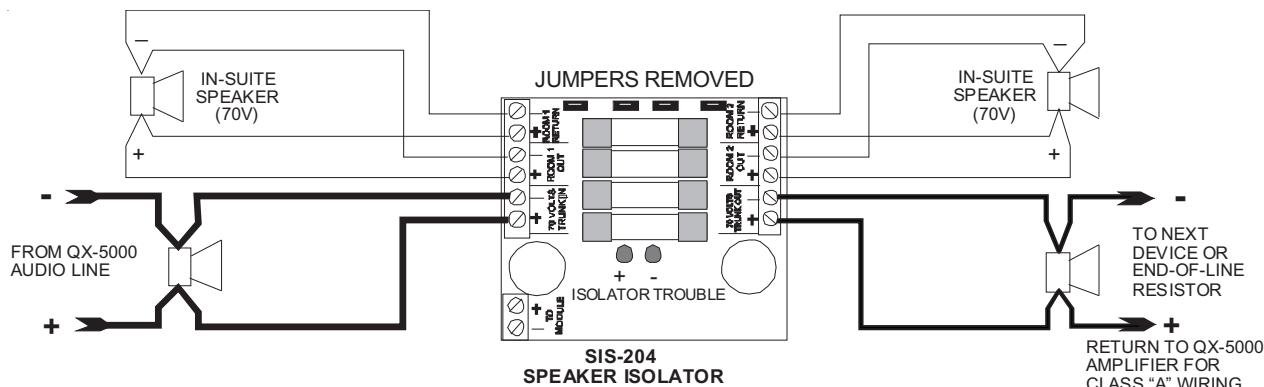
**Standby:** 0.0 A

**Open circuit on (+) or (-) side:** 200uA

**Open circuit on both sides:** 100uA

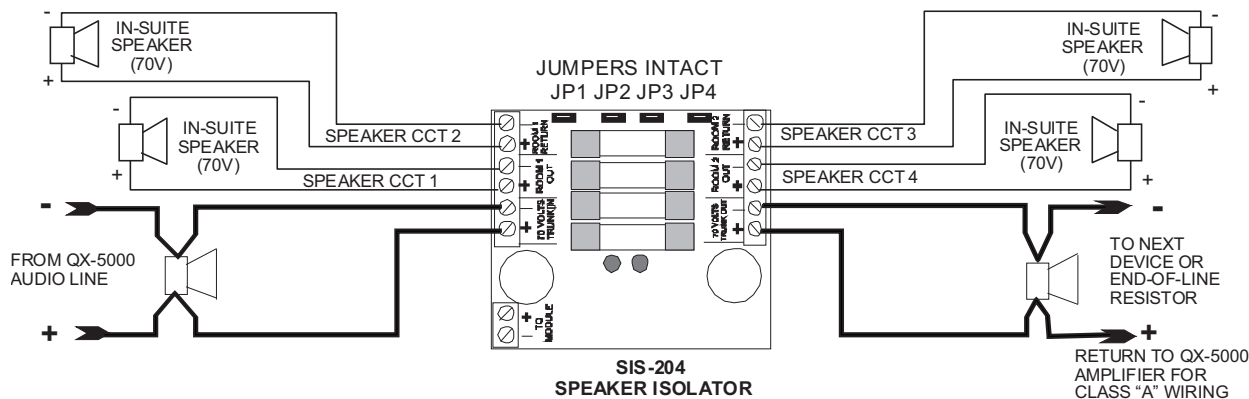
## Typical Wiring Diagrams

### Typical Wiring of the SIS-204 Speaker Isolator Module in a Supervised Configuration



THE (+) LED WILL BLINK FOR AN OPEN ON THE POSITIVE SIDE OF THE IN-SUITE SPEAKER, SIMILARLY, THE (-) LED BLINKS FOR AN OPEN CIRCUIT ON THE NEGATIVE SIDE OF THE IN-SUITE SPEAKER.

### Typical Wiring of the SIS-204 Speaker Isolator Module in a Non-Supervised Configuration



**Note:** Mircom does not recommend the installation of unsupervised signal circuits. Mircom recommends that occupants follow proper measures for fire procedures for their premises.

Mircom recommends that all suite isolators should be mounted outside of the suite they are protecting.

## Ordering Information

Model	Description
SIS-204	Speaker Isolator Module

NOT TO BE USED FOR INSTALLATION PURPOSES.



**Canada**  
25 Interchange Way  
Vaughan, Ontario L4K 5W3  
Telephone: (905) 660-4655  
Fax: (905) 660-4113

**U.S.A.**  
4575 Witmer Industrial Estates  
Niagara Falls, NY 14305  
Toll Free: (888) 660-4655  
Fax Toll Free: (888) 660-4113

Web page: <http://www.mircom.com> Email: [mail@mircom.com](mailto:mail@mircom.com)

Distributed by:

ISO 9001:2008  
REGISTERED



CAT. 5222  
Rev. 6