

VEVOR[®]

TOUGH TOOLS, HALF PRICE

Technical Support and E-Warranty Certificate

www.vevor.com/support

MOBILE BASE

MODEL: GZB88094

We continue to be committed to provide you tools with competitive price.

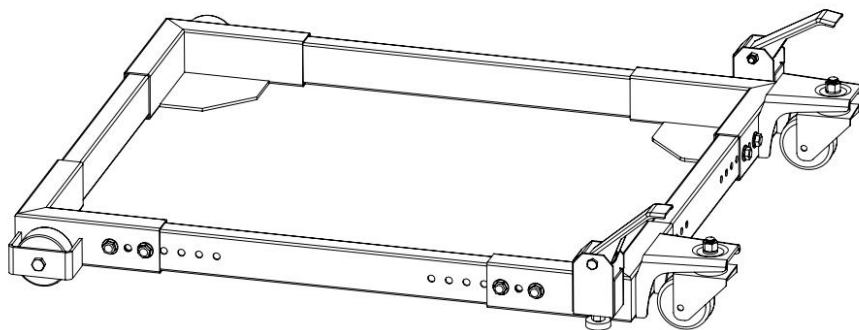
"Save Half", "Half Price" or any other similar expressions used by us only represents an estimate of savings you might benefit from buying certain tools with us compared to the major top brands and does not necessarily mean to cover all categories of tools offered by us. You are kindly reminded to verify carefully when you are placing an order with us if you are actually saving half in comparison with the top major brands.

VEVOR®

TOUGH TOOLS, HALF PRICE

MOBILE BASE

MODEL: GZB88094



NEED HELP? CONTACT US!

Have product questions? Need technical support? Please feel free to contact us:

Technical Support and E-Warranty Certificate
www.vevor.com/support

This is the original instruction, please read all manual instructions carefully before operating. VEVOR reserves a clear interpretation of our user manual. The appearance of the product shall be subject to the product you received. Please forgive us that we won't inform you again if there are any technology or software updates on our product.

SAFETY INSTRUCTIONS



WARNING: Read and understand this manual before assembling, installing, operating, or servicing this product. Failure to follow these warnings and instructions can cause death, personal injury or damage to valuable property.

1. Please do not put it near flammable materials.
2. It is forbidden to carry people under any condition.
3. This product cannot be used to go up or down stairs.
4. Overload is strictly prohibited.
5. Don't move too fast when passing pothole areas.

SAVE THESE INSTRUCTIONS

MODEL AND PARAMETERS

Material: Alloy Steel

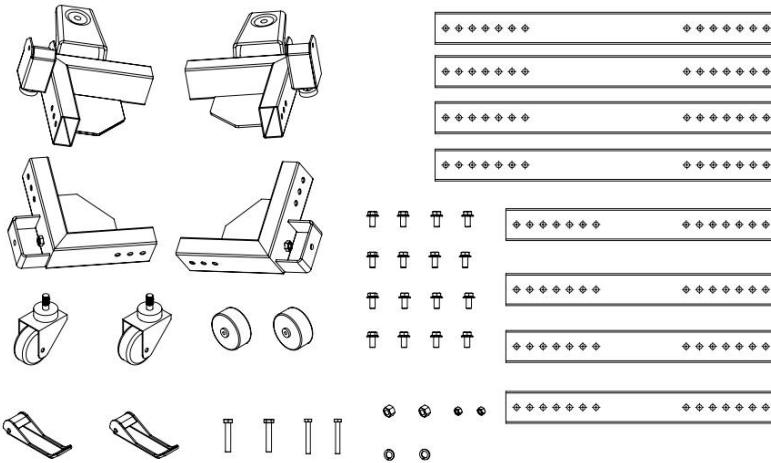
Product size: Minimum 20.75x23.75 inches, maximum 28x33.5 inches

Load capacity: 1500 lbs max.

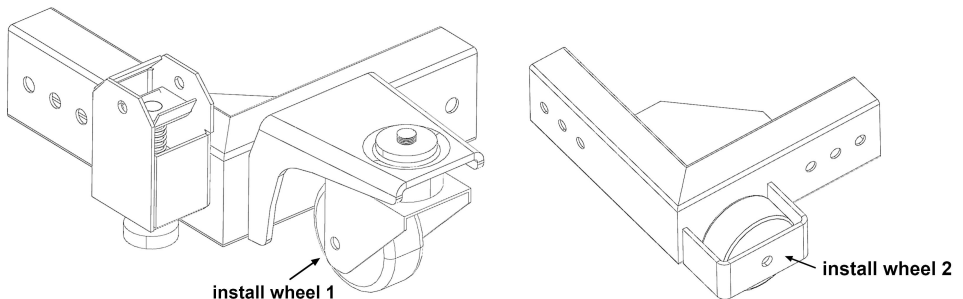
Note: When adjusting the mobile base to the maximum installation size, it cannot be used with the maximum load capacity.

ASSEMBLY AND USE

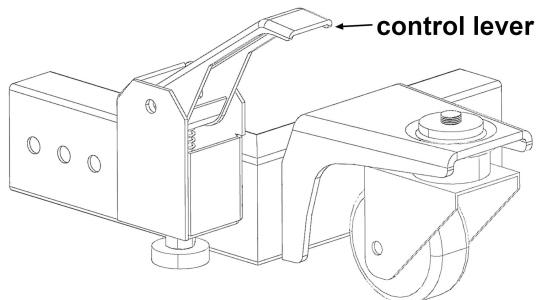
1. Get everything ready.



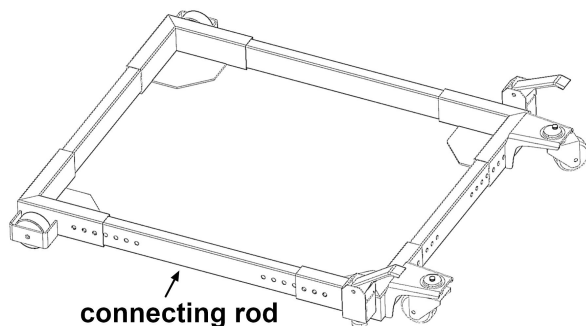
2. Select the appropriate bolts and nuts to secure the wheels.



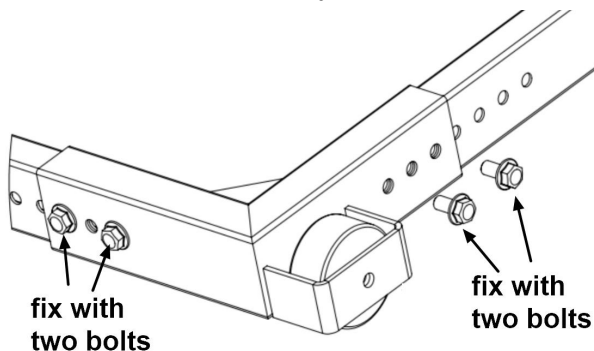
3. Select the appropriate bolts and nuts to secure the control levers.



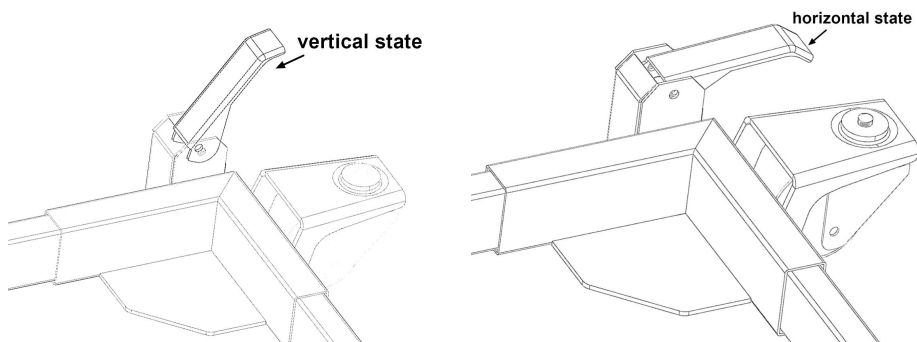
4. Install the connecting rods, and adjust the connecting rod's hole position according to the object's size to be transported.



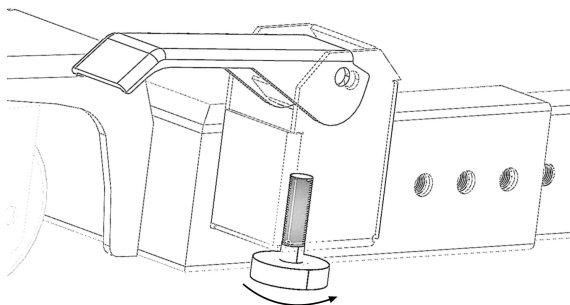
Note: In order to ensure the connection strength, the connection position needs to be fixed with two bolts, not only one.



5. Adjust the control lever to a vertical state when pushing and pulling objects. After moving to the proper position, re-adjust the control lever to the horizontal state.



6. Adjust the mobile base to be level by rotating the supporting feet.



MAINTENANCE

1. Avoid prolonged exposure to the sun to avoid aging.
2. Inspect accessories for wear, cracks and other damage before use, and replace defective accessories immediately.

Address: Baoshanqu Shuangchenglu 803long 11hao 1602A-1609shi
Shanghai

Imported to AUS: SIHAO PTY LTD, 1 ROKEVA STREETEASTWOOD
NSW 2122 Australia

Imported to USA: Sanven Technology Ltd, Suite 250, 9166 Anaheim
Place, Rancho Cucamonga, CA 91730

EC	REP
-----------	------------

SHUNSHUN GmbH
Römeräcker 9 Z2021, 76351
Linkenheim-Hochstetten, Germany

UK	REP
-----------	------------

Pooledas Group Ltd
Unit 5 Albert Edward House, The
Pavilions Preston, United Kingdom

Made In China

VEVOR[®]

TOUGH TOOLS, HALF PRICE

Technical Support and E-Warranty Certificate

www.vevor.com/support