



# **User Manual**

## **HDMI2.1 4X1 SWITCH**

4K@120Hz 4:4:4 8bit VRR, ALLM  
Dolby Vision,Dolby Atmos  
SPDIF Optical Audio Output  
EZ-SW41HA21

**Make Installation Easy**


## OVERVIEW

EZ-SW41HA21 is a 4x1 HDMI2.1 switch with Ultra HD 4K@120Hz support. It supports HDMI 2.1 specification features including data rates up to 4K@120Hz 4:4:4 8bit, VRR, ALLM, HDR and HDCP2.3, Deep Color, 3D, Lip Sync, and HD lossless Audio/Video formats. And Audio DE-embed, Optical Audio out without TV connected. HDMI switch allows 4 HDMI ports to be switched to a single display terminal via remote control or buttons on unit.

# FEATURES

- Supports HDMI 2.1 4K@120Hz 4:4:4 8bit HDR, HDCP 2.3
- Supports Dolby vision,VRR, ALLM
- Supports EDID copy, multiple EDID setting for compatibility
- Supports 3D, Support deep color 30bit, 36bit
- Supports Blue-Ray 24/50/60fs/HD-DVD/xvYCC
- Supports HDMI signal re-timing, never lose quality
- Plug and Play; No driver required; Installs in minutes
- Support CEC ('AUDIO OUT SELECT' MUST SET TO 'CEC/DVD')
- Optical out support ARC ('AUDIO OUT SELECT' MUST SET TO 'ARC')

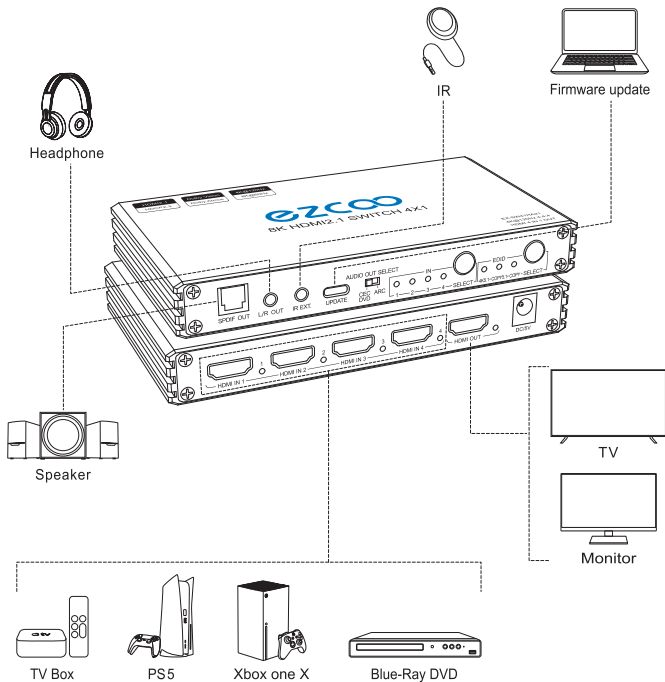
# PRODUCT DIAGRAM



## Package Accessories:



- ① HDMI Switch x1
- ② User Manual x1
- ③ Reusable Cable Tie x2
- ④ Power adapter x1
- ⑤ IR remote control x1
- ⑥ IR extender cable x1

# INSTALLATION



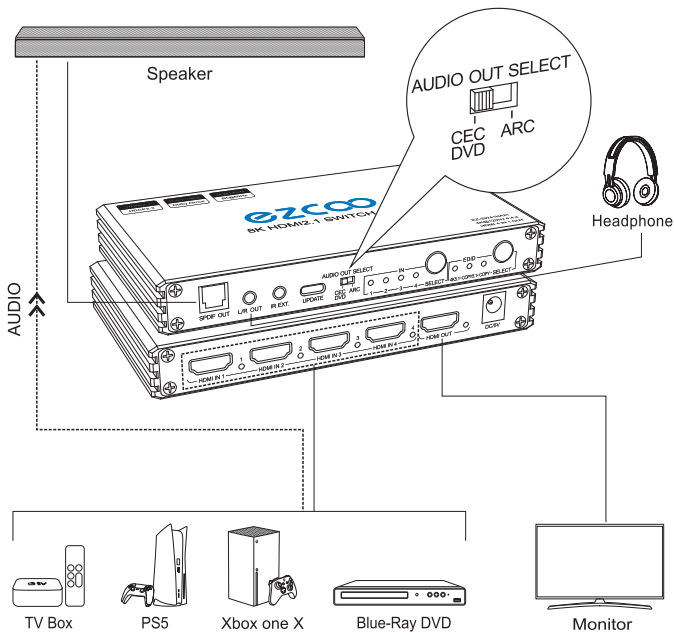
- 1.Connect each HDMI Source device to HDMI Switch's Input port with certified HDMI2.1 cable(<3M).
- 2.Connect Display Device (Such as monitor or projector) to the HDMI Switch's Output port with certified HDMI2.1 cable(<3M).
- 3.Plug the power adapter into the HDMI switch power port.

## AUDIO OUT SELECT

AUDIO OUT SELECT		
<p>AUDIO OUT SELECT</p>  <p>CEC DVD    ARC</p>	CEC DVD	Optical and L/R will output audio from HDMI inputs;CEC will pass through
<p>AUDIO OUT SELECT</p>  <p>CEC DVD    ARC</p>	ARC	Optical and L/R will output audio from TV Apps

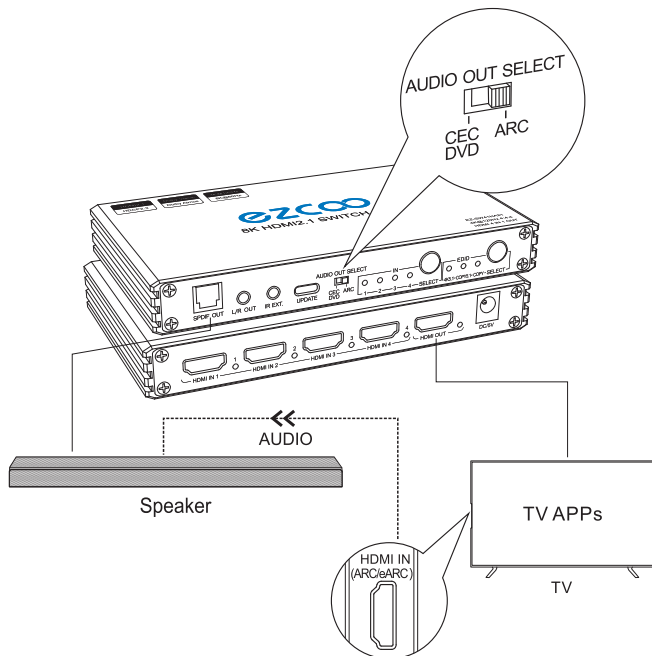
# AUDIO OUT SELECT SET TO CEC/DVD

----- Audio from HDMI INPUT, CEC Bypass



# AUDIO OUT SELECT SET TO ARC

----- Audio from TV Apps





# SPECIFICATIONS

HDMI version	HDMI 2.1	HDCP version	HDCP 2.3
HDMI resolution	8k/4K/1080p/1080i/720p/576p/576i/480p/480i	Video format	24bit/30bit/36bit
Audio format	Dolby true HD/DTS-HD/DTS5.1/Dolby AC3/DSD		
Input/Output TMDs signal	0.5~1.5Volts p-p(TTL)	Max working current	2A
Input/Output DDC signal	5Volts p-p (TTL)	Operating Humidity range	5 to 90%RH (No Condensation)
Power adapter format	Input AC 100V-240V/ 50HZ,60HZ; Output: 5V2A	Operating Temperature range	(-15 to +55°C)
Dimension (LxWxH)	150*83.3*20 (mm)	Weight	220g

## USING TIPS

- Re-powering and unplugging the HDMI cable is a common troubleshooting method.
- Please use qualified or brand-new HDMI 2.1 standard cable less than 3 meter.
- SPDIF can only support up to 5.1 (no Atmos) if you need 7.1 or Atmos, please use HDMI OUT

# NOTES

**Please use this machine based on below instructions to keep longer lifetime.**

1. The machine should be placed at the spot far away from the Damp, High-Temperature, Dusty, Erosive, and Oxidant environment.
2. All parts will be free from the strong shake, hit, fall.
3. Touching the device with the wet hands is prohibited.
4. Please turn power off when machine is not used for long time.
5. Please do not open the cover and do not touch the inside parts.
6. Please use the original factory power adaptor.
7. Before power on, please check the connection cable carefully. And make sure that all interfaces are normally connected.

# DISCLAIMERS

The information in this manual has been carefully checked and is believed to be accurate. EZCOO TECHNOLOGY INC. assumes no responsibility for any infringement of patents or other rights of third parties which may result from its use. EZCOO TECHNOLOGY INC. assumes no responsibility for any inaccuracies that may be contained in this document. EZCOO TECHNOLOGY INC. also makes no commitment to update or to keep current the information contained in this document. EZCOO TECHNOLOGY INC. reserves the right to make improvements to this document and/or product at any time and without notice.

# CONTACTS

When you need any technical assistance, please send e-mail to [support@easycoolav.com](mailto:support@easycoolav.com)

Visit to learn more.

<https://www.easycoolav.com>



---

EZCOO TECHNOLOGY INC  
support@easycoolav.com  
<https://www.easycoolav.com>