

nutrarchef™



Visit Our Website



SCAN ME
nutrarchefkitchen.com

PWIRBBQ90

Wireless BT BBQ Thermometer

USER GUIDE

About NutriChef

A mission born out of need

NutriChef was created on the principle that healthy home cooking should be attainable to all, regardless of skill level and economic status. Starting in 2014, we noticed the disconnect in our lives and in the lives of those around us. We were so busy, always rushing forward, and our health and personal lives suffered. We needed to find some way to slow down and put our health first, all without sacrificing convenience or taste. Could we somehow create healthier versions of our favorite foods, easily in our own kitchens? The answer was a resounding yes, and NutriChef was born.

We create products that make life a little easier and a little healthier

Our brand was created out of a desire to provide an alternative to fast food convenience and reintroduce people to home cooking. A healthy home-cooked meal is what brings families and friends together. We believe strongly in the value of simple pleasures. An evening spent cooking and sharing a meal of wholesome, nourishing foods is a memory in the making.

We believe a moment shared is priceless

Today, we have built upon our original mission and now in addition offer products that make the art of entertaining a simpler one. Entertaining and hosting family and friends are one of the great joys of life. Why waste a moment stuck in the kitchen? We offer products that free you up to socialize, while never sacrificing quality or taste.



Features:

- Smart Digital BBQ Thermometer
- Wireless Remote Food Temperature Display
- Get Connected with the App & Monitor Temps from the Couch
- Prepare Savory Meals with Accurate & Reliable Temp Readings
- Perfect for Backyard BBQ Grilling & Smoking Meats
- Simple & Hassle-Free Operation
- Portable, Battery Operated Wireless Thermometer Design
- Digital LCD Display Screen for Convenient Temp Readout
- Single Probe Temp Gauge Style
- Stainless Steel Probe Tip for Easy Clean-Up
- Selectable Temp Units: Fahrenheit / Celsius
- Used for Meat, Chicken, Beef, Steak, Fish & More
- *Avoid Placing Directly Over Open Flames

The 'EasyBBQ' App:

- Easy Setup, Simple Pairing
- Works with All of Today's Latest Devices
- Displays Real-Time Cooking Temp
- Unique 'Target Temperature' Setting
- View Your Temperature History Timeline
- Alarm & Alert Notifications
- Free to Download
- Available for iPhone & Android

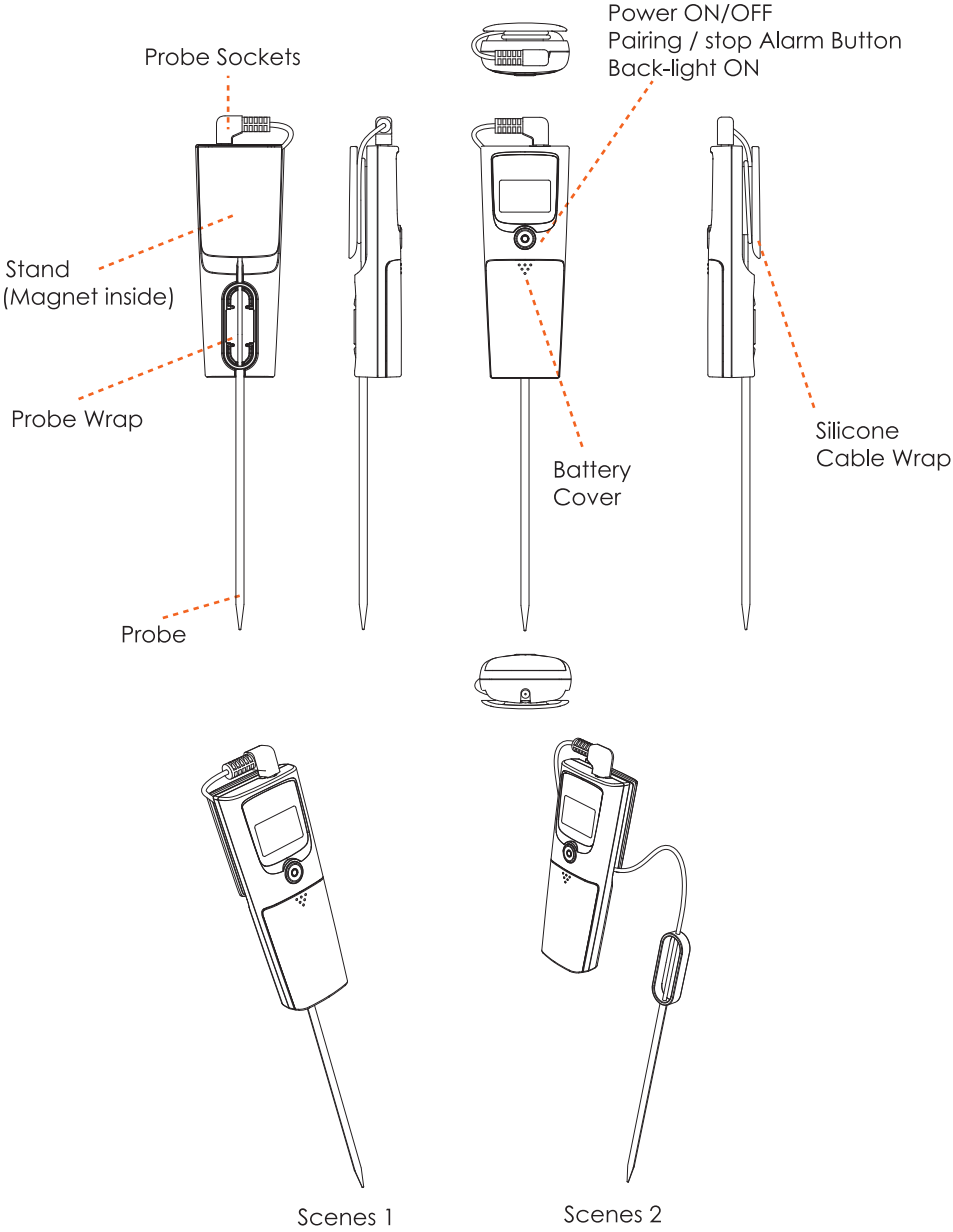
What's in the Box:

- Smart BBQ Thermometer
- (2) 'AAA' Batteries

Technical Specs:

- Temperature Measuring Range: 32-572 °Fahrenheit (0-300 °C)
- Wireless Range: Up to 150' ft.
- Bluetooth Support: Version 4.0 & Later
- Smartphone Support: iPhones 4s & Later, Android 4.3 & Later
- Construction Material: Stainless Steel, Engineered ABS
- Battery Operated: Requires (2) x 'AAA' Batteries, Included
- Assembled Dimensions (L x W x H): 9.05" x 1.57" x 0.98" -inches

This thermometer is not a standard Bluetooth device.
Please do not try to connect it through the Bluetooth device list on your smartphone's operating system. If a PIN code is required, cancel it and pair the thermometer through the app.



Download the APP

Search for the keyword "**easyBBQ**" in the App Store or Google Play, or scan the QR code with your phone.

Download and install it for free.

Make sure your phone meets the following requirements:

- iPhone 4S and later models
- iPod Touch (5th generation), iPad (3rd generation and later models), and all iPad Mini models
- Android devices running version 4.3 or later with Bluetooth 4.0 module



Important Safety Note

Do not place the plastic thermometer body near hot surfaces.

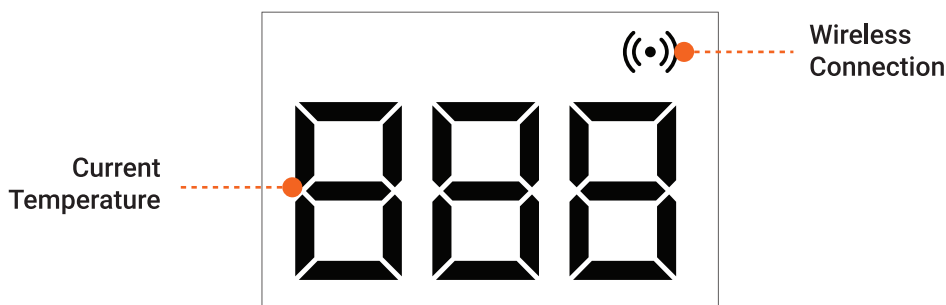
It is not designed to withstand heat from a grill or smoker.

Only the thermometer probes can come into contact with hot surfaces.

Power ON/OFF

- Press and hold the button for more than 3 seconds while the device is OFF to power it on. The LCD display will show "ON."
- Press and hold the button again while the device is ON to power it off.
- When no probe is inserted into the device, it will automatically power off.

Pairing with Your Phone



1. Turn on the thermometer and make sure Bluetooth is enabled on your phone.
2. Launch the app and follow the instructions to pair and activate the device. Press the Pairing/Stop Alarm button on top of the thermometer.
3. Once paired, the connection will remain until you unpair it or switch to another phone.

Inserting the Battery

This device requires 2 AAA batteries.

Follow these steps to insert the batteries:

1. Slide the battery cover open.
2. Insert the batteries, making sure they match the polarity (+/-) as indicated.
3. Slide the battery cover back into place.

Installing the Probe

The device will continuously scan for a probe when powered on.


To get an accurate temperature reading, insert the front tip of the probe into the center of the food.

Enjoy Your BBQ Time!

Select the food type and desired doneness level in the app.

The thermometer and app will display the current and target temperature.

When the food reaches the target temperature, the device and app will sound an alarm.



The app's user interface may change with updates.
Please follow the in-app instructions.

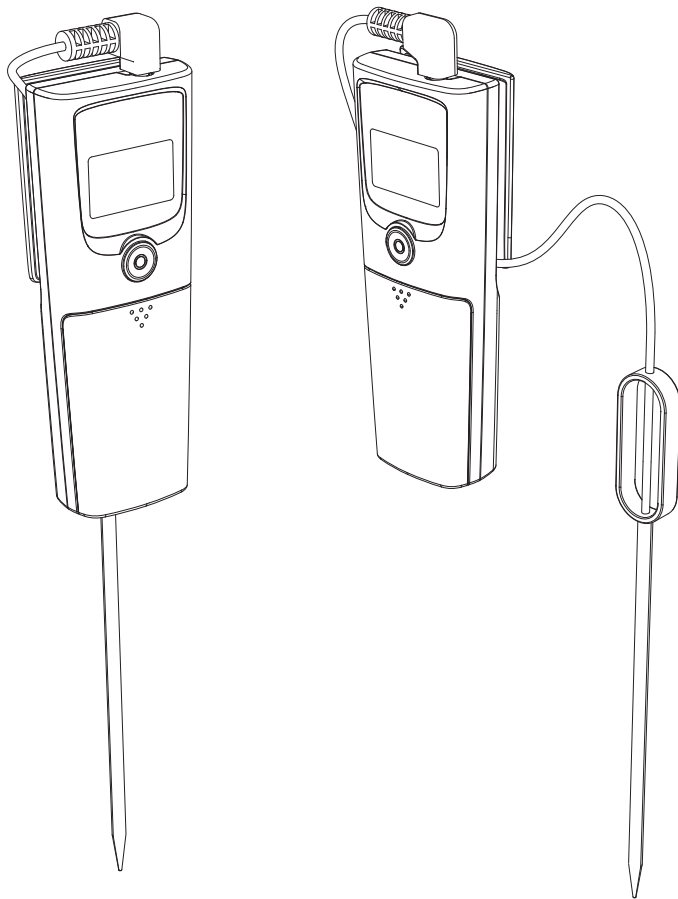
Two Ways to Use the Thermometer

1. Instant-Read Mode:

Wrap the cable into the unit and use it as a traditional instant-reading thermometer.

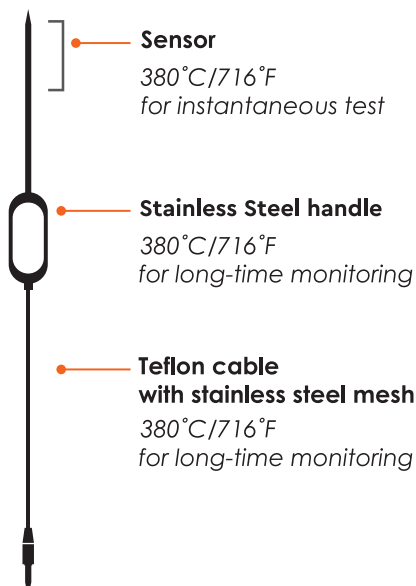
2. Smart Monitoring Mode:

Connect the probe to the device to monitor food temperature in real time through the app.



WARNING

- The heat resistance varies across different parts of the probe.
- DO NOT place the probe directly in fire or flames.
- DO NOT put the probe wrap in the oven—it will melt!
- Probes are NOT dishwasher safe.



Attention: The temperature probes shown in images are for reference only. The actual probes may vary.

This device operates under the following conditions:

1. It must not cause interference.
2. It must accept any interference received, including interference that may cause undesired operation.

"App Store" is a service mark of Apple Inc.

"Google Play" is a service mark of Google Inc.

California Prop 65 Warning

WARNING:

This product may expose you to chemicals, which is known to the state of California to cause cancer, birth defects and other reproductive harm. Do not ingest.

For more info go to: www.P65warnings.ca.gov

FCC INFORMATION

WARNING:

Changes or modifications not expressly approved by the party responsible for compliance could void the user's authority to operate the equipment.

NOTE: This equipment has been tested and found to comply with the limits for a Class B digital device, pursuant to Part 15 of the FCC Rules. These limits are designed to provide reasonable protection against harmful interference in a residential installation. This unit generates, uses, and can radiate radio frequency energy, and if not installed and used in accordance with the instructions, may cause harmful interference to radio communications. However, there is no guarantee that interference will not occur in a particular installation. If this equipment does cause harmful interference to radio or television reception, which can be determined by turning the equipment off and on, the user is encouraged to try and correct the interference by one or more of the following measures:

- Reorient or relocate the receiving antenna.
- Increase the separation between the equipment and receiver.
- Connect the equipment to an outlet on a circuit different from that to which the receiver is connected.
- Consult the dealer or an experienced radio/TV technician for help.

This device complies with Part 15 of the FCC Rules. Operation is subject to the following two conditions:

1. This device may not cause harmful interference.
2. This device must accept any interference received, including interference that may cause undesired operation.

Register Product

Thank you for choosing Nutrichef. By registering your product, you ensure that you receive the full benefits of our exclusive warranty and personalized customer support. Complete the form to access expert support and to keep your Nutrichef purchase in perfect condition.

Start Here



Model Number:

PWIRBBQ90

nutrichefkitchen.com/pages/register

nutrichef™



Questions or Comments?

We are here to help!

Phone: 1.718.535.1800

nutrichefkitchen.com/ContactUs