

NXP WIRELESS SOLUTIONS: KW41Z WITH BLE AND THREAD

ANTHONY HUERECA

AMF-CNS-T2642 | JUNE 2017



SECURE CONNECTIONS
FOR A SMARTER WORLD

NXP and the NXP logo are trademarks of NXP B.V. All other product or service names are the property of their respective owners. © 2017 NXP B.V.
PUBLIC



NXP Value Proposition for the IoT Market

LOW POWER



- Ultra-efficient dynamic power
- Ultra-low static power consumption with full SRAM retention
- Low-power peripherals
- Tools for low power design, e.g. power estimation, power profiler, and consumption calculator

SECURE



- Multiple levels of scalable security for ultimate flexibility and protection
- Ensuring communications, software and physical systems are protected from today's threats

CONNECTIVITY



- State-of-the-art RF performance
- Choice of connectivity to fit application
- Interoperable connectivity
- Integrated RF transceivers supporting Bluetooth Smart, IEEE 802.15.4, Thread and Zigbee

USER EXPERIENCE



- 'Tap-N-Pair' NFC Commissioning for best-in-class consumer experience
- Bring voice detection & triggering features to wide range of products

QUICK TO MARKET



- Complete kits simplify design and lower risk – get to final product design quickly
- Full ecosystem including application software and cloud connectivity

NXP Solutions for IoT

NXP products and solutions for:

- Microcontrollers & Microprocessors
- Connectivity: Bluetooth Smart, 802.15.4, Thread, zigbee
- Near Field Communications (NFC)
- Secure Element

Targeted solutions for:

- Simplified device commissioning
- Secure commissioning and user authentication
- Secure processing/transactions
- Voice recognition and triggering
- Always-on sensor processing
- Interoperable wireless connectivity



NXP Kinetis Wireless Solutions Agenda

- **KW41 Family Overview**
- **Bluetooth Low Energy (BLE)**
- **Thread**
- **BLE+Thread**
- **Wireless Framework**
- **Modular Gateway**

KINETIS
KW41Z/31Z/21Z
WIRELESS MCU



KW41Z Family – Single Chip Solution for the IoT

- ✓ **Multi-Protocol Radio** – High performance radio supporting Bluetooth Smart/Bluetooth Low Energy (BLE) v4.2, Generic FSK and IEEE 802.15.4 (Thread) based standards
- ✓ **Large Memory** – Enough memory to adequately contain desired networking stack(s) with ample room remaining for custom applications
- ✓ **Low Power** – Low transmit, receive and standby currents that maximizes battery life, including standard coin-cells
- ✓ **Complete Enablement** – Fully compliant, certified Bluetooth Low Energy, Thread and 802.15.4 MAC/PHY. Support for Generic FSK, BLE Mesh, SMAC, multiple RTOSes, MCUXpresso SDK and MCUXpresso and IAR IDEs.

Kinetis KW41Z/31Z/21Z

Core/System

- Cortex-M0+ running up to 48 MHz
- Four independently programmable DMA controller channels

Memory

- Up to 512kB Flash
- Up to 128 kB SRAM

Radio

- Support for BLE v4.2, 802.15.4, Generic FSK
- -95 dBm in BLE mode, -100 dBm in 802.15.4 mode
- -30 to +3.5 dBm programmable output power
- 6.8 mA Rx & 6.1 mA Tx (0dBm) current target (DC-DC enabled)
- On-chip balun with single ended bidirectional RF port

Communications/HMI/Timers

- 2xSPI, 2xI2C, LP-UART, GPIO with IRQ capability (KBI)
- Carrier Modulated Timer (CMT) for infrared transmissions
- Hardware Capacitive Touch Sensing Interface (TSI)
- 3xFlexTimer (TPM) with PWM & quadrature decode support
- Low Power (LPTMR), Programmable Interrupt (PIT) and RTC timers

Analog

- 16-bit ADC with integrated temperature sensor and battery monitor
- 12-bit DAC and 6-bit High-speed Comparator

Security

- AES-128 Accelerator and True Random Number Generator
- Advanced flash security

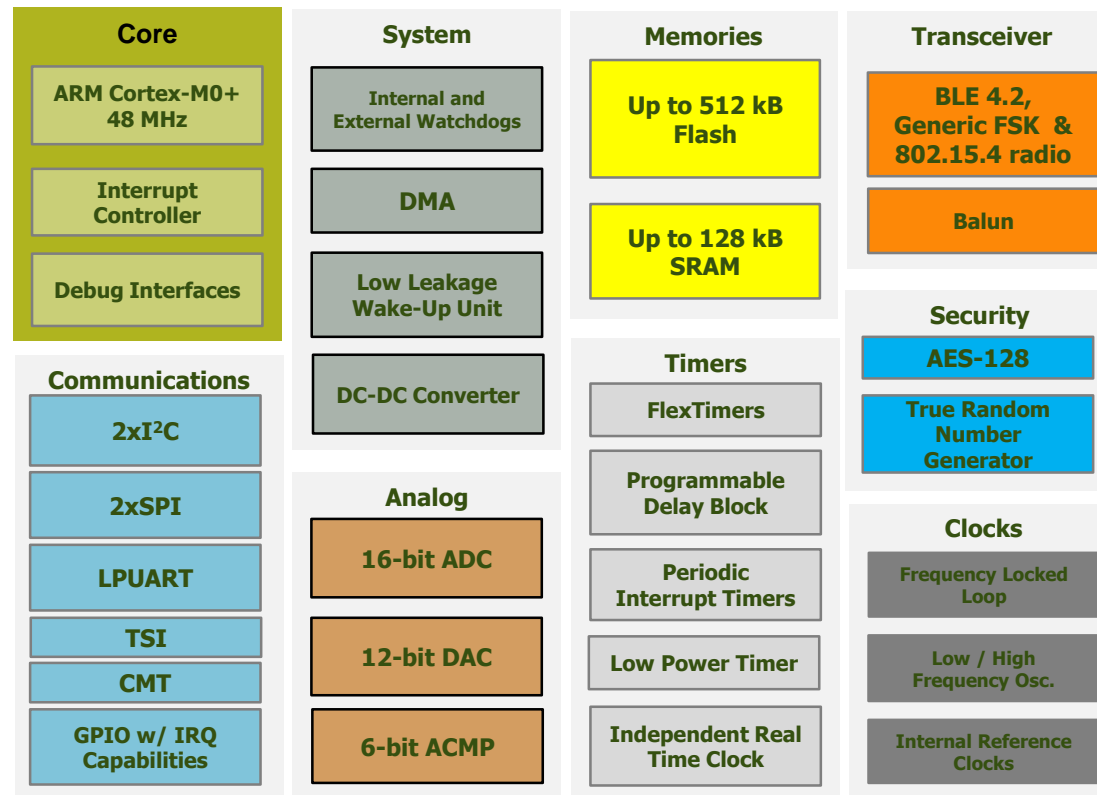
Integrated DC/DC Converter

- Normal: 1.71V to 3.6V
- Buck : 2.1V to 4.2V for coin cell operation
- Boost : 0.9V to 1.795V for single alkaline battery operation

Unique Identifiers

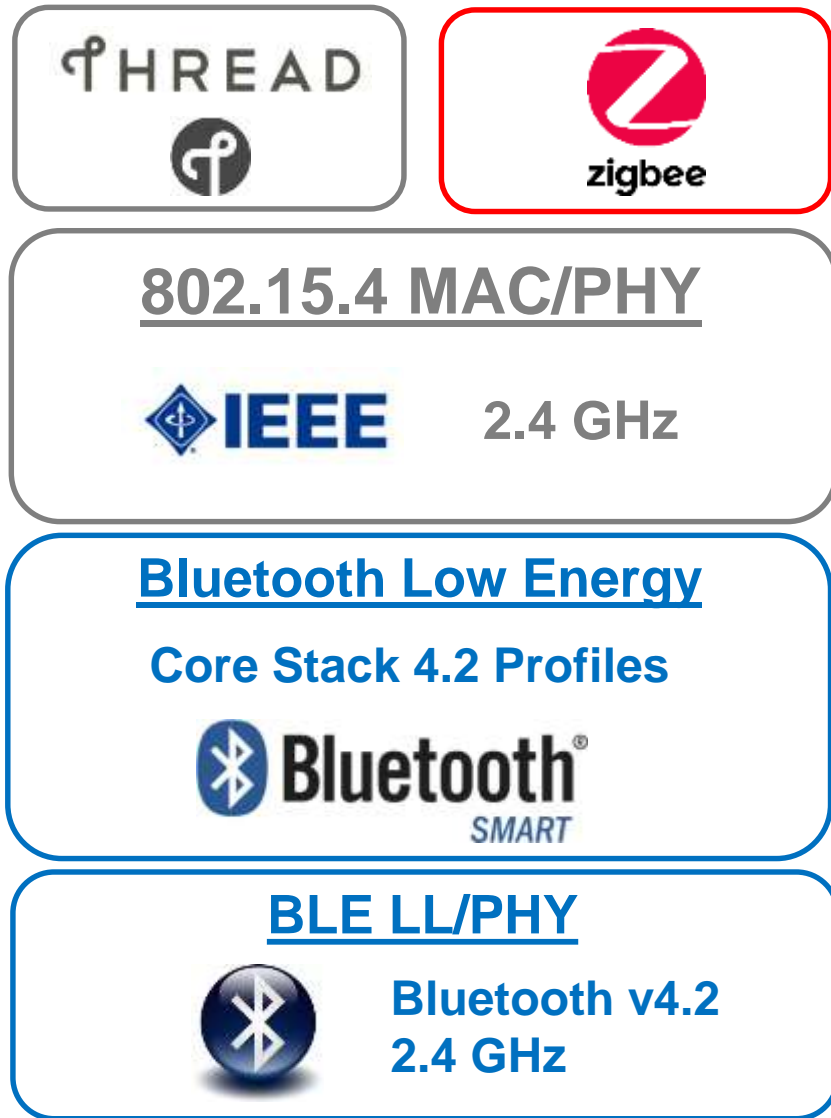
- 80-bit unique device ID programmed at factory
- 40-bit unique media access control (MAC) sub-address can be used for Bluetooth Low Energy or IEEE 802.15.4 MAC Address

-40°C to +105°C (QFN), -40C to + 85C (WLCSP)



Device	Memory (Flash/RAM)	Protocol	Package
MKW21Z512VHT4 MKW21Z256VHT4	512 kB / 128 KB 256 kB / 64 KB	802.15.4	7x7 48-pin Laminate QFN
MKW31Z512VHT4 MKW31Z256VHT4 MKW31Z512CAT4	512 kB / 128 KB 256 kB / 64 KB	BLE v4.2 / Generic FSK	7x7 48-pin Laminate QFN 3.9x3.8 WLCSP (Jun'17)
MKW41Z512VHT4 MKW41Z256VHT4 MKW41Z512CAT4	512 KB / 128 KB 256 KB / 64 KB	BLE v4.2 / Generic FSK / 802.15.4 (Supports concurrent operation)	7x7 48-pin Laminate QFN 3.9x3.8 WLCSP (Jun'17)
Features	Description		
Software and Protocol Stacks	Bluetooth Smart Host Stack & Profiles IPv6 over BLE Generic FSK (250 kbps, 500 kbps, 1Mbps) zigbee 3.0 (December) Thread Stack, IEEE 802.15.4 MAC Thread + BLE Multi-Protocol Stack KSDK, RTOSes, IAR & MCUXpresso Support		

Complete Enablement: Software



- ✓ Qualified Bluetooth Low Energy v4.2 Stack + Application Profiles
- ✓ Thread R1.1 Compliant Network Stack
- ✓ Thread + BLE Combo Stack
- ✓ zigbee 3.0 (December)
- ✓ IEEE 802.15.4 MAC/PHY
- ✓ IPv6 over BLE
- ✓ Generic FSK at 250, 500 and 1000 kbps
- ✓ SMAC w/ Connectivity Test for Regulatory Certification
- ✓ Support for Host MCU and MPU (Linux®) Processors
- ✓ Full integration with MCUXpresso SDK
- ✓ Multiple RTOS, including FreeRTOS and uCOSII (BLE)
- ✓ MCUXpresso IDE
- ✓ IAR Embedded Workbench®

KW41Z/31Z/21Z Targeted Applications

High Connectivity, Portable Devices, Powered Optimized Applications

Security & Proximity



Healthcare / Fitness



Smart Home Home and Building Automation



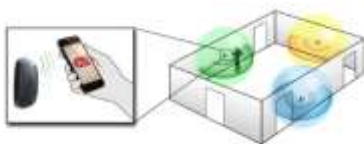
PC Peripherals



Remote Controls



Beacons



Remote Keyless Entry



WIRELESS SOFTWARE STACKS

BLE

Bluetooth Low Energy Host Stack Facts & Figures

- KW41Z Low Memory BLE Stack footprint
 - **80 - 130 kB flash** and **15 - 30 kB RAM** for BLE Stack, Profile and custom application (including KSDK, RTOS and drivers)
 - **90 kB flash** and **5 kB RAM** for bare metal BLE stack
- Runs on a Cortex™ M0+ @32MHz (20% CPU bandwidth max.)
- Compliant to the Bluetooth® LE v4.2 specification
- The host stack can function with virtually **any** BLE v4.0, v4.1, v4.2 **controller**.
- It is **RTOS agnostic** and can run in a non-preemptive mode (bare-metal). Some loop-based scheduling is still required.
- Coexists with the 802.15.4 MAC and upper network stacks in the same **dual mode firmware** for KW41Z
- Support for **embedded** application development or **Hosted** mode (external MCU/MPU)
- **IAR Embedded Workbench** and **MCUXpresso IDE** support

Enablement: Smartphone App – Kinetis BLE Toolbox

BLE Toolbox include support for the following BLE profiles:

- Glucose
- Blood Pressure
- Cycling Speed and Cadence
- Health Thermometer
- Heart Rate
- Proximity
- Running Speed and Cadence

Also includes Beacon monitoring and support for customs profiles, including:

- Over the Air Programming (OTAP)
- Wireless UART

Also supports Thread + BLE

Download today from iTunes App Store (iOS) or Google Play (Android)



IPv6 over BLE

Bluetooth stack:

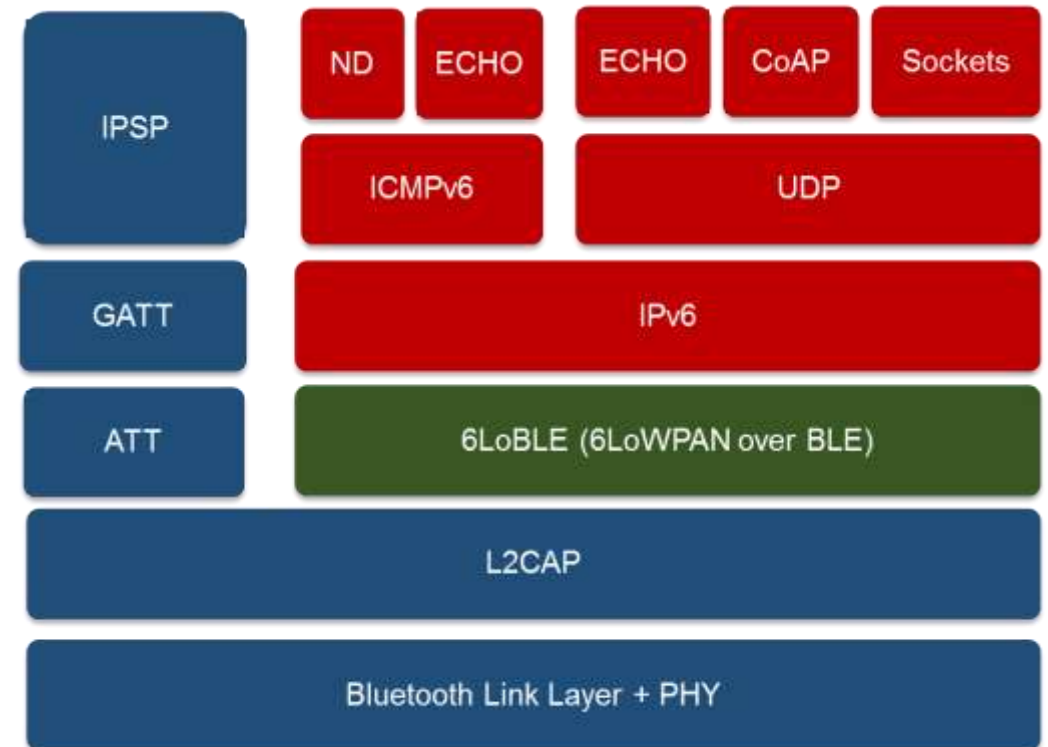
- GATT-based profile Internet Protocol Support Profile (IPSP)
- L2CAP Connection Oriented Channels as bearer for 6lo traffic

Adaptation layer:

- 6LoBLE: optimization of IPv6 packets for Bluetooth

IPv6 Stack:

- ICMPv6, UDP, CoAP, ND, etc.



THREAD

THREAD Overview

IPv6 based

Lightweight and low latency

Not a whole new standard

Collection of existing IEEE and IETF standards

Runs on existing 802.15.4 based products

250+ devices on a PAN

Direct Addressability of devices

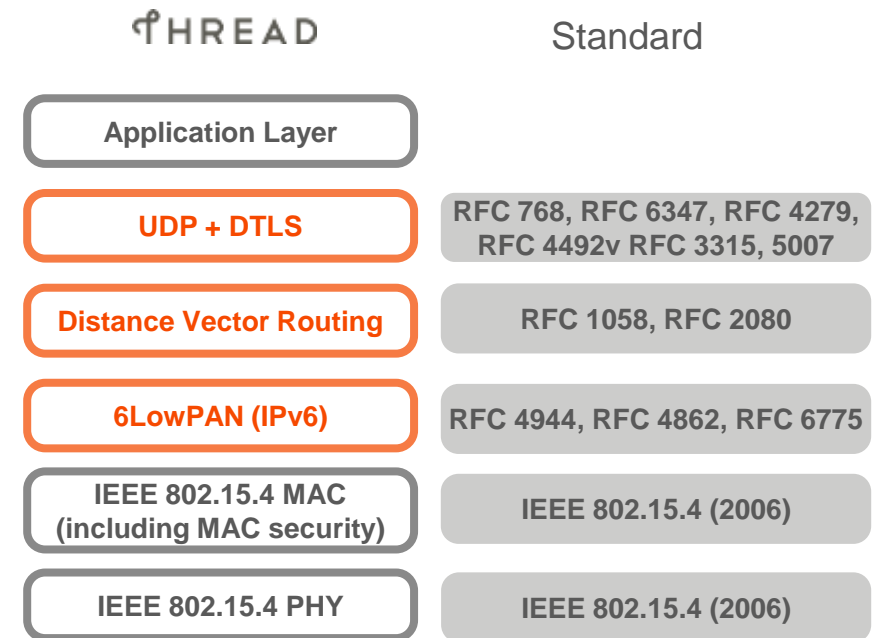
Flexible network with full point to point connectivity of all devices

No single point of failure

Enable low cost bridging to other IP networks

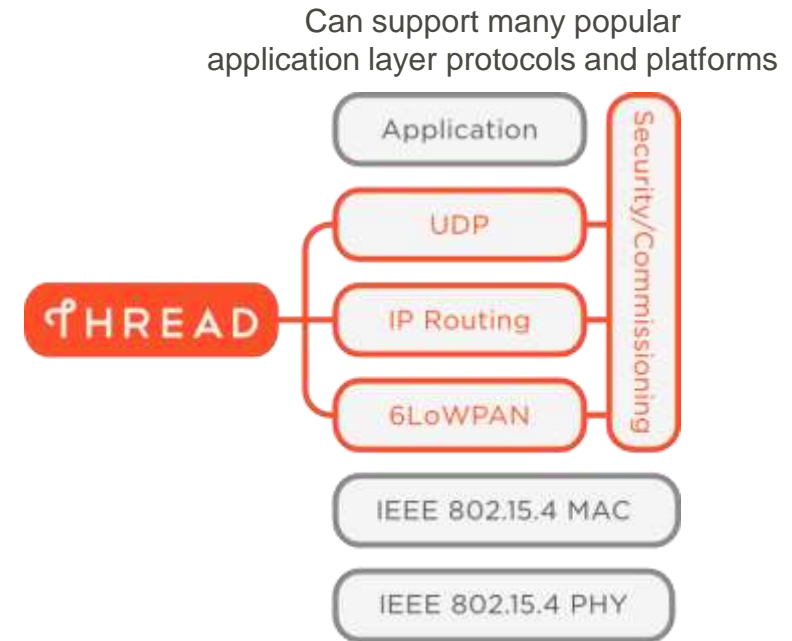
Simple security and commissioning

Low Power support for sleeping devices



Thread

- A secure wireless mesh network for your home and its connected products
 - Built on well-proven, existing technologies
 - Runs on existing 802.15.4 silicon
- Uses 6LoWPAN with IPv6 addressing
- UDP Transport
 - Includes mandatory security architecture
 - Simple and secure to add / remove products
 - Scalable to 250+ products per network
 - Doesn't require dedicated repeaters
 - Designed for very low power operation
 - Overcomes wireless interference



A software upgrade can add Thread to currently shipping 802.15.4 products

Thread Specification is available to Thread Group members

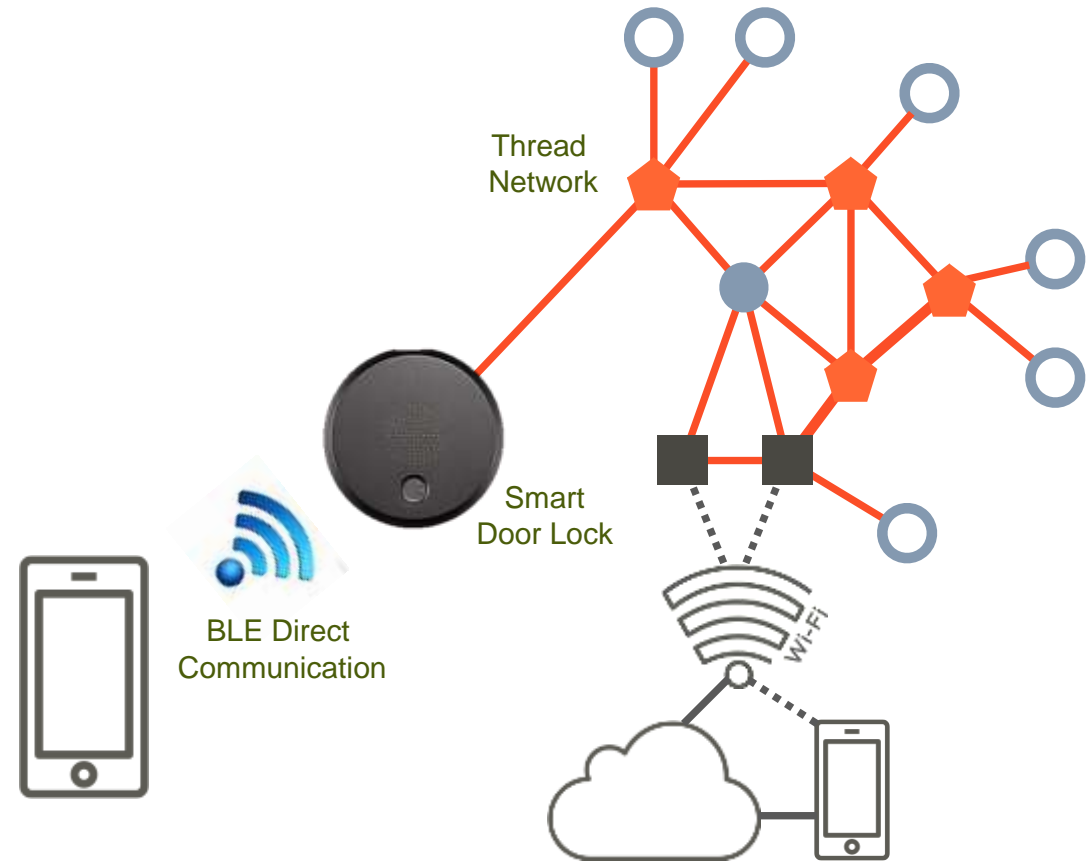
THREAD + BLE



Multi-Protocol Application

Door Lock using Thread and Bluetooth Low Energy

- **Smart Door Lock contains KW41Z Multi-Protocol Radio**
 - Bluetooth Low Energy
 - Thread (802.15.4)
- **Direct and Network Controlled and Monitoring**
 - Out-of-band commissioning of device on Thread network using BLE
 - Control directly from BLE enabled phone
 - Control and monitoring using cloud connected Thread mesh network



Thread + BLE KW41 Demo Application

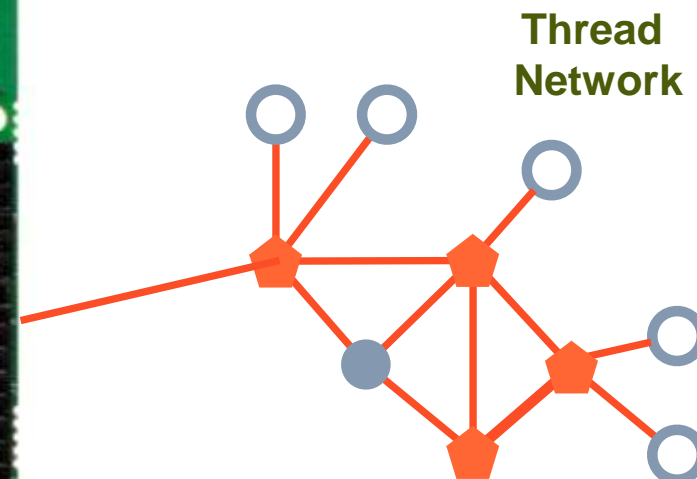
BLE UART to Thread Shell



BLE Direct
Communication



FRDM-KW41Z



KW41Z ENABLEMENT



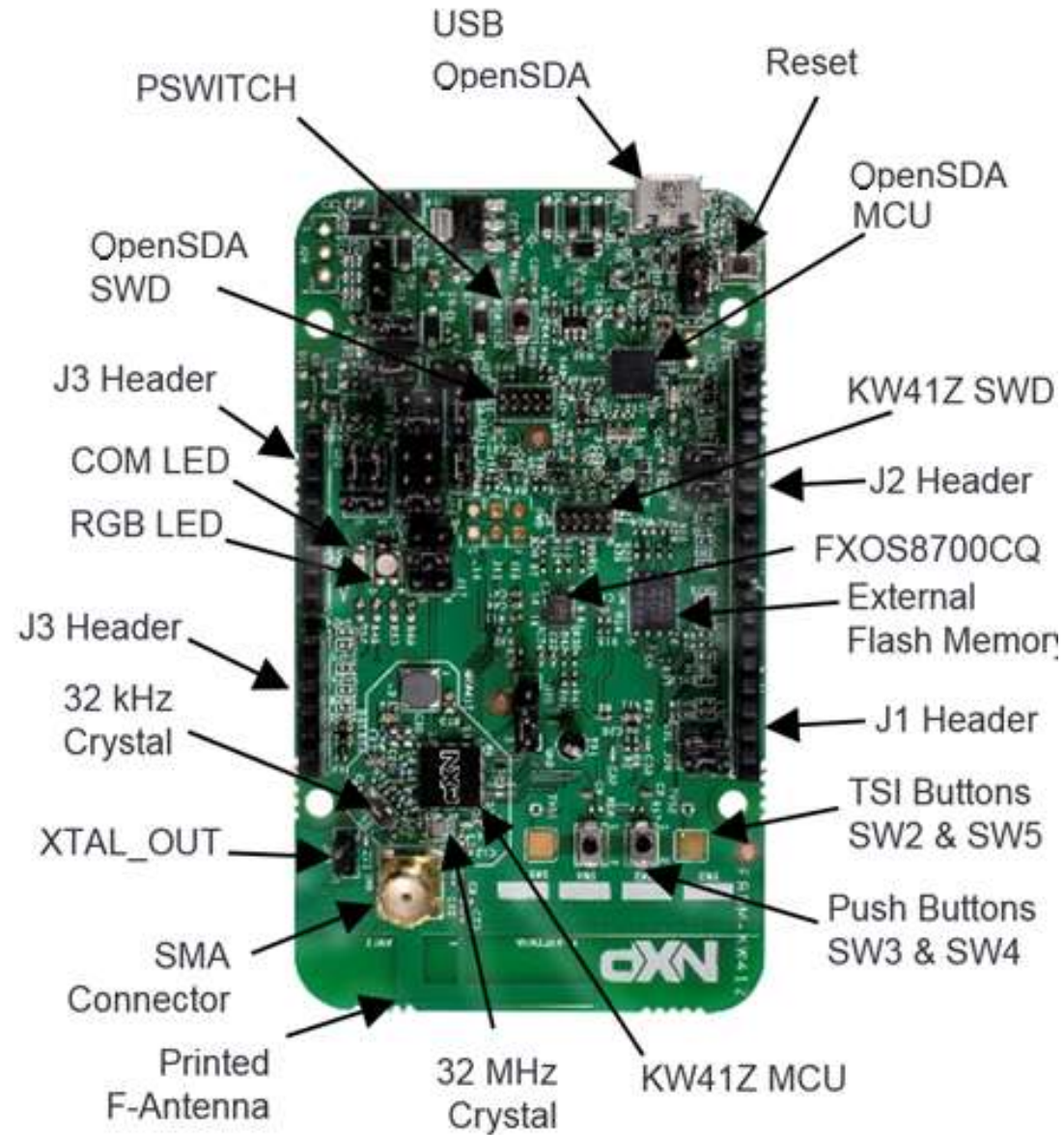
KW41Z Development Hardware

- **FRDM-KW41Z** Freedom Development Hardware
 - Can be configured as Host or Shield for connection to Host Processor
 - Supports all DC-DC configurations
 - PCB inverted F-type antenna
 - Minimum number of matching components
 - FCC Part15 & EN300 328 compliant
 - Serial Flash for OTA firmware upgrades
 - On board NXP FXOS8700CQ digital sensor, 3D Accelerometer ($\pm 2g/\pm 4g/\pm 8g$) + 3D Magnetometer
 - OpenSDA and JTAG debug
 - Full KSDK support
 - Resale \$145 (2 boards/kit)
- **USB-KW41Z** USB Dongle
 - Ideal for BLE/802.15.4 sniffer or connection to PC/Tablet
 - FCC Part15 & EN300 328 compliant
 - Resale \$60





FRDM-KW41Z Hardware Overview



Kinetis KW41Z Connectivity Modules



Rigado
KW41Z512
Arrow



Weptech
KW41Z512
Arrow
EBV



Volansys
KW41Z512



Lierda
KW41Z512
KW31Z256



SMK Japan
KW21Z512



SMK US
KW40Z160
KW41Z512

Not Pictured: Accton (Taiwan), Argenox (AMR), Technexion (Taiwan/Avnet)

Note: See Kinetis W Connectivity Module deck for more details

Introducing ...



MCUXpresso Software and Tools

for Kinetis and LPC microcontrollers

MCUXpresso IDE

Edit, compile, debug and optimize in an intuitive and powerful IDE



MCUXpresso SDK

Runtime software including peripheral drivers, middleware, RTOS, demos and more



MCUXpresso Config Tools

Online and desktop tool suite for system configuration and optimization

Summary: Kinetis KW41Z/31Z/21Z

A true single chip wireless MCU solution for the IoT



Multi-Protocol Radio

- Integrated, high performance radio capable of running two stacks concurrently saving board space, development time and cost.



Large Memory Footprint

- Large Flash and RAM capacity for running networking stack(s), application profiles and customer application.
- Future proof design with over-the-air upgrade support



Low Power

- Low power design to support products that can run for years on small batteries
- Integrated DC/DC converter with buck and boost support



Comprehensive enablement

Certified software stacks, support for professional and complimentary software development tools, development hardware and reference designs for simpler system design, keeping the BOM cost low, system complexity low. and a fast time to market











www.nxp.com/kinetis/wseries

NXP Kinetis Wireless Solutions Agenda

- **KW41 Family Overview**
- **Bluetooth Low Energy (BLE)**
- **Thread**
- **BLE+Thread**
- **Wireless Framework**
- **Modular Gateway**

BLE

Bluetooth[®], SMART, SMART READY?

If a products bears this logo...	It's compatible with products bearing any of these logos...
	  
	 
	 

Bluetooth = Bluetooth Basic Rate/Enhanced Data Rate

Bluetooth Smart = Bluetooth Single Mode = Bluetooth Low Energy

Bluetooth Smart Ready = Bluetooth Dual Mode = Bluetooth Basic Rate/Enhanced Data Rate + BLE

Bluetooth and Bluetooth Low Energy

Bluetooth® “Classic”

Master to client networks (headset to handset, etc)

Low latency, moderate data rates (hundreds kbps)

Good for audio from low-rate voice to streaming music

In billions of handsets all around the world

Bluetooth® Low Energy

Master to client networks (sensing device to handset)

Optimized for “sleepier” sensor devices

- **Improved battery life** 10-20x over Bluetooth classic

When connected, low latency, low- to moderate data rates.

Available in latest handsets

Bluetooth LE v4.2 Features

LE Secure Connections

- Alignment of security levels and features between BT classic & LE
- Key Exchange using Elliptic Curve Diffie-Hellman (ECDH)

LE Privacy v1.2

- Controller based Resolvable Private Addresses (RPAs)

LE Data Length Extension

- Longer payload lengths – up to 244 octets of application payload

IP Connectivity

- IPSP Internet Protocol Support Profile

BLE ARCHITECTURE

BLE System Architecture

Generic Access Profiles (GAP) – what we can do...

Generic Attribute Profile (GATT) – how things are organized

Attribute Protocol (ATT) – protocol for accessing data

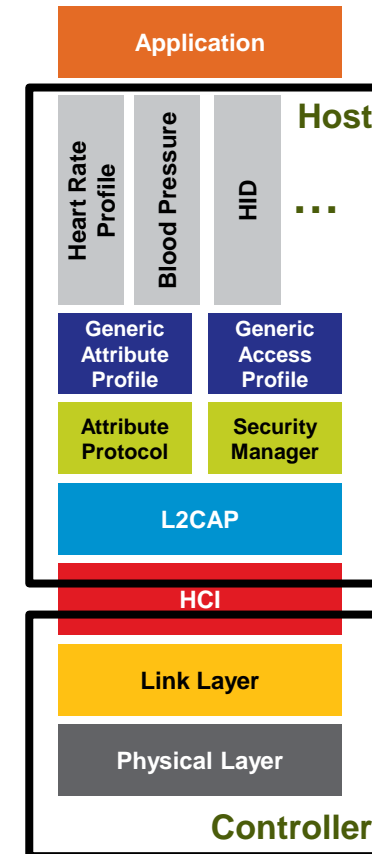
Security Manager (SM) – secures data

Logical Link Control and Adaptation Protocol (L2CAP) – multiplex logical to physical links

Host Controller Interface (HCI) – interface between Host and Controller

Link Layer (LL) – packets and control

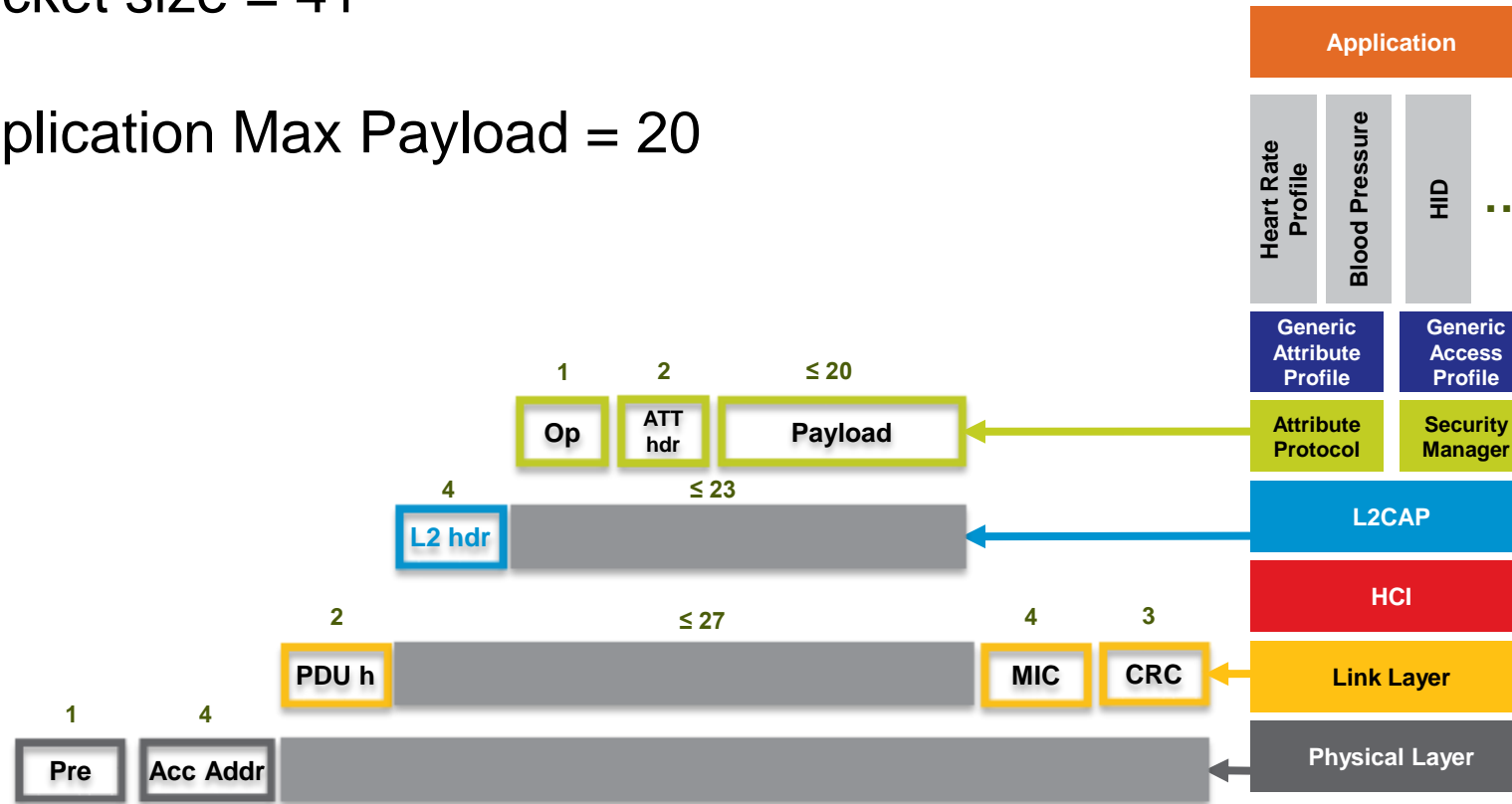
Physical Layer (PHY) – transmits/receives bits



BLE Data Packet

Packet size = 41

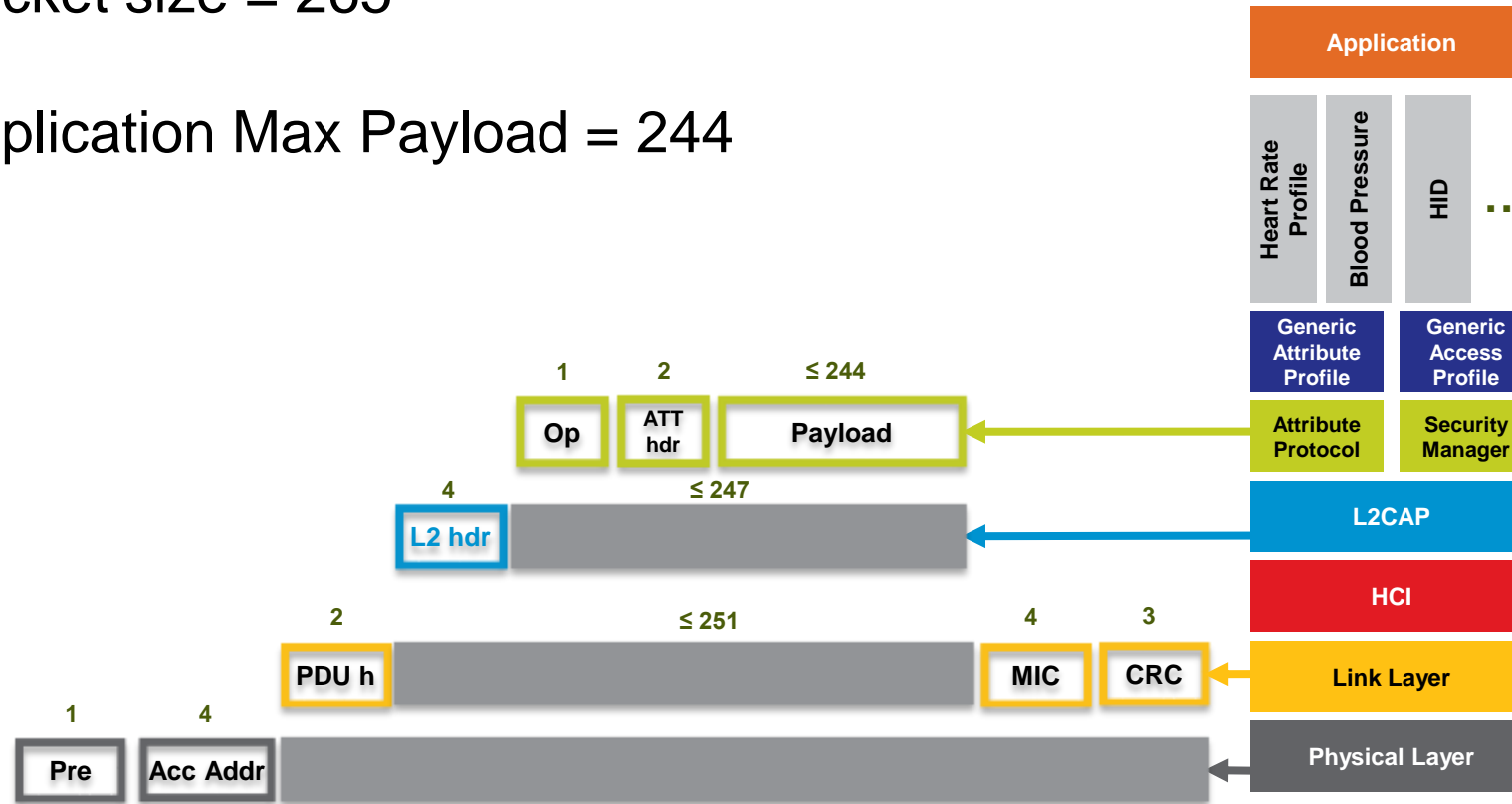
Application Max Payload = 20



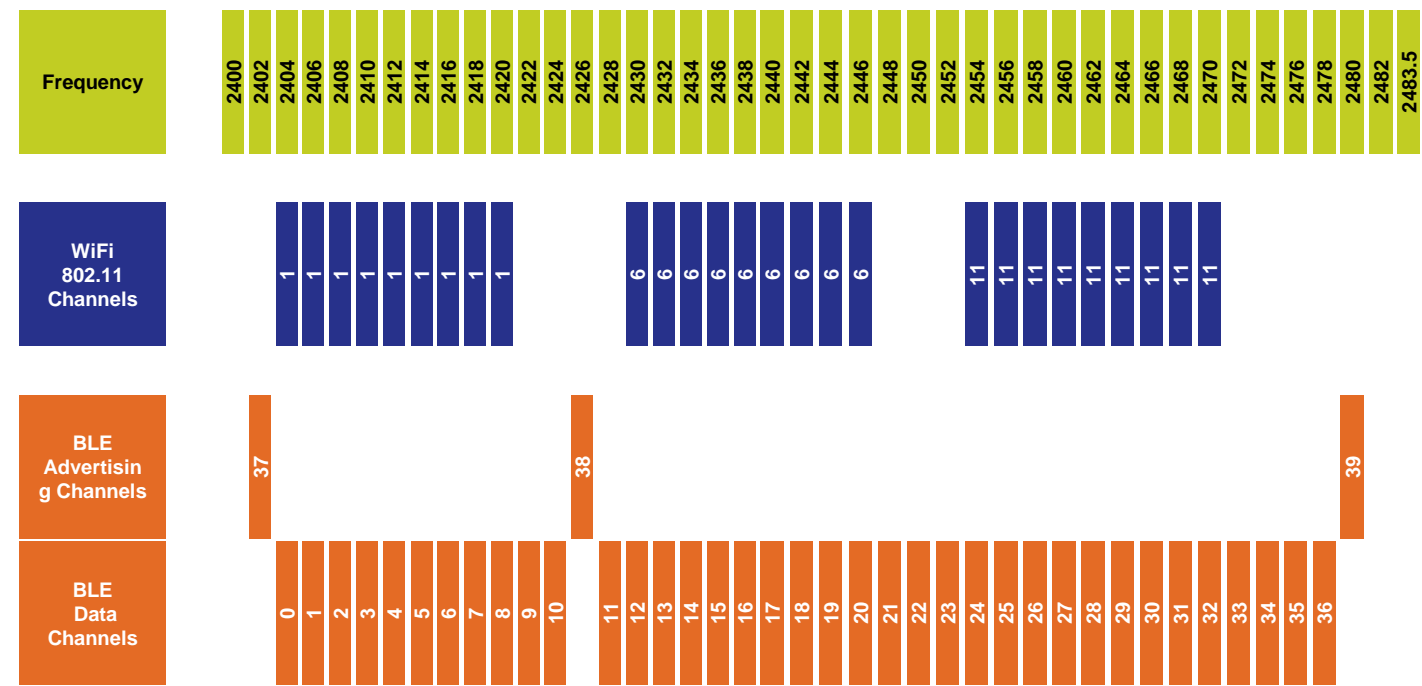
BLE Max Data Packet

Packet size = 265

Application Max Payload = 244



BLE Channel Assignment



BLE Link Layer

Define all connection procedures

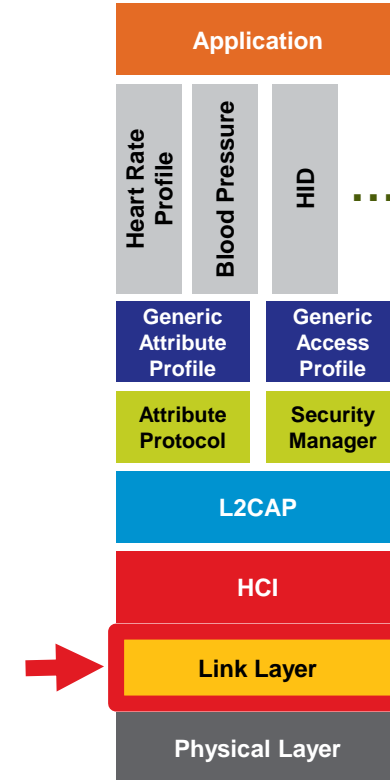
Define the frequency hopping mechanism

Manages the timing events during connection

Determine when a connection is lost

Bit Stream Processing

- CRC, whitening, encryption



BLE Link Layer States

Standby State

Does not transmit or receive packets

Advertising State

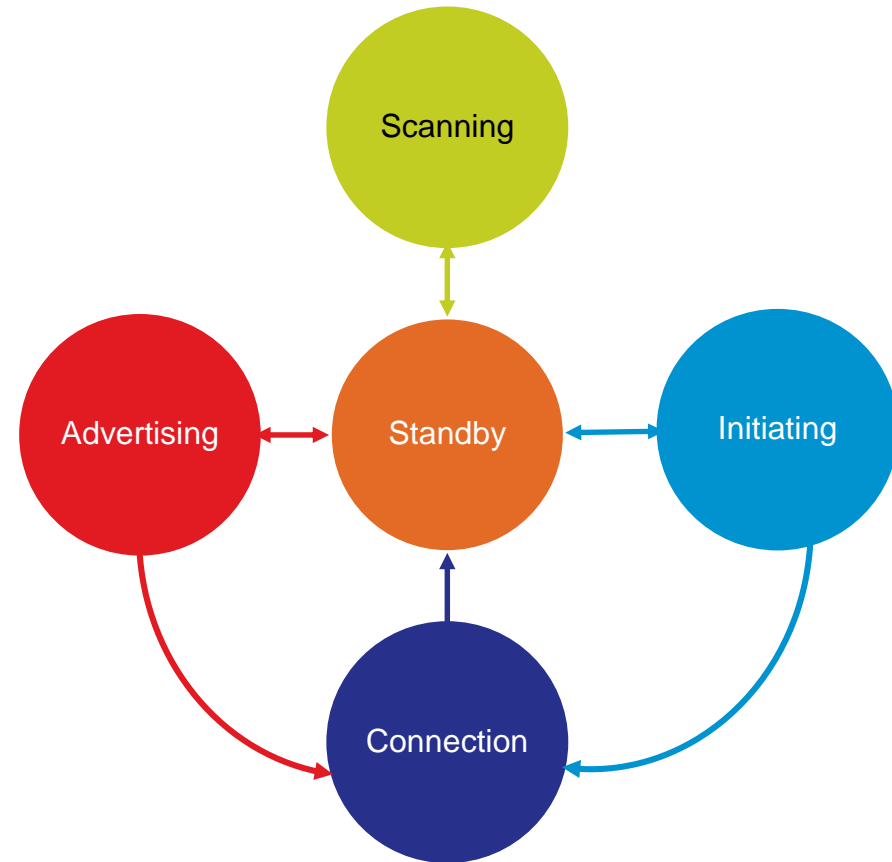
Transmitting advertising channel packets
Known as an “Advertiser”

Scanning State

Listening for Advertisers
Known as a “Scanner”

Initiating State

Initiates Connection to the Advertiser
Known as “Initiator”



BLE Link Layer States

Connection State

Master Role

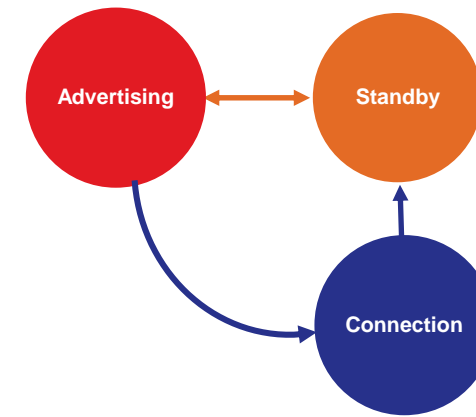
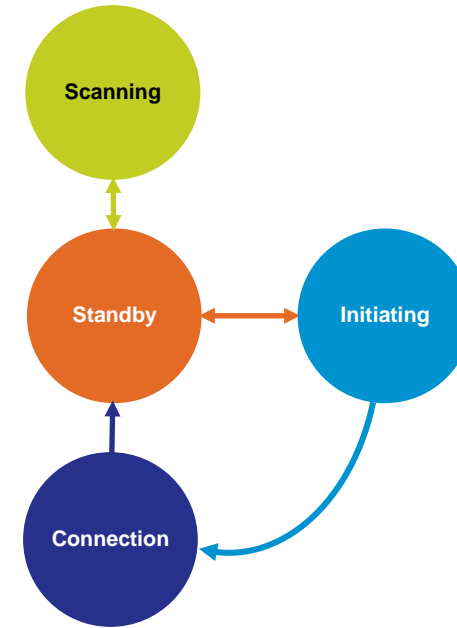
Entered from Initiating State

Communicates with a device in Slave Role
and defines the timings of transmissions

Slave Role

Entered from Advertising State

Communicates with a single device
in the Master Role



Advertising

Packets meant to discover slaves and connect to them or to broadcast data and connection is not required

Each packet can carry up to 31 bytes of payload

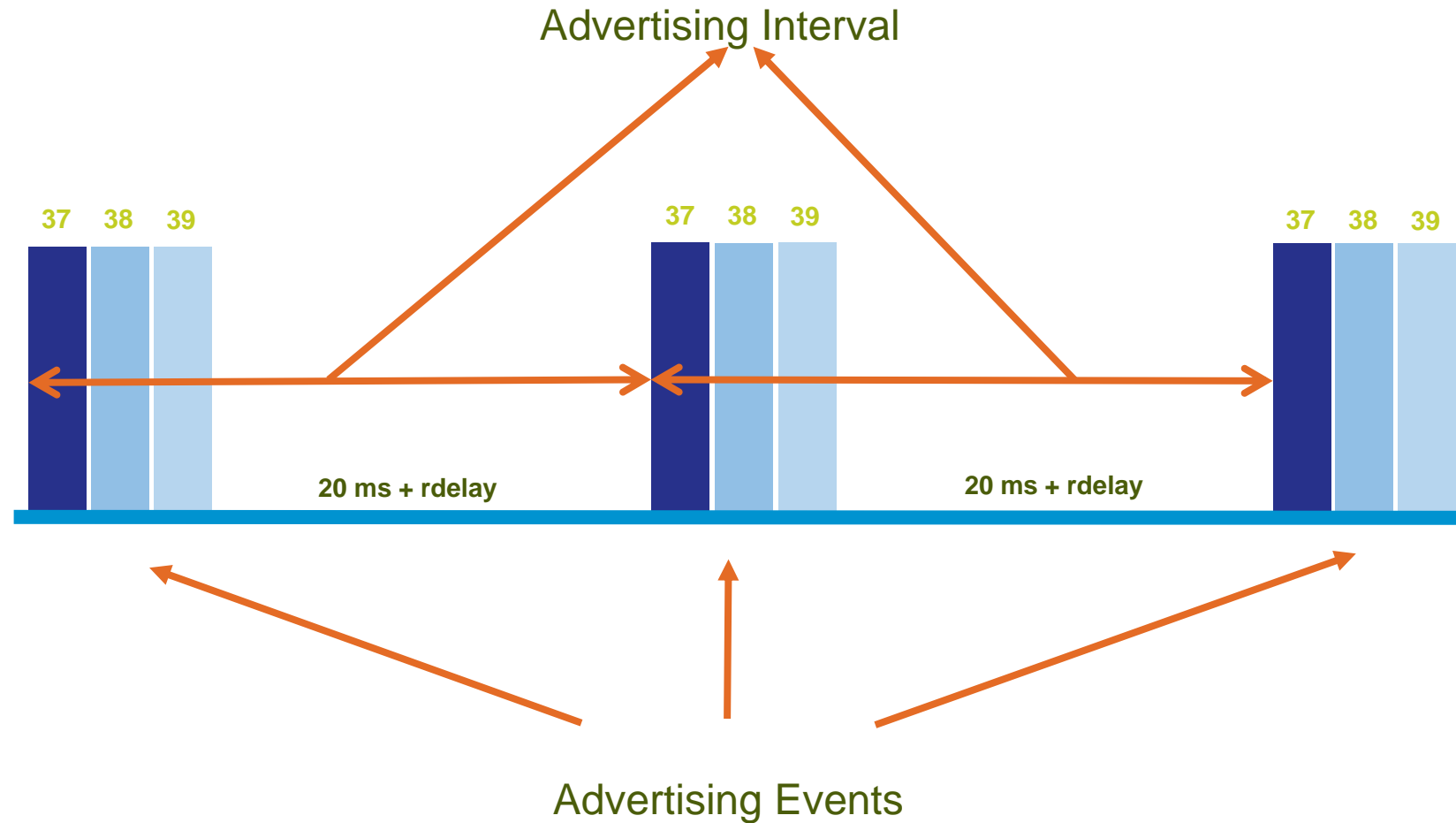
Useful to filter devices when scanning

These packets are sent in a broadcast at a fixed interval on the 3 advertising channels

Advertising interval can be from 20ms to 10.24 s in 0.625ms steps

Advertising Interval

ADV Interval = 20 ms



Beacon

Non-connectable device that broadcast packets that include identifying information via advertising packets

There are several Beacon protocols:

- iBeacon

- AltBeacon

- Eddystone

The packet structure depends on the protocol used

Coupled with a Smartphone application which reacts to each beacon

Uses **ADV_NONCONN_IND** ADV PDU

Connection

When the master finds a suitable slave, issues a connection request (CONN_REQ)

During the connection request, the master establishes specific parameters to be used during the connection:

- Connection Interval

- Slave latency

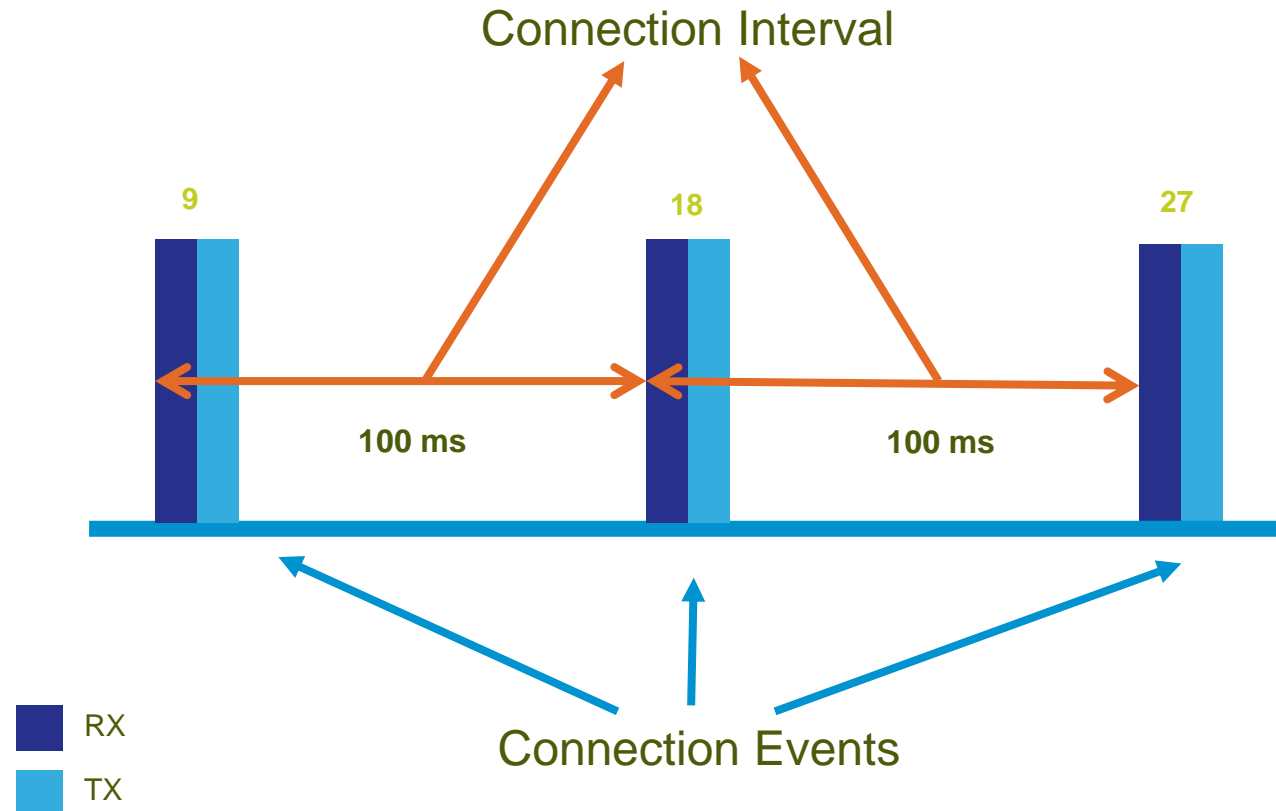
- Connection supervision timeout

- Hop Increment

The slave might request an update to these parameters but the master will decide if use the new parameters or keep the previous

Connection (2)

Conn Interval = 100 ms
Hop Increment = 9



Calculating Theoretical Throughput

Connection Interval = 7.5

Packets per connection = 6

Bytes sent per packet = 20

$$AppThroughput = \frac{1000ms * PacketsPerConn * BytesPerPacket}{ConnInterval}$$

Given this formula, the expected throughput is: ~128 Kbps

Example taken from the book “Getting Started with Bluetooth Low Energy” by Kevin Townsend

BLE Host Controller Interface (HCI)

Provides a uniform command interface between the Host and the Controller

Reuse existing Bluetooth HCI Interfaces and transports

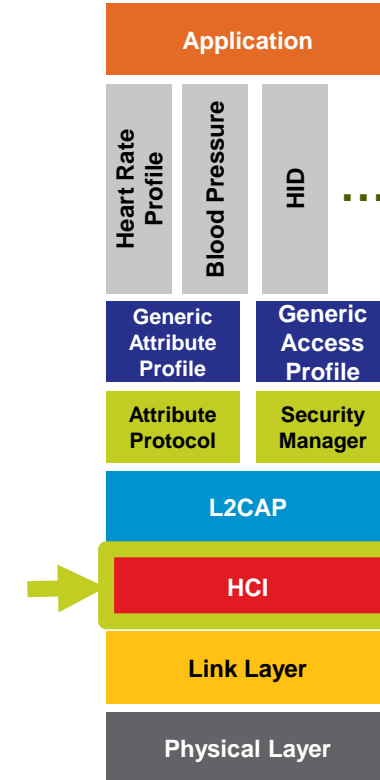
Keeps existing HCI packet formats

BLE commands added for new functionality

Support for Scanning / Advertising Modes

Example commands

- LE Encrypt Command
- LE Rand Command
- LE Receiver Test Command
- LE Transmitter Test Command



BLE Logical Link Control and Adaptation Protocol (L2CAP)

Connection-oriented and connectionless data services to upper layer protocols

Permits higher level protocols and applications to transmit and receive **upper layer data packets**

Similar in function and features to Bluetooth Classic L2CAP

Reuses existing L2CAP packet format

Fixed Channel IDs (CID)

CID – local name representing a logical channel end-point on the device

Reduces the traffic between devices thus saving power

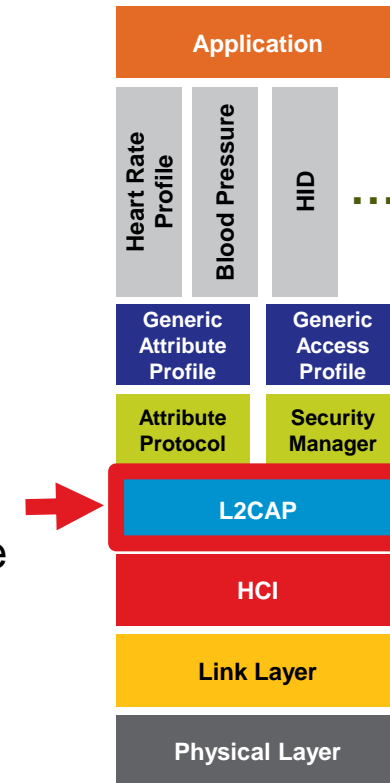
L2CAP functions include:

Protocol/channel multiplexing

Segmentation and reassembly (SAR)

Per-channel flow control

Error control and retransmissions



BLE Generic Access Profile (GAP)

Discoverability modes and procedures

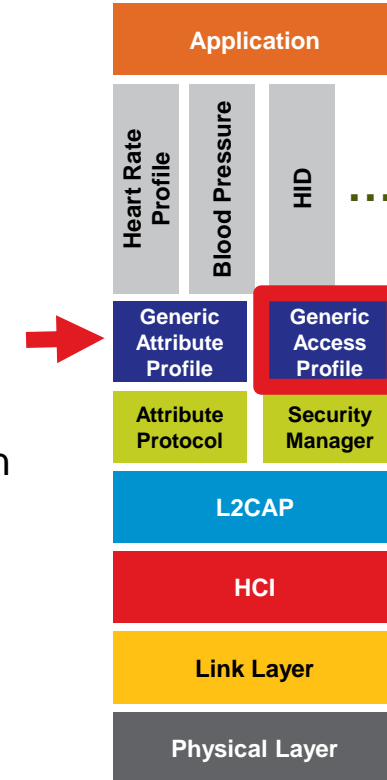
- Allows a device to be discovered by another device
 - Non-discoverable – Cannot be discovered by any device
 - Limited Discoverable Mode – Discoverable for a limited time period
 - General Discoverable – Discoverable for a long time period

Connection modes and procedures

- Allows a device to make a connection with another device
 - Non-connectable – device does not allow a connection to be established
 - Directed Connectable – device accepts a connection request from a known peer device
 - Undirected Connectable – device accepts a connection request from any device

Security/Bonding modes and procedures

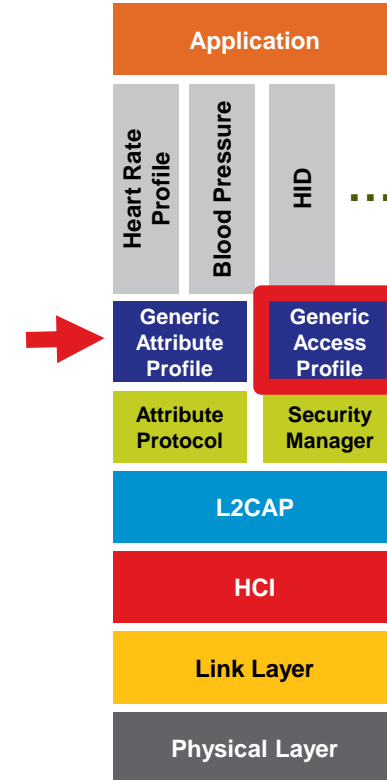
- Allows two connected devices to exchange and store security and identity information
 - Non-Bondable – device does not allow a bond to be created with a peer device
 - Bondable – device allows a bond to be created with a peer device



BLE Generic Access Profile (GAP)

Profile roles

- Broadcaster – Sends connectionless data in Advertising Events
- Observer – Receives connectionless data in Advertising Events
- Peripheral – Device that accepts establishment of LE physical link
- Central – Device that initiates the establishment of a physical connection.



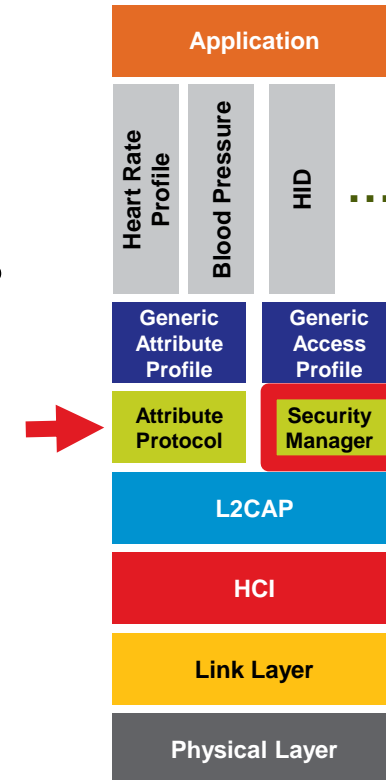
BLE Security Manager

Performs the paring procedure and the link encryption procedure

Security level depends on the device IO capabilities and OOB data exchange capabilities

Long Term Key is calculated, distributed and stored for future connections

LTK is not distributed by the device when LE Secure Connections is used



BLE Security (2)

There are 4 methods for key generation that relates directly on how secure the connection will be:

Legacy Just Works: Key is 0

Legacy Passkey: The key can be from 0 to 999999

Out of the band: Exchange key via NFC, Thread or any other protocol

LE Secure Connection: Devices calculate the key using Elliptic Curve Diffie-Hellman protocol.

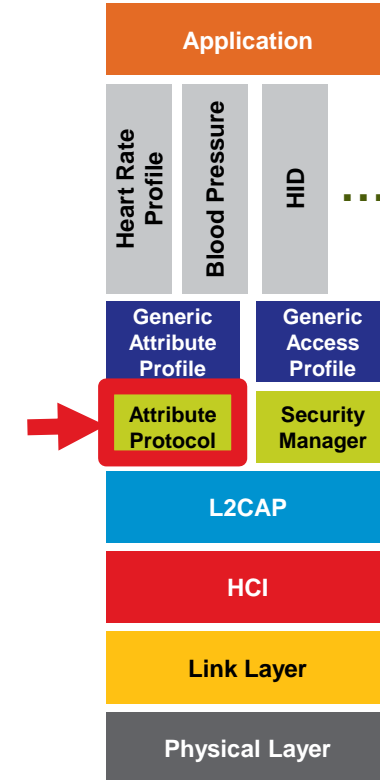
Just Works, Numeric Comparison, Passkey or OOB for authentication

BLE Attribute Protocol (ATT)

Allows a device referred to as a **Server** to expose a set of attributes and their associated values to a peer device referred to as a **Client**

Attributes exposed by **Server** can be discovered, read, written by a **Client**, and can be indicated and notified by the **Server**

Attributes are the smallest data entity defined by the ATT



BLE Attribute Protocol (ATT)

Attribute Type

A universally unique identifier (UUID) is used to identify every attribute type

What the attribute represents so the client can understand the attributes exposed by the server

128-bit value, may be shortened to 16-bits

Attribute Handle

Used for accessing the attribute on a server

Attribute Value

Data contained by the attribute

It can represent a measurement value, unit value(km, hours, inches, etc) and information about a device.

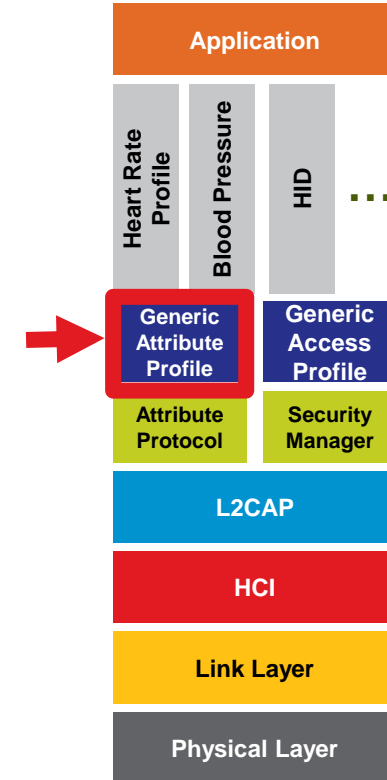
BLE Generic Attribute Profile (GATT)

GATT can be defined as a group of attributes with a common purpose, hence, services were created.

It provides the methods in which the services can be discovered and can be used.

GATT establish a strict hierarchy to organize attributes in a reusable and practical manner.

Allows the access and retrieval of information between client and server to follow a concise set of rules that together constitute the framework used by all GATT-based profiles



BLE Generic Attribute Profile (GATT)

Server

- Corresponds to the ATT server

- Contains all Attributes

- Sends server-initiated updates using indications and notifications

- Responsible of storing and making the user data available to the client

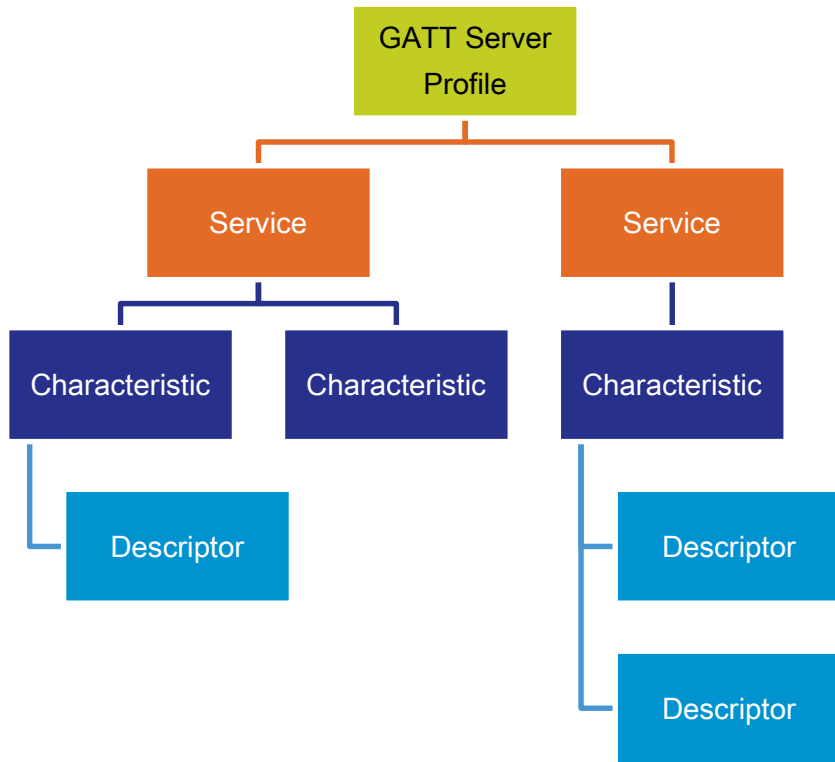
Client

- Corresponds to the ATT client

- Sends requests to a server and receives responses

- GATT does not know anything in advance about the server's attributes, to find out what they are the Client request a service discovery.

BLE GATT Profile Hierarchy



Profile defines the main behavior of the device. It is formed by a collection of services.

Service is a collection of data and behaviors to accomplish a particular function or feature

Characteristics is a value used in a service. Contains user data.

Descriptor describe the value or allows configuration of the server with respect to the characteristic

BLE GATT Adopted Profiles

Continually updating profile and service support as available from Bluetooth SIG

SpecificationName	SpecificationType	SpecificationLevel
Alert Notification	org.bluetooth.profile.alert_notification	Adopted
Blood Pressure	org.bluetooth.profile.blood_pressure	Adopted
Cycling Power	org.bluetooth.profile.cycling_power	Adopted
Cycling Speed and Cadence	org.bluetooth.profile.cycling_speed_and_cadence	Adopted
Find Me	org.bluetooth.profile.find_me	Adopted
Glucose	org.bluetooth.profile.glucose	Adopted
Health Thermometer	org.bluetooth.profile.health_thermometer	Adopted
Heart Rate	org.bluetooth.profile.heart_rate	Adopted
HID OVER GATT	org.bluetooth.profile.hid_over_gatt	Adopted
Location and Navigation	org.bluetooth.profile.location_and_navigation	Adopted
Phone Alert Status	org.bluetooth.profile.phone_alert_status	Adopted
Proximity	org.bluetooth.profile.proximity	Adopted
Running Speed and Cadence	org.bluetooth.profile.running_speed_and_cadence	Adopted
Scan Parameters	org.bluetooth.profile.scan_parameters	Adopted
Time	org.bluetooth.profile.time	Adopted

<https://developer.bluetooth.org/gatt/profiles/Pages/ProfilesHome.aspx>

Heart Rate Sensor – gatt_db.h

- Heart Rate Primary Service

```
PRIMARY_SERVICE(service_heart_rate, gBleSig_HeartRateService_d)

    CHARACTERISTIC(char_hr_measurement, gBleSig_HrMeasurement_d, (gGattCharPropNotify_c))
        VALUE_VARLEN(value_hr_measurement, gBleSig_HrMeasurement_d, (gPermissionNone_c), 22,
            2, 0x00, 0xB4)
        CCCD(cccd_hr_measurement)

    CHARACTERISTIC(char_body_sensor_location, gBleSig_BodySensorLocation_d,
        (gGattCharPropRead_c) )
        VALUE(value_body_sensor_location, gBleSig_BodySensorLocation_d,
            (gPermissionFlagReadable_c), 1, 0x01)

    CHARACTERISTIC(char_hr_ctrl_point, gBleSig_HrControlPoint_d, (gGattCharPropWrite_c) )
        VALUE(value_hr_ctrl_point, gBleSig_HrControlPoint_d,
            (gPermissionFlagWritable_c), 1, 0x00)
```

Heart Rate Sensor – gatt_db.h (2)

- Device Information Primary Service

```
PRIMARY_SERVICE(service_device_info, gBleSig_DeviceInformationService_d)

    CHARACTERISTIC(char_manuf_name, gBleSig_ManufacturerNameString_d, (gGattCharPropRead_c) )
        VALUE(value_manuf_name, gBleSig_ManufacturerNameString_d, (gPermissionFlagReadable_c), 9, "Freescale")

    CHARACTERISTIC(char_model_no, gBleSig_ModelNumberString_d, (gGattCharPropRead_c) )
        VALUE(value_model_no, gBleSig_ModelNumberString_d, (gPermissionFlagReadable_c), 8, "HRS Demo")

    CHARACTERISTIC(char_serial_no, gBleSig_SerialNumberString_d, (gGattCharPropRead_c) )
        VALUE(value_serial_no, gBleSig_SerialNumberString_d, (gPermissionFlagReadable_c), 7, "BLESN01")

    CHARACTERISTIC(char_hw_rev, gBleSig_HardwareRevisionString_d, (gGattCharPropRead_c) )
        VALUE(value_hw_rev, gBleSig_HardwareRevisionString_d, (gPermissionFlagReadable_c), sizeof(BOARD_NAME),
            BOARD_NAME)

    CHARACTERISTIC(char_fw_rev, gBleSig_FirmwareRevisionString_d, (gGattCharPropRead_c) )
        VALUE(value_fw_rev, gBleSig_FirmwareRevisionString_d, (gPermissionFlagReadable_c), 5, "1.1.1")

    CHARACTERISTIC(char_sw_rev, gBleSig_SoftwareRevisionString_d, (gGattCharPropRead_c) )
        VALUE(value_sw_rev, gBleSig_SoftwareRevisionString_d, (gPermissionFlagReadable_c), 5, "1.1.3")

    CHARACTERISTIC(char_system_id, gBleSig_SystemId_d, (gGattCharPropRead_c) )
        VALUE(value_system_id, gBleSig_SystemId_d, (gPermissionFlagReadable_c), 8, 0x00, 0x00, 0x00, 0xFE,
            0xFF, 0x9F, 0x04, 0x00)

    CHARACTERISTIC(char_rcdl, gBleSig_IeeeRcdl_d, (gGattCharPropRead_c) )
        VALUE(value_rcdl, gBleSig_IeeeRcdl_d, (gPermissionFlagReadable_c), 4, 0x00, 0x00, 0x00, 0x00)
```

Heart Rate Sensor – gatt_db.h (2)

- GATT Primary Service

```
PRIMARY_SERVICE(service_gatt, gBleSig_GenericAttributeProfile_d)
    CHARACTERISTIC(char_service_changed, gBleSig_GattServiceChanged_d, (gGattCharPropRead_c |
        gGattCharPropNotify_c) )
        VALUE(value_service_changed, gBleSig_GattServiceChanged_d, (gPermissionNone_c), 4, 0x00, 0x00,
            0x00, 0x00)
        CCCD(cccd_service_changed)
```

GAP Primary Service

```
PRIMARY_SERVICE(service_gap, gBleSig_GenericAccessProfile_d)

    CHARACTERISTIC(char_device_name, gBleSig_GapDeviceName_d, (gGattCharPropRead_c) )
        VALUE(value_device_name, gBleSig_GapDeviceName_d, (gPermissionFlagReadable_c), 11, "FSL_BLE_HRS")

    CHARACTERISTIC(char_appearance, gBleSig_GapAppearance_d, (gGattCharPropRead_c) )
        VALUE(value_appearance, gBleSig_GapAppearance_d, (gPermissionFlagReadable_c), 2,
            UuidArray(gGenericHeartRateSensor_c))

    CHARACTERISTIC(char_ppcp, gBleSig_GapPpcp_d, (gGattCharPropRead_c) )
        VALUE(value_ppcp, gBleSig_GapPpcp_d, (gPermissionFlagReadable_c), 8, 0x0A, 0x00, 0x10, 0x00, 0x64,
            0x00, 0xE2, 0x04)
```

Custom Service

A custom service might be useful when none of the adopted fits your application

Custom services and characteristics must use 128-bit UUID

Considerations for a custom service

1. Define the functions to be performed by the new service
2. Define the characteristics to be used, its value, property and permissions
3. Create descriptors if necessary
4. Create the custom service on the BLE stack

Summary BLE Roles

Depending on the layer, the device roles uses different names:

At Link layer

Master

Slave

At GAP (non-beacon)

Central

Peripheral

At GATT

Server

Client



HRS DEMO

NXP Kinetis Wireless Solutions Agenda

- **KW41 Family Overview**
- **Bluetooth Low Energy (BLE)**
- **Thread**
- **BLE+Thread**
- **Wireless Framework**
- **Modular Gateway**

THREAD

INTRO TO THREAD



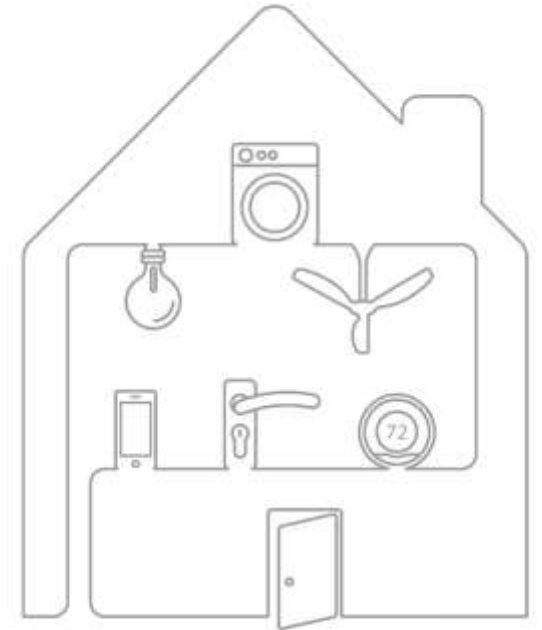
The Need For a New Wireless Network

More and more products are being connected in the home

- Direct internet access
- Simple to add and remove from the network
- Must be secure
- Robust
- Battery operated for years

Existing protocols did not meet these requirements

Thread Group was formed by 7 companies to solve the probl

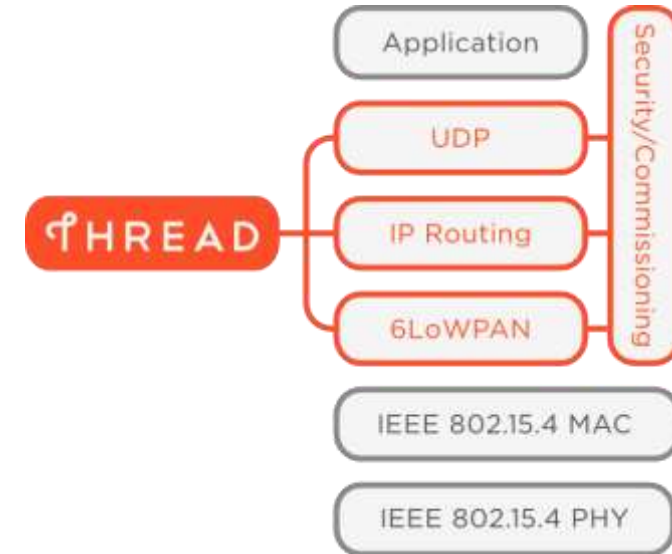


THREAD



A secure low-power wireless IPv6 mesh networking protocol

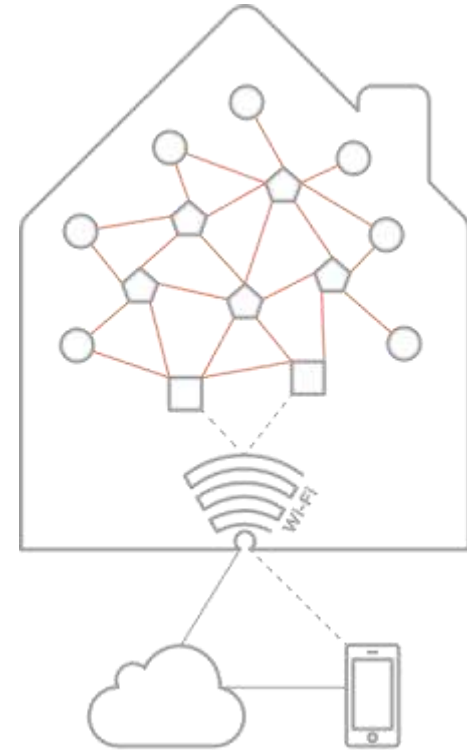
- Open, worldwide protocol built on top of 802.15.4
- Every node has a unique IPv6 address
- Low power end nodes
- Simple for consumers to add or remove nodes
- Scalable up to 250+ nodes
- Secure – AES128 encryption
- No single point of failure
- Network operates without cloud connection
- Fast time to market
- Only IP-based mesh networking protocol available



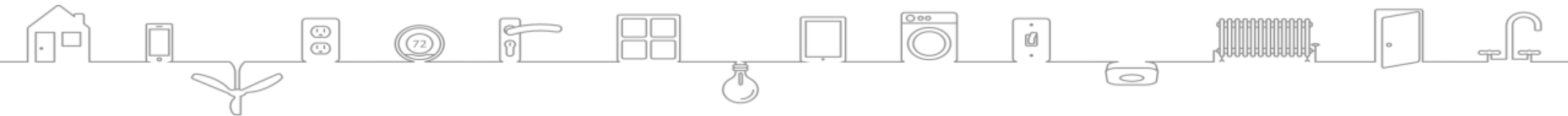
Target Applications

Thread is designed for all sorts of products in the home

- Appliances
- Access control
- Climate control
- Energy management
- Lighting
- Safety
- Security



Devices working together to form a cohesive mesh network



About Thread Group

7 Founding Companies, grown to 12 Sponsor Companies, 230+ member companies

NXP founding company

A market education group offering product certification

Promoting Thread's use in connected products for the home

Thread will offer rigorous product certification to ensure security and interoperability

Board of Directors

President: Grant Ericsson - Nest Labs

VP of Marketing: Sujata Neidig - NXP

VP of Technology: Skip Ashton - Silicon Labs

Secretary: Bill Curtis - ARM

Treasurer: Kevin Kraus - Yale Security

Director: Landon Borders – Haiku Home

Director: Christian Federspiel – OSRAM

Director: Rolf De Vegt - Qualcomm

Director: Mark Trayer - Samsung Electronics

Director: Jean-Michel Orsat - Somfy

Director: Greg Blackett – Tyco



Thread Certification

All Thread devices will require network certification to use Thread certified logo on commercial products


Validation of device behavior

- Commissioning
- Network functionality and interoperability
- Device operation in network

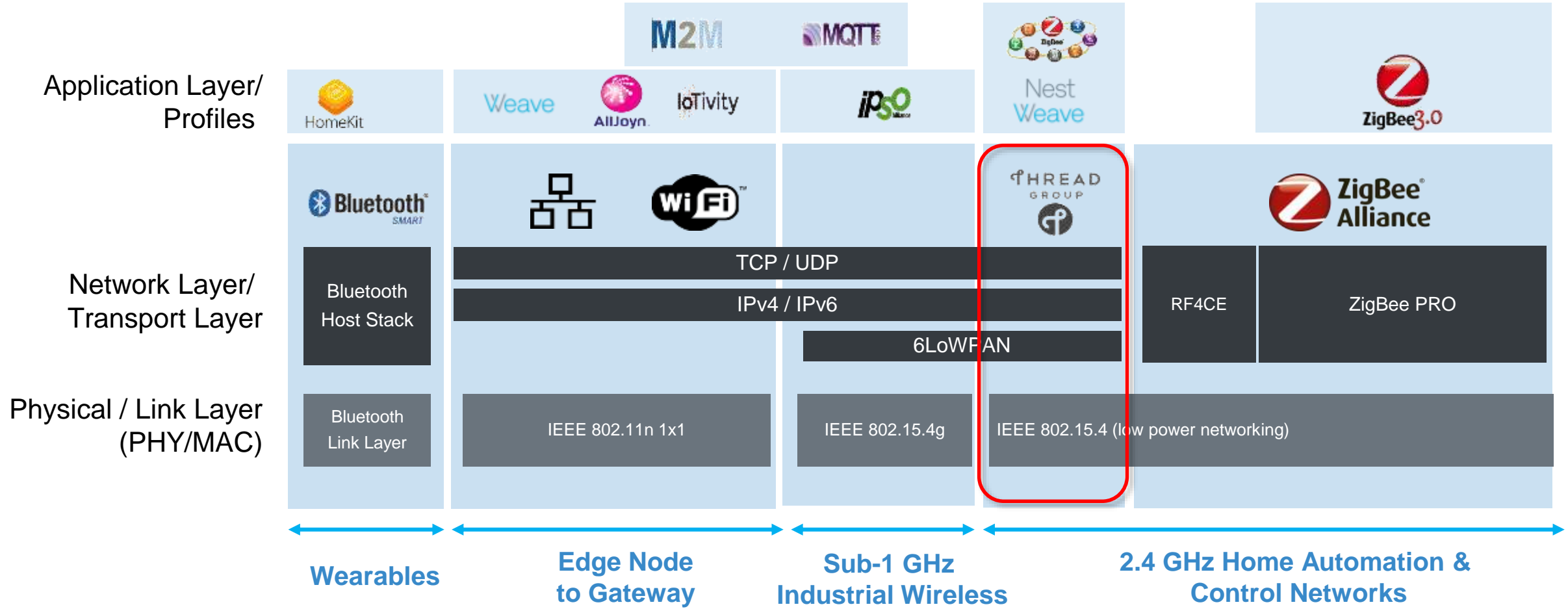
The certification program addresses both components and end products

Sponsor and Contributor Members have access to standard test harness and sample commissioning app

Certification through an approved 3rd party test lab



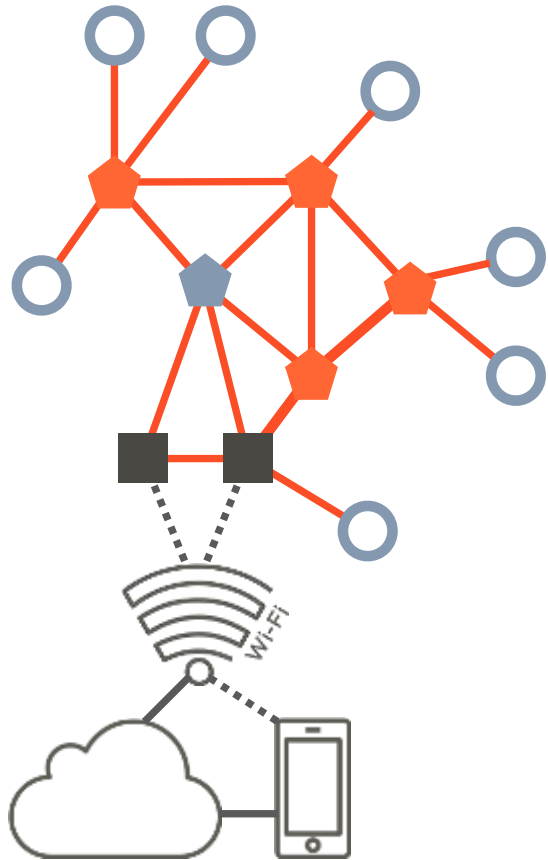
IoT Connectivity Landscape – Where does Thread play?



THREAD NETWORKING ARCHITECTURE



Network Architecture



- End Device or Router Eligible End Device
- Active Router
- Leader
- Border Router
- Thread Network Link

Network Topology Roles



Border Router

Border Router forwards data to and from the cloud
Also can provide Wi-Fi connectivity in the home

Many +



Thread Leader

Master of network parameters
Coordinates commissioners
Routes traffic among devices

One +



Thread Active Router

Routes traffic among devices
Thread Routers form backbone of the Thread mesh
Leader-eligible

Up to 31 +



End Device

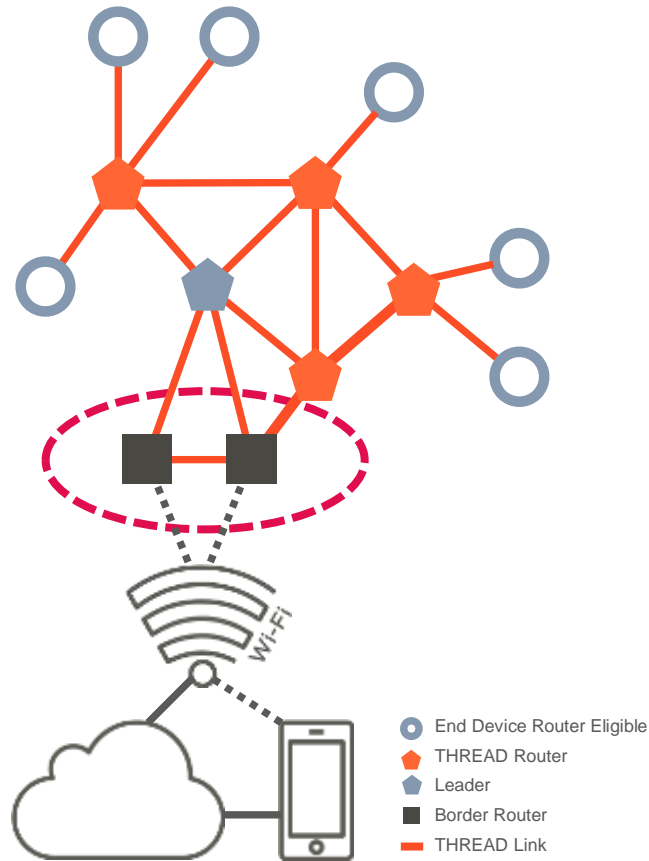
Designed for low power
May be powered or sleepy
May be router-eligible if powered

+ Up to 512 per Active Router



Thousands of Devices per Network (16k)

Thread Border Router



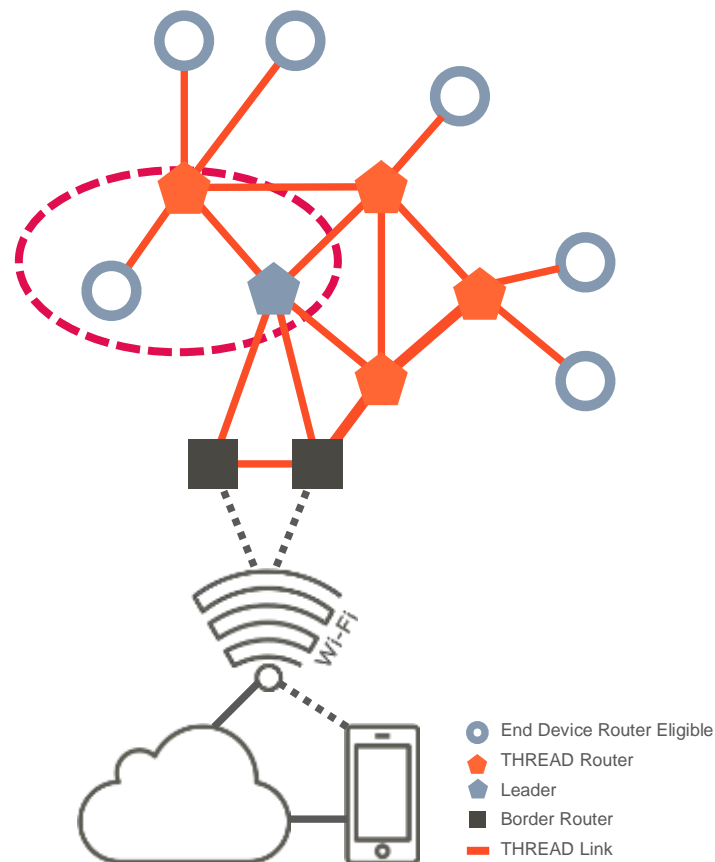
The **Border Router**

- Provides a bridge between a Thread network and a home LAN or other upstream IP infrastructure.
- Is usually a superset of Router Eligible Device
- Has at least one additional interface other than IEEE 802.15.4 (e.g.: Wi-Fi, Ethernet, USB)
- Multiple Border Routers can exist in a Thread Network
 - However a border router is not required either.

The **Border Router**

- Can be a specialized networking device
 - Wireless Access Point (WAP)
 - Home Gateway
- Or can be embedded in a consumer product
 - Thermostat
 - Appliance

Thread Router Eligible End Device



A **Router Eligible End Device** can play multiple roles at runtime



Leader

If it is the initial device in the network partition, or the node selected when the original leader becomes unavailable



Router Eligible End Device (REED)

Immediately after joining a network through an existing Active Routers or if the network has sufficient connectivity and does not need more routers

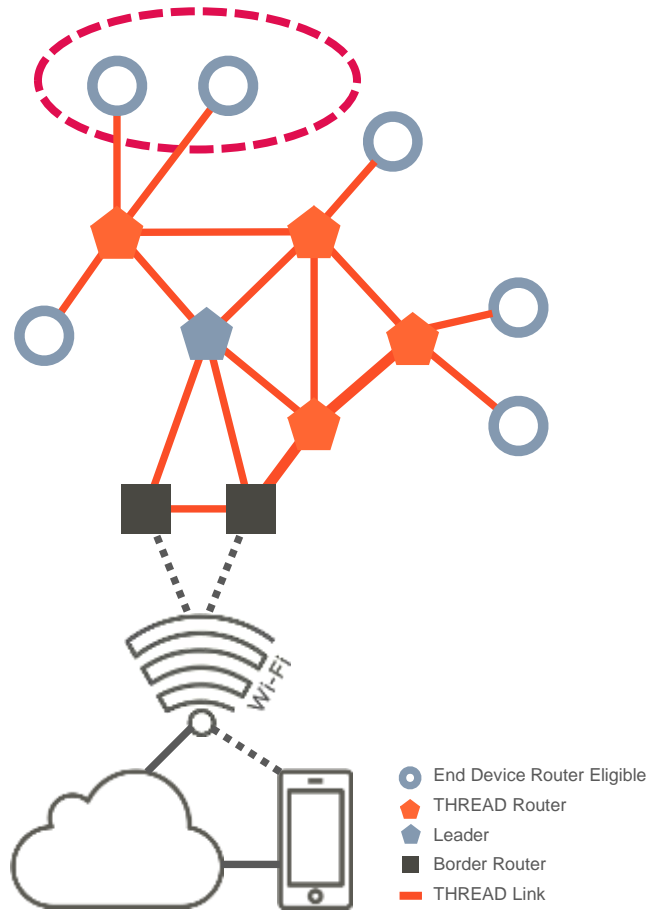


Active Router

A REED requests the Leader for it to become an Active Router when the network has relatively limited connectivity. e.g.: when total number of existing Active Routers is < 16

A **Router Eligible Device** is regularly a device meant to remain mains powered and **always on**

Thread End Devices



An **End Device**



- Does not have routing capabilities
- Communicates through a parent Active Router, but does not use data polling
- Cannot become a router (is not router eligible)

An **End Device** can be mains powered but may **periodically be turned off** or has a high capacity battery with recharge

A **Sleepy End Device**

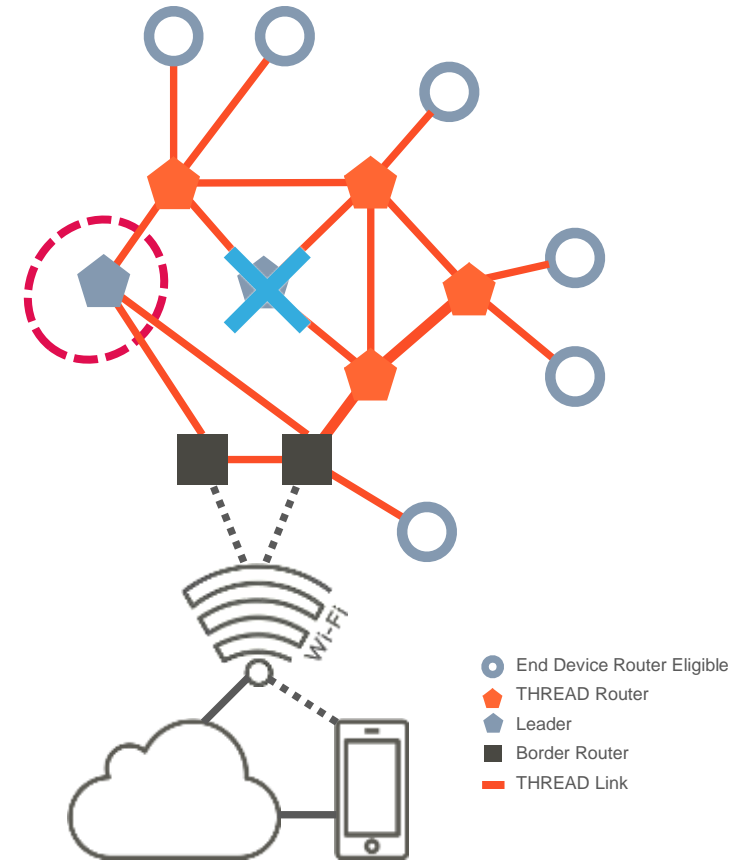


- Does not have routing capabilities
- “Sleepy End Device” (SED), mostly having its radio transceiver turned off
- Communicates through a parent Active Router, and uses data polling to receive packets
- Cannot become a router (is not router eligible)

A **Sleepy End Device** has a limited capacity battery, usually non rechargeable (e.g.: coin cell)

No Single Point of Failure

- No need to recognize specialized devices within the network
- Leader makes decisions but upon failure another Router will become Leader
- Network will add Routers to improve connectivity when required



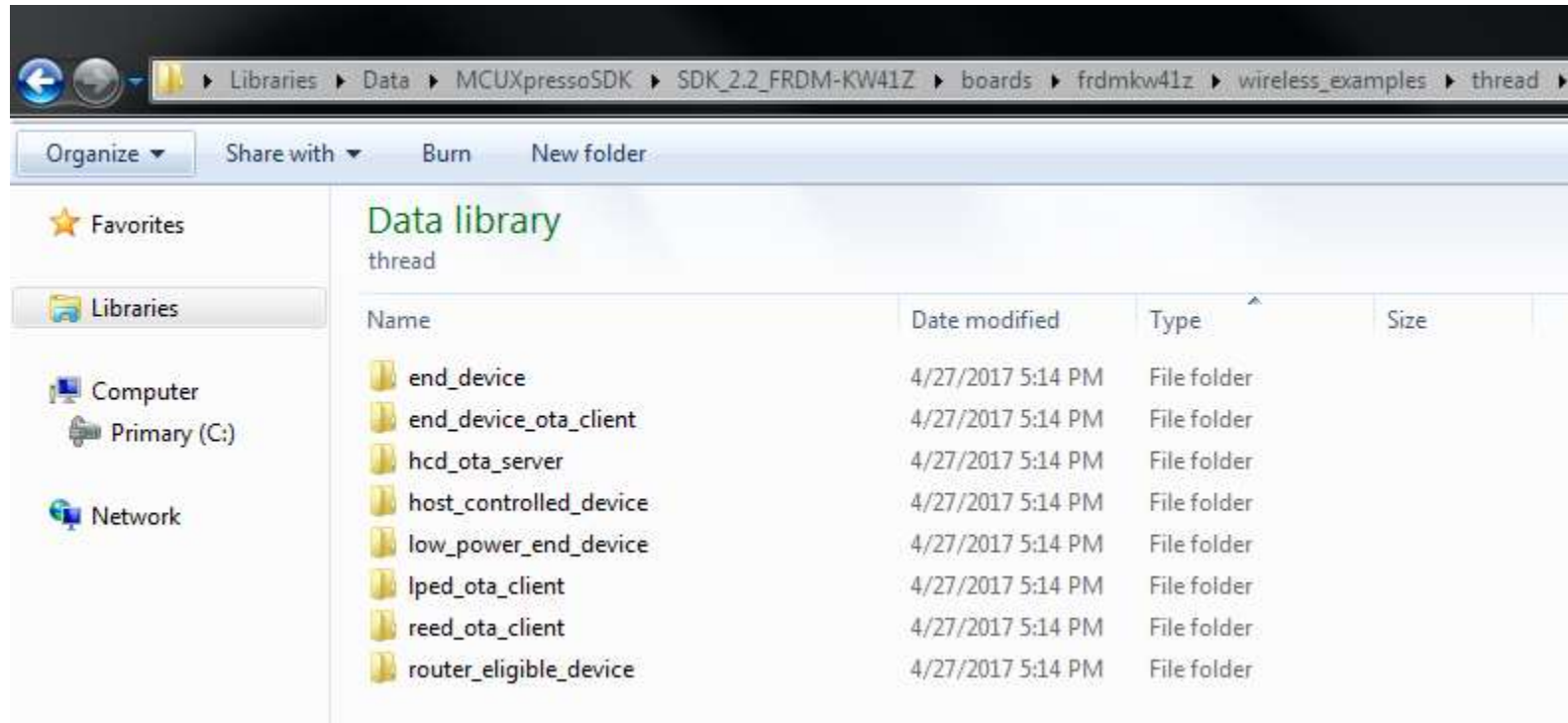
GETTING THREAD

MCUXpresso SDK for KW41Z

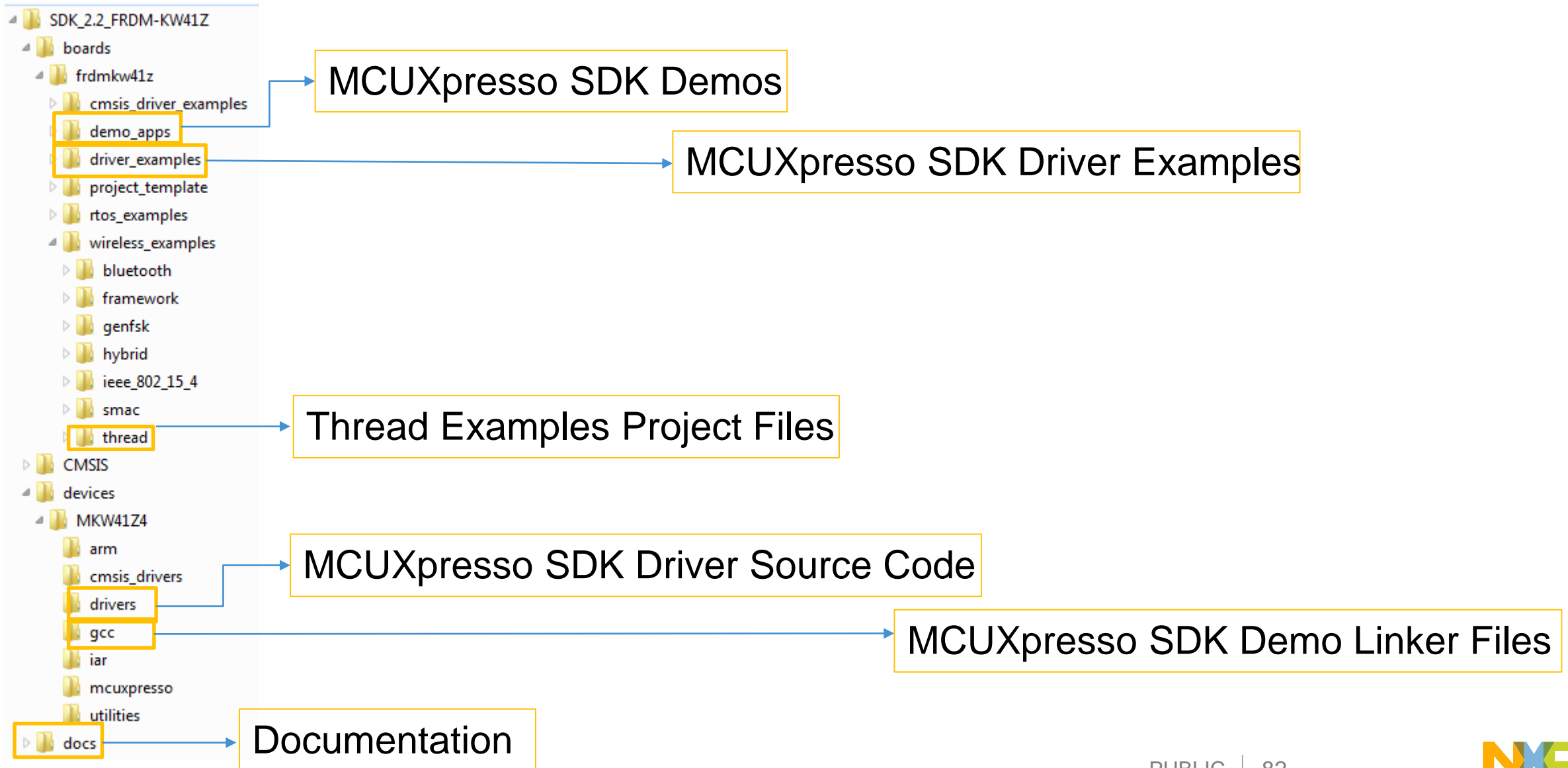
- Contains all the KW41Z Wireless Connectivity solution stacks:
 - Thread v1.1
 - IEEE 802.15.4
 - SMAC
 - Bluetooth Low Energy v4.2
 - Generic FSK Link Layer software
- Also contains MCUXpresso SDK sources
- Supports the FRDM-KW41Z and USB-KW41Z development boards
- Supported IDEs:
 - MCUXpresso IDE
 - IAR for ARM
- Available Now!

Installation

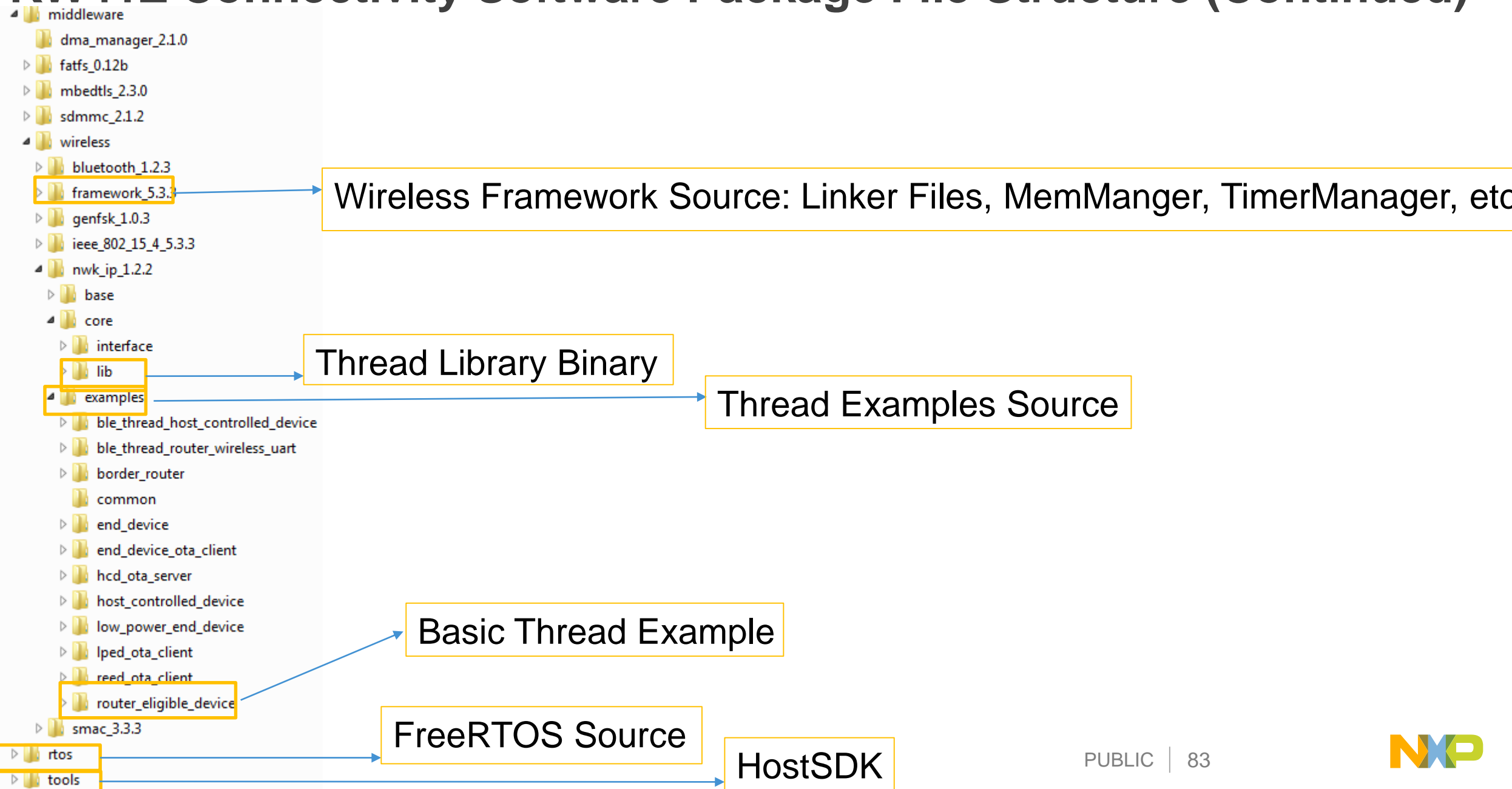
- Thread examples found at: **\boards\frdmkw41z\wireless_examples\thread**



KW41Z Connectivity Software Package File Structure



KW41Z Connectivity Software Package File Structure (Continued)



Thread Documentation

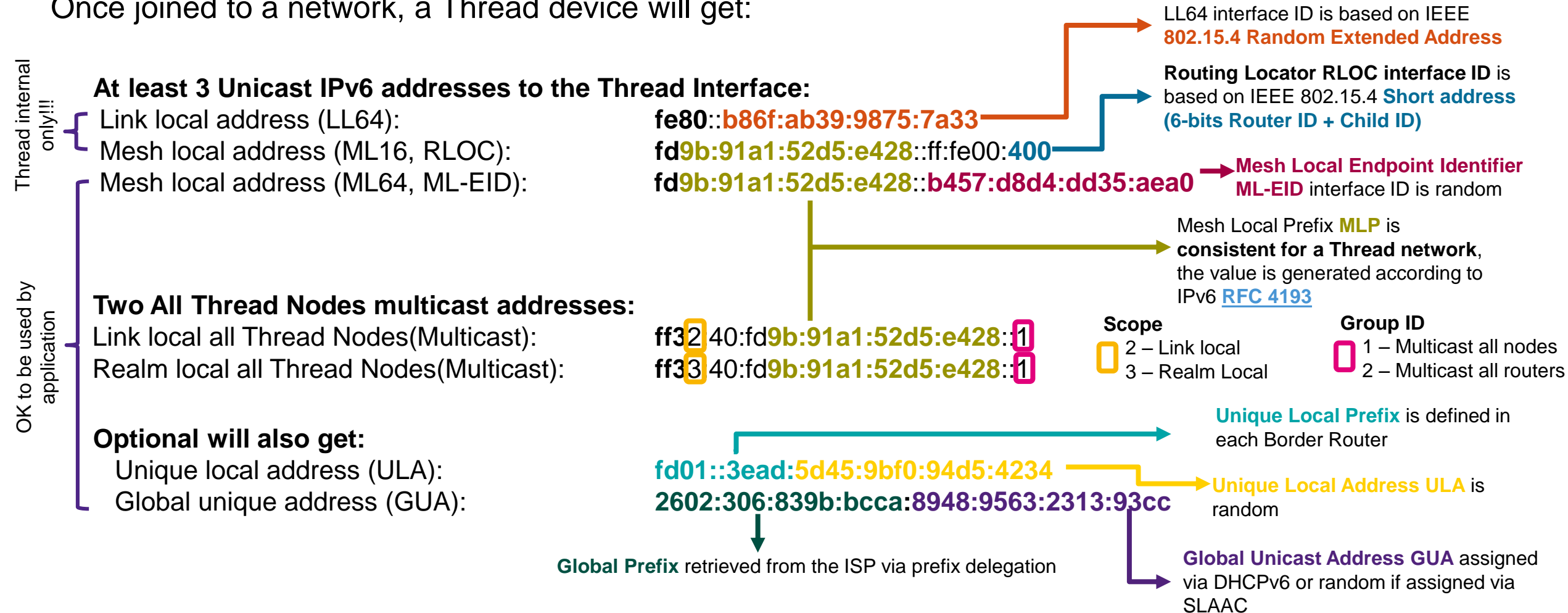
- Kinetis Thread Stack Demo Applications User Guide
- Kinetis Thread Stack 1.1 Release Notes
- Kinetis Thread Stack API Reference Manual

- Kinetis Thread Stack and FSCI Bootloader Quick Start Guide
- Kinetis Thread Stack Application Development Guide
- Kinetis Thread Stack OTA Firmware Update User's Guide
- Kinetis Thread Stack Shell Interface User's Guide
- Kinetis Thread Host Control Interface Reference Manual

THREAD DETAILS

So how many addresses does a Thread device get?

Once joined to a network, a Thread device will get:



Use `ifconfig` command in Kinetis Thread Stack shell to obtain IP address configuration

Thread Scopes

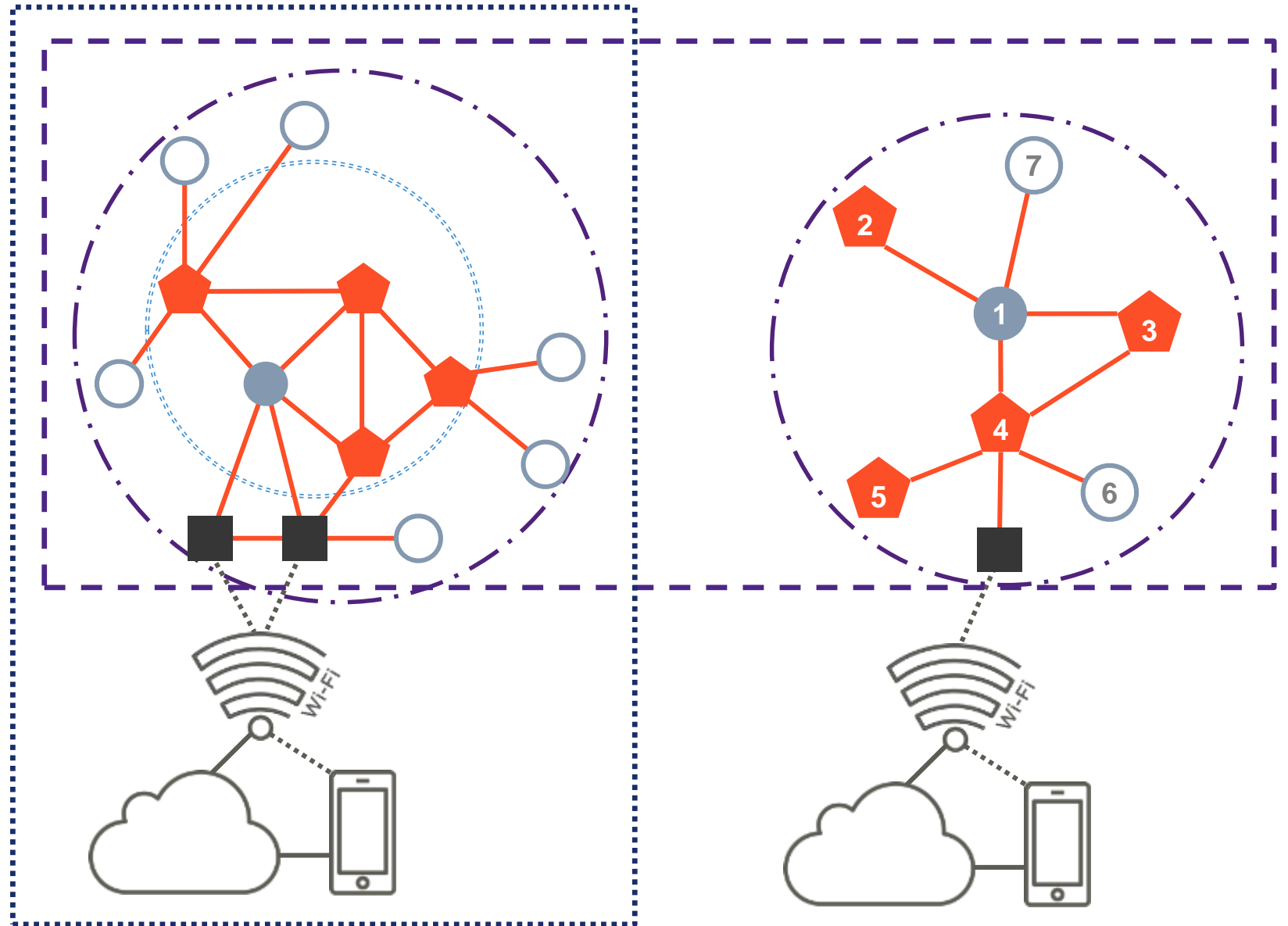
Scopes specify the boundaries of networks when using and forwarding packets for an address

Link Local single-hop within radio range

Mesh Local multi-hop within the PAN

Unique Local multi-hop within the PAN and inter-PAN for the same network

Global internet addressable



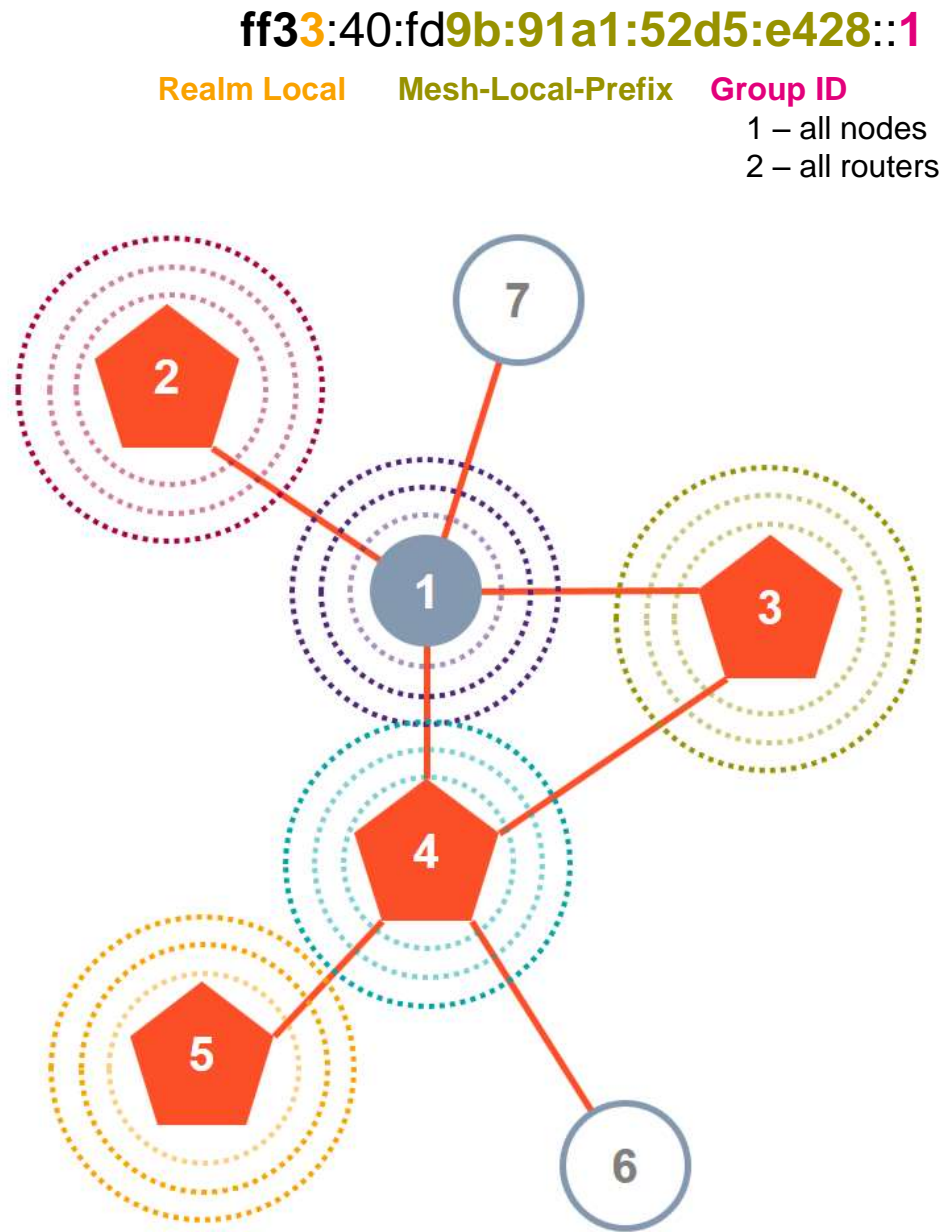
<http://www.iana.org/assignments/ipv6-address-space/ipv6-address-space.xhtml>

Multicast

- Realm local all Thread nodes

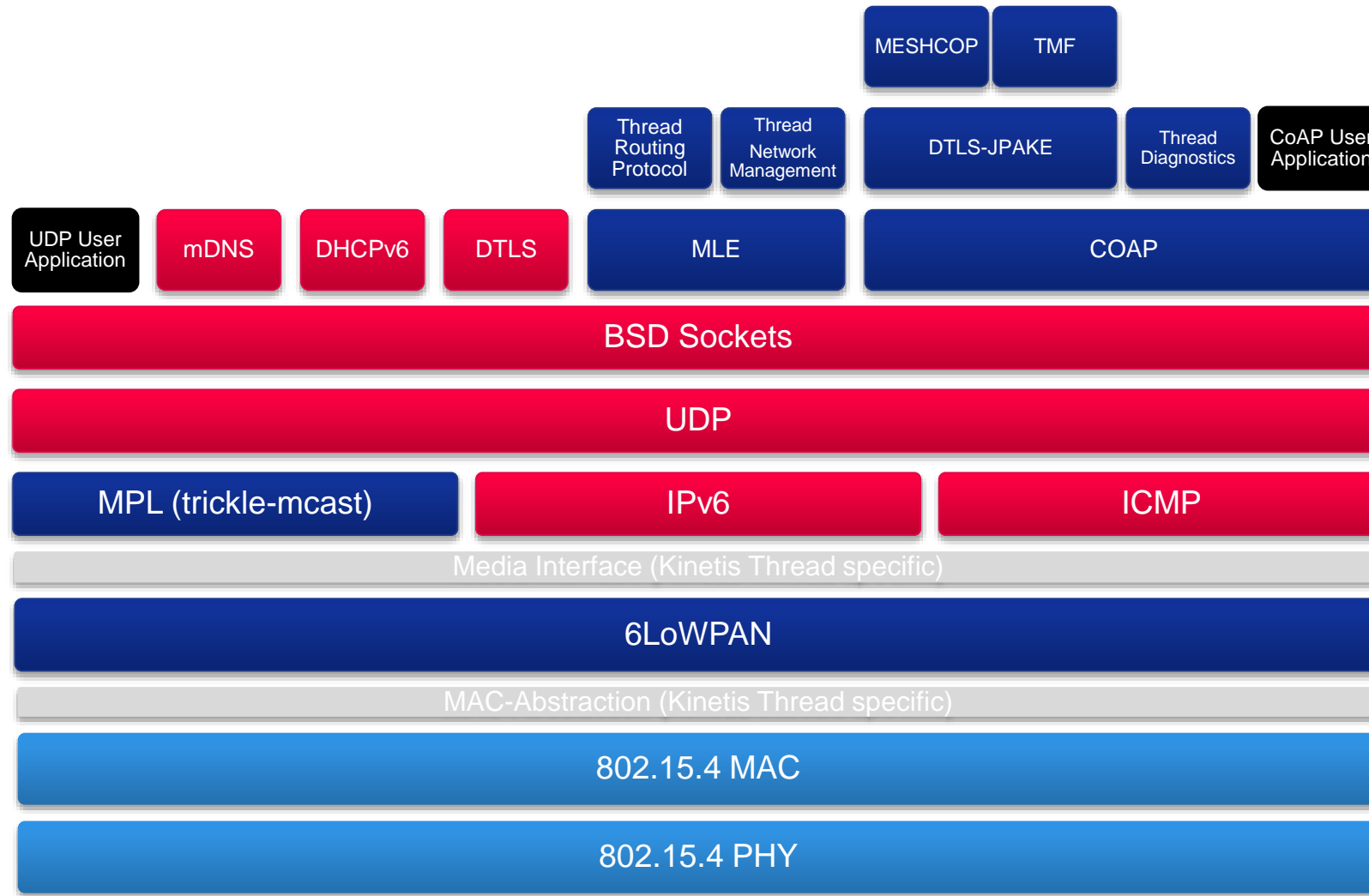
Packets can reach every node of the network as long maximum of 2 “hops” away from the requester

The packet gets forwarded three more times every tir



THREAD LAYERS

Thread End Device - High Level Block Diagram

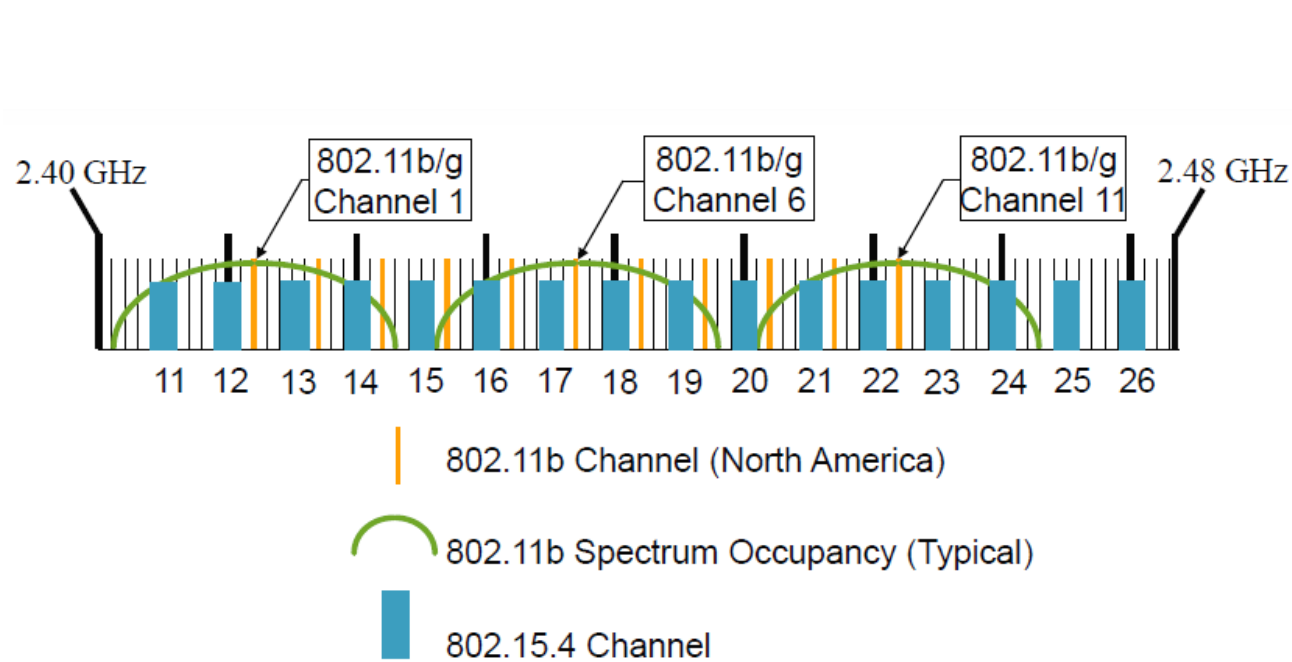


- Generic IPv6 stack components
- Standard IEEE 802.15.4 PHY-MAC
- Thread specific components
- NXP Specific

802.15.4 AND 6LOWPAN

IEEE 802.15.4 - PHY

IEEE 802.15.4 channel occupancy on 2.4GHz



THREAD

Application Layer

UDP + DTLS

Distance Vector Routing

6LoWPAN (IPv6)

IEEE 802.15.4 MAC
(including MAC security)

IEEE 802.15.4 PHY

802.15.4 open channels when Wi-Fi fully utilized the band

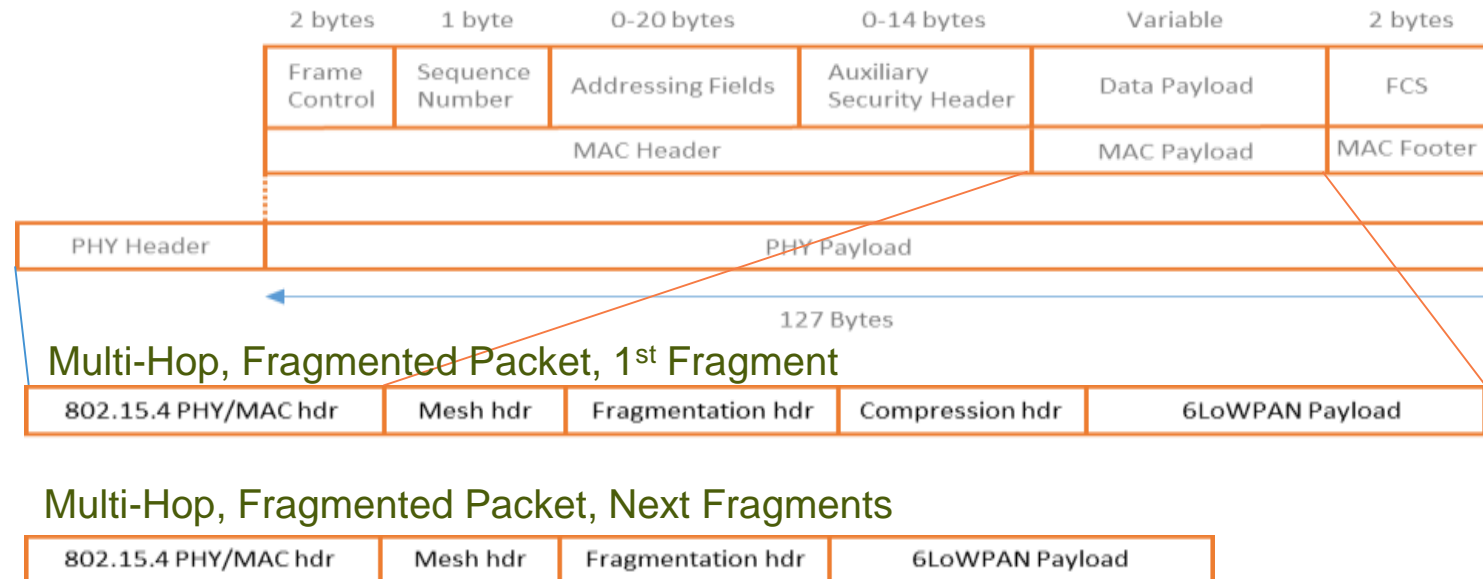
- 15, 20, 25, 26.

IEEE® 802.15.4 MAC Functions

- Ensures [reliable](#) and [secure](#) data transfers
- Essential foundation for technologies like [ZigBee®](#) or [Thread](#)
- Collision avoidance algorithm through clear channel assessment
- Acknowledgement-based transmissions and re-transmissions
- Integrity checks with [CRC-16](#)
- AES-128 data [encryption](#) and CCM* block ciphers [authentication](#)
- Allows star or peer-to-peer topologies
- IEEE® standard [64-bit](#) or short, dynamic [16-bit](#) addressing
- Dynamic device addressing allowing [routed meshes](#) in upper layers
- Optional [slotted mode](#) with superframe-based duty cycles
- Device segregation based on capabilities and roles in a network: [coordinator](#) and [end device](#)

6LoWPAN

- **6LoWPAN** is an adaptation layer between the IEEE 802.15.4 MACPHY and IPv6 layer used as an IPv6 Media Interface within the constraints and requirements of both standards
- 6LoWPAN functionality in Thread is based on RFC 4944 and RFC 6282 and achieves the following:
 1. **IPv6 header compression** from 40+ bytes to <10 bytes
 2. **IPv6 packets fragmentation and reassembly** to / from smaller MAC-PHY payloads
 3. **IPv6 packets forwarding across multiple hops** using the mesh header



THREAD MANAGEMENT LAYER

Network Partitioning and Merging

- **Partitioning** – A set of Active Routers (with their children) which become disconnected from the current leader will create a new Thread network **partition**, having a new partition Leader.
- This can happen as current Leader has been turned off or removed or when nodes are moved out of connectivity range
- The new Leader chooses a new partition ID within the same Thread network
- If 2 or more different partitions become re-connected (Router or REEDs can hear routing advertisements from other partitions), the nodes in partitions with a lower partition ID will re-attach and **merge** to the partition with highest ID

REED Upgrade and Downgrade


- A **Router Eligible Device** joins the network as a **REED**, but will request a Router ID from Leader and **upgrade** to an Active Router if total number of Active Routers in partition less than a threshold (currently 16)
- If there are enough Active routers when joining, the node will remain a REED
- A REED will also request a Router ID when a new node attempts to join and there are not enough Active Routers in the range of the new node to accept that as a child
- An Active Router will release the Router ID and **downgrade** to a REED when the total number of Active Routers is above a threshold (currently 23) and other inter-connectivity criteria for neighbors and children are met

COMMISSIONING

Commissioning

MeshCoP or Mesh Commissioning is a protocol for securely authentication, commissioning and joining new untrusted radio devices to a mesh network

Adding new devices it's the process of a human administrator



Commissioning Roles

Commissioner currently elected authentication server and the authorizer to provide network credentials



Border Agent any device capable of relaying messages between a Thread Network and a Commissioner



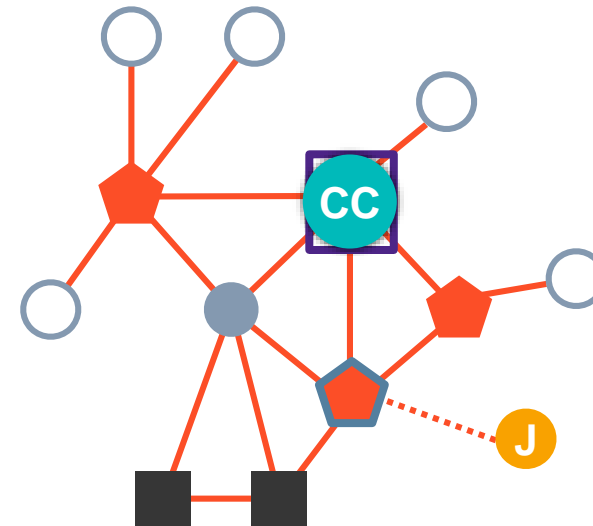
Commissioner Candidate a device capable of becoming a commissioner and either intends or is currently petitioning the leader to become the Commissioner



Joiner the device to be added by a human administrator to a commissioned Thread network



Joiner Router existing Thread router or REED in the secure Thread Network that is one hop away from the **Joiner**



THREAD SECURITY



Security Overview

Commissioning

Stablish a secure session between a commissioner and a joining device

DTLS with **elliptic curve J-PAKE** to authenticate and provide network credentials

MAC & Mesh Management Layers

AES128 encryption for all messages as defined by IEEE 802.15.4 specification

Thread Network

Automatic **key rotation** mechanisms for parameterizing, changing, and negotiating shared network keys change after a time interval

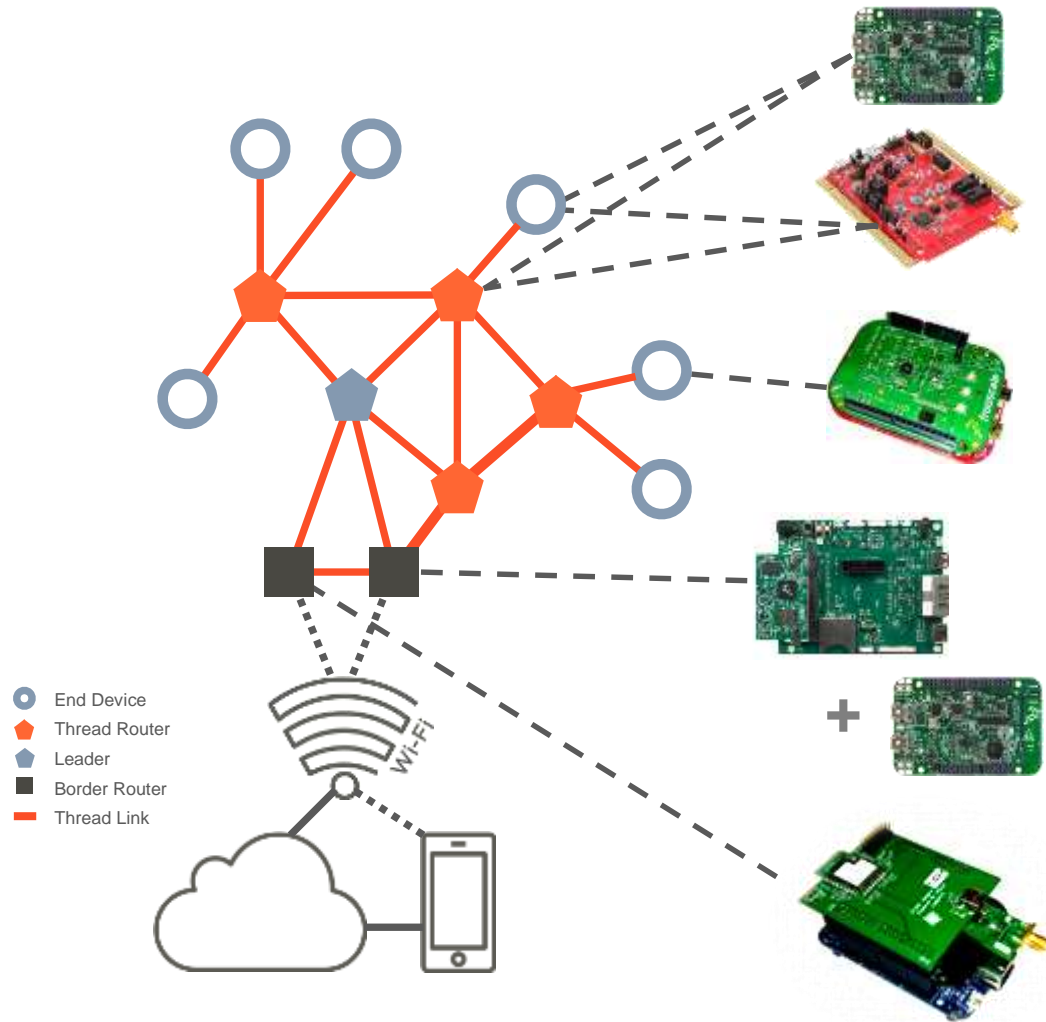
Generic IP layer

Capable of carrying multiple **DTLS** or **TLS** flavors

NXP KINETIS & I.MX THREAD PLATFORMS



NXP's Thread Hardware Offering



NXP Kinetis KW2xD, KW41Z
Thread Router / REED / End Device
Tower Board and Freedom Board
Kinetis SDK and FreeRTOS

NXP Kinetis KL46 + MCR20A Transceiver
Thread End Device
Freedom Board
Kinetis SDK and FreeRTOS

**NXP i.MX6 UltraLite EVK +
FRDM-KW24D or FRDM-KW41Z**
Thread Border Router / Cloud gateway
Provides IP data routing and infrastructure integration
i.MX6UL EVK & Freedom Board
Runs Linux operating system

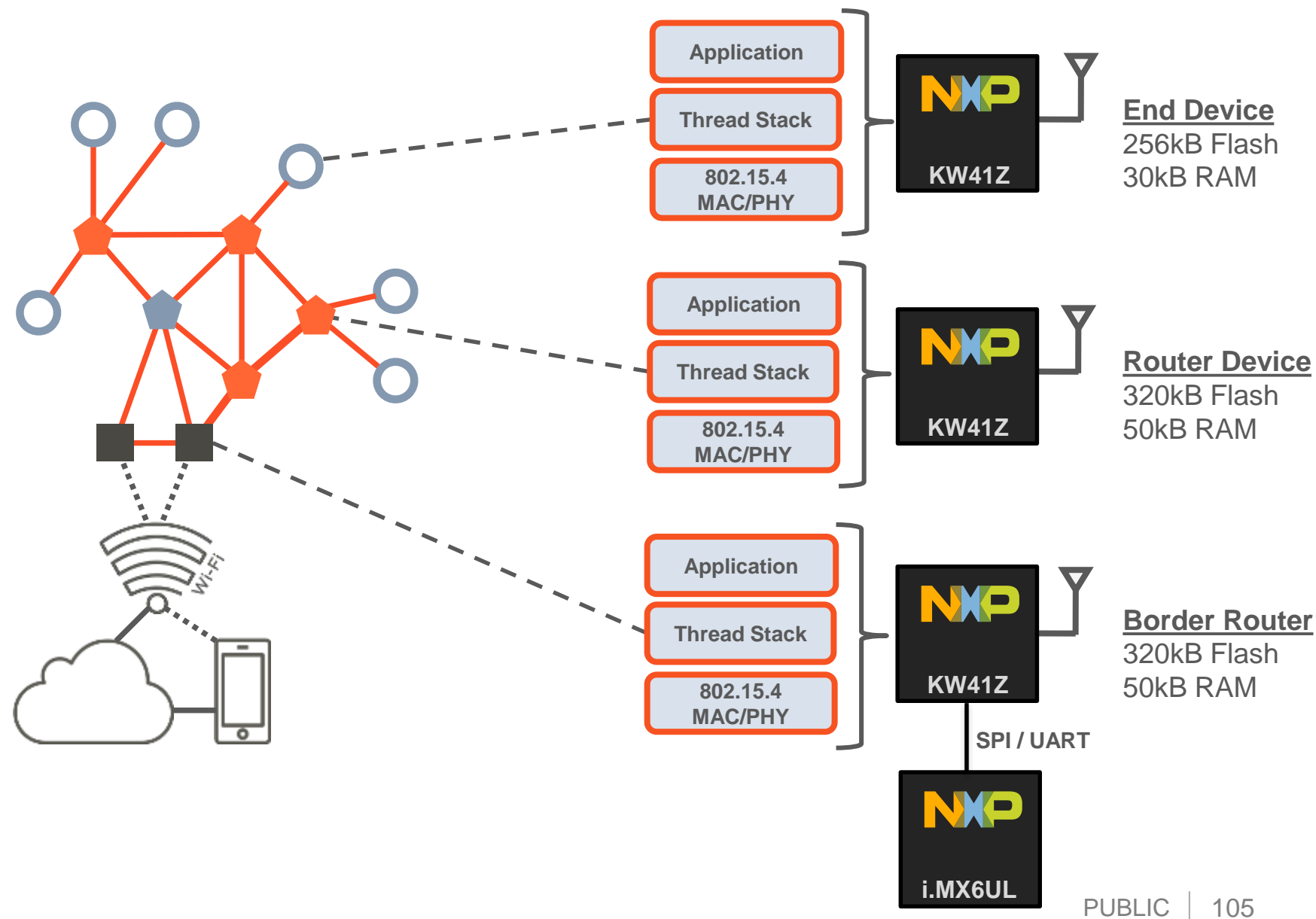
NXP Kinetis K64F + MCR20A Transceiver
Border Router with Ethernet & upcoming Wi-Fi support (QCA400x)
Freedom Boards
Kinetis SDK and FreeRTOS



**NXP's KW41Z
and KW2xD
Thread
Stacks are
Now
Certified!**

The most **complete** Thread end to end platform available!

KW41Z/21Z Thread Device Type Code Estimates



LINKS OF INTEREST

Links of interest

- Kinetis Thread: www.nxp.com/Thread
- Thread Group: www.threadgroup.org

- KW41Z: www.nxp.com/KW41Z
- FRDM-KW41Z: www.nxp.com/FRDM-KW41Z
- USB-KW41Z: www.nxp.com/USB-KW41Z

THREAD DEMO



NXP Kinetis Wireless Solutions Agenda

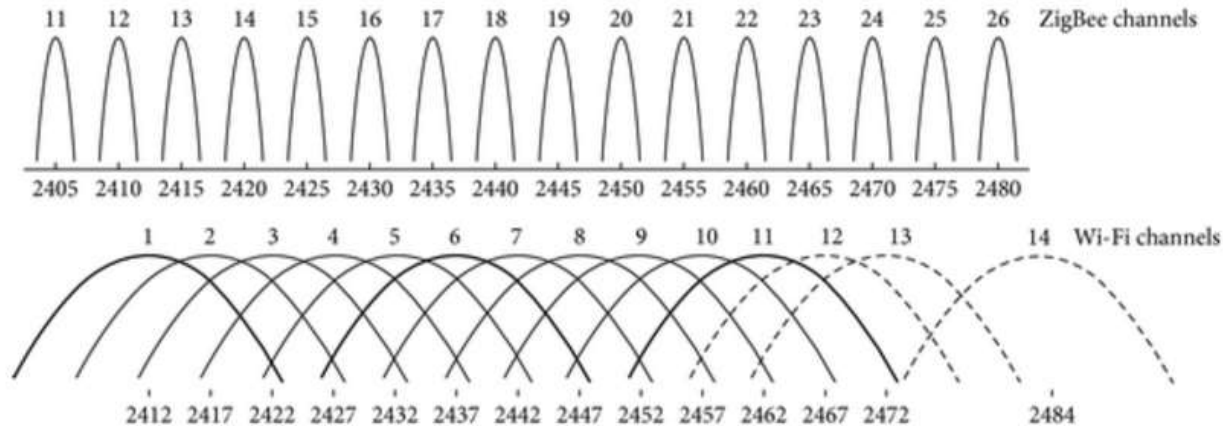
- **KW41 Family Overview**
- **Bluetooth Low Energy (BLE)**
- **Thread**
- **BLE+Thread**
- **Wireless Framework**
- **Modular Gateway**

BLE+THREAD

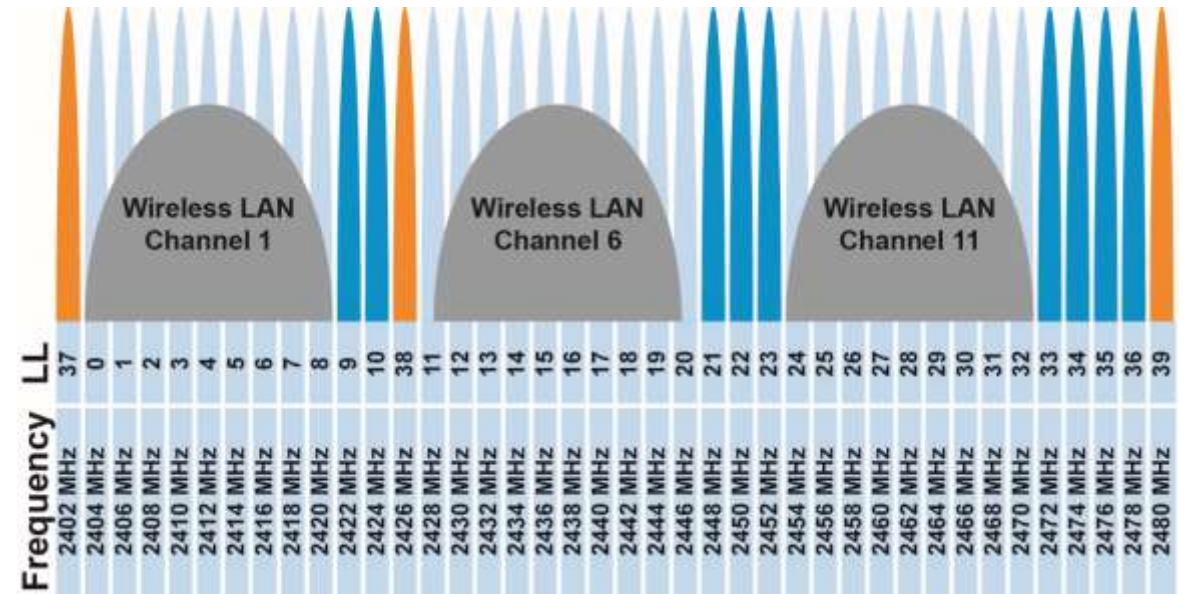
Introduction

KW41 deals with three types of coexistence

- Internal: Two protocols in the same chip (i.e. BLE + 802.15.4)
- Inter-IC: Two chips in the same board (i.e. KW41 + Wi-Fi chip)
- External: KW41 design + 2.4 GHz environment (i.e. Wi-Fi Routers, 802.15.4 networks, Bluetooth devices)



Wi-Fi + 802.15.4 Spectrum



Wi-Fi + BLE Spectrum

Introduction (continue)

The KW41Z includes a 2.4 GHz transceiver that supports the following protocols:

- BLE
- 802.15.4 (Thread, ZigBee...)
- Generic FSK

Inter-ICs (off-chip) coexistence may be enabled by using three GPIOs to signal RF activity and request access to the medium.

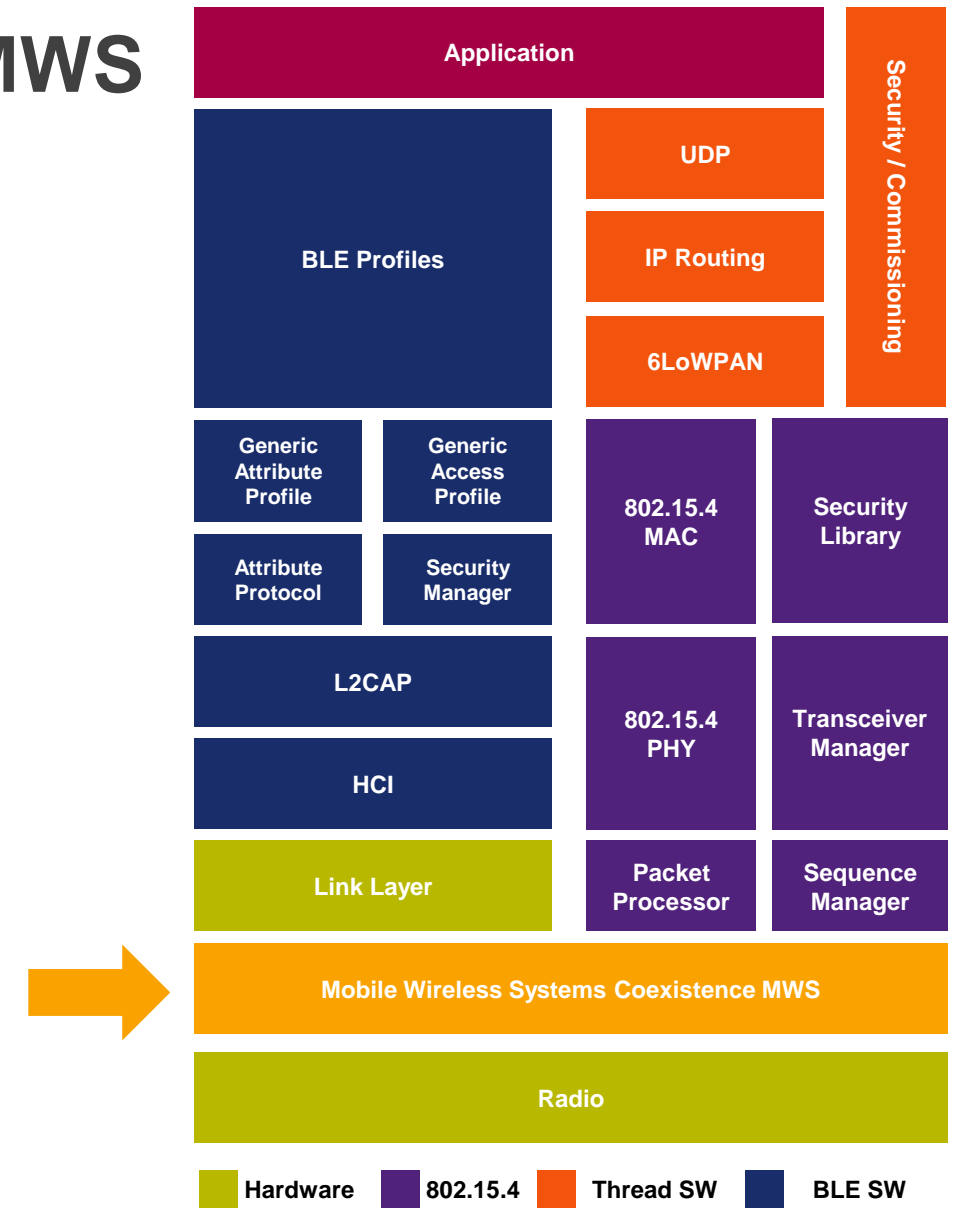
Pin name	Direction	Description
RF_ACTIVE	Output	Signals when the transceiver becomes active
RF_STATUS	Output	Signals RF activity type (RX/TX) and the priority of the sequence
RF_DENY	Input	Signals if the access to the medium is granted or not

Mobile Wireless Systems Coexistence MWS

Is a set of APIs included in the **Connectivity Framework**

Allows Link Layers and higher layers control the access to the resources.

Allows **inter-ICs** coexistence (i.e. BLE + external Wi-Fi chip)



Thread + BLE KW41 Demo Application

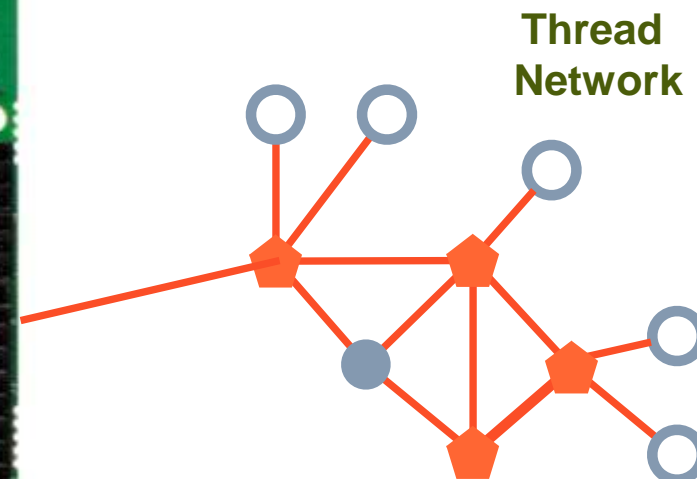
BLE UART to Thread Shell



BLE Direct
Communication



FRDM-KW41Z



BLE+THREAD DEMO



HSDK



Host SDK (Host Software Development Kit)

Overview

The Kinetis Wireless Host SDK consists in a set of cross-platform C language libraries which can be integrated into a variety of user defined applications for interacting with Kinetis Wireless Microcontrollers.

- The Kinetis Wireless Host SDK is meant to run on Windows OS, Linux OS, Apple OS X ® and OpenWrt
- The HSDK software is designed to help developers interact with Host SDK from Python and C programming languages

Host SDK - THCI

The Host SDK implements two physical layers for transporting THCI:

- **UART** - for direct UART

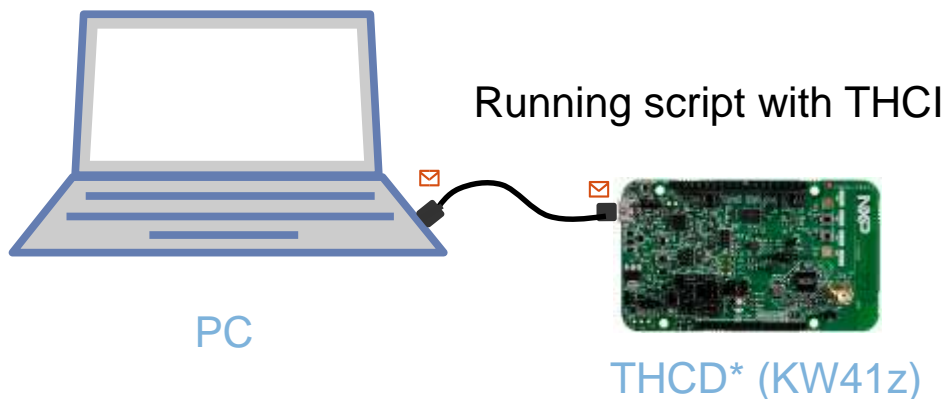
The UART layer handles sending and receiving THCI frames over a serial interface to a Thread-enabled device.

C sample codes:

<installation path>NXP\MKW41Z_ConnSw_1.0.2\tools\wireless\host_sdk\hsdk\demo

Python sample codes:

<installation path>MKW41Z_ConnSw_1.0.2\tools\wireless\host_sdk\hsdk-python\src\com\nxp\wireless_connectivity\test



*Thread Host Controlled Device

```
C:\Users\B52328>cd C:\NXP\MKW41Z_ConnSw_1.0.2\tools\wireless\host_sdk\hsdk-python\src\com\nxp\wireless_connectivity\test

C:\NXP\MKW41Z_ConnSw_1.0.2\tools\wireless\host_sdk\hsdk-python\src\com\nxp\wireless_connectivity\test>python getaddr.py COM53
```

Executing script

```
[Command 0] COM53: THR_FactoryResetRequest -> { }
No response for the previous command <com.nxp.wireless_connectivity.commands.thread.frames.THR_FactoryResetRequest object at 0x02722B90>
Retrying factory reset...
[Command 1] COM53: THR_FactoryResetRequest -> { }
[Event 2] COM53: THR_FactoryResetConfirm -> { Status: Success }
[Event 3] COM53: THR_CpuResetIndication -> { Status: ResetCpuPending , ResetCpuPayload: 0x1f3 }
[Event 4] COM53: THR_CpuResetIndication -> { Status: ResetCpuSuccess , ResetCpu
```

The script “**getaddr.py**” sends THCI commands from the PC host to the board.




It performs a factory reset, creates a network and then it gets the device's **IPv6 addresses**

```
[Event 20] COM53: THR_GetThreadIpAddrConfirm -> { InstanceId: 0x0 , Status: Success , AddressType: 0x0 , AddressList: ['0xFE', '0x80', '0x0', '0x0', '0x0', '0x0', '0x0', '0x0', '0xE8', '0x8F', '0x53', '0x75', '0xF6', '0x71', '0xF6', '0xD1'] , NoOfIpAddr: 0x1 }
LL64 -> fe80000000000000e88f5375f671f6d1
[Command 21] COM53: THR_GetThreadIpAddrRequest -> { InstanceId: 0x0 , AddressType: 0x1 , Data: None }
[Event 22] COM53: THR_GetThreadIpAddrConfirm -> { InstanceId: 0x0 , Status: Success , AddressType: 0x1 , AddressList: ['0xFD', '0x45', '0x14', '0xB', '0xB0', '0xE8', '0x1B', '0x63', '0xFC', '0x7F', '0x0', '0x3B', '0x75', '0xA0', '0x39', '0x1', '0x1', 'NoOfIpAddr: 0x1 }
MLEID -> fd45140bb0e81b63fc7f003b75a03911
[Command 23] COM53: THR_GetThreadIpAddrRequest -> { InstanceId: 0x0 , AddressType: 0x2 , Data: None }
[Event 24] COM53: THR_GetThreadIpAddrConfirm -> { InstanceId: 0x0 , Status: Success , AddressType: 0x2 , AddressList: ['0xFD', '0x45', '0x14', '0xB', '0xB0', '0xE8', '0x1B', '0x63', '0x0', '0x0', '0x0', '0xFF', '0xFE', '0x0', '0x0', '0x0', '0x0', 'NoOfIpAddr: 0x1 }
RLOC -> fd45140bb0e81b63000000fffe000000
[Command 25] COM53: THR_GetThreadIpAddrRequest -> { InstanceId: 0x0 , AddressType: 0x3 , Data: 0 }
[Event 26] COM53: THR_GetThreadIpAddrConfirm -> { InstanceId: 0x0 , Status: Success , AddressType: 0x3 , AddressList: [] , NoOfIpAddr: 0x0 }
Global -> None
```

SNIFFING

Sniffer with Wireshark + USB-KW24D512

- Download and install the **Kinetis Protocol Analyzer Adapter** for USB-KW41Z or USB-KW24D512
- [Direct link](#)

	Kinetis Protocol Analyzer Adapter ^(REV 1.2.4)  <p>The Kinetis Protocol Analyzer Adapter v1.2.4 installer includes WinPcap v4.1.3, Microsoft Visual C++ 2013 Redistributable v12.0.30501, a Wireshark plug-in and a GUI for configuring the adapter.</p> <p>  EXE 16.8 MB KINETIS-PRCTL-ANALYZER-ADAPTER 2016-10-11 00:00:00 </p>	Download
---	---	--------------------------

Protocol Analyzer Adapter Virtual PCAP IF: Local Area Connection 2

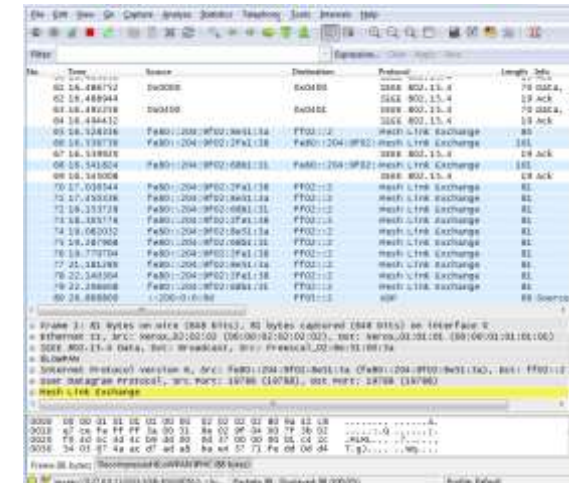
802.15.4 2.4GHz channels: 11 12 13 14 15 16 17 18 19 20 21 22 23 24 25 26

BLE channels: 37 38 39 All ☐ Address Filter: 0x001122334455 Hopping Interval: 100 ☐ Security

Sniffer Devices: Detecting Sniffers



- Support both Wireshark and Ubiqua.

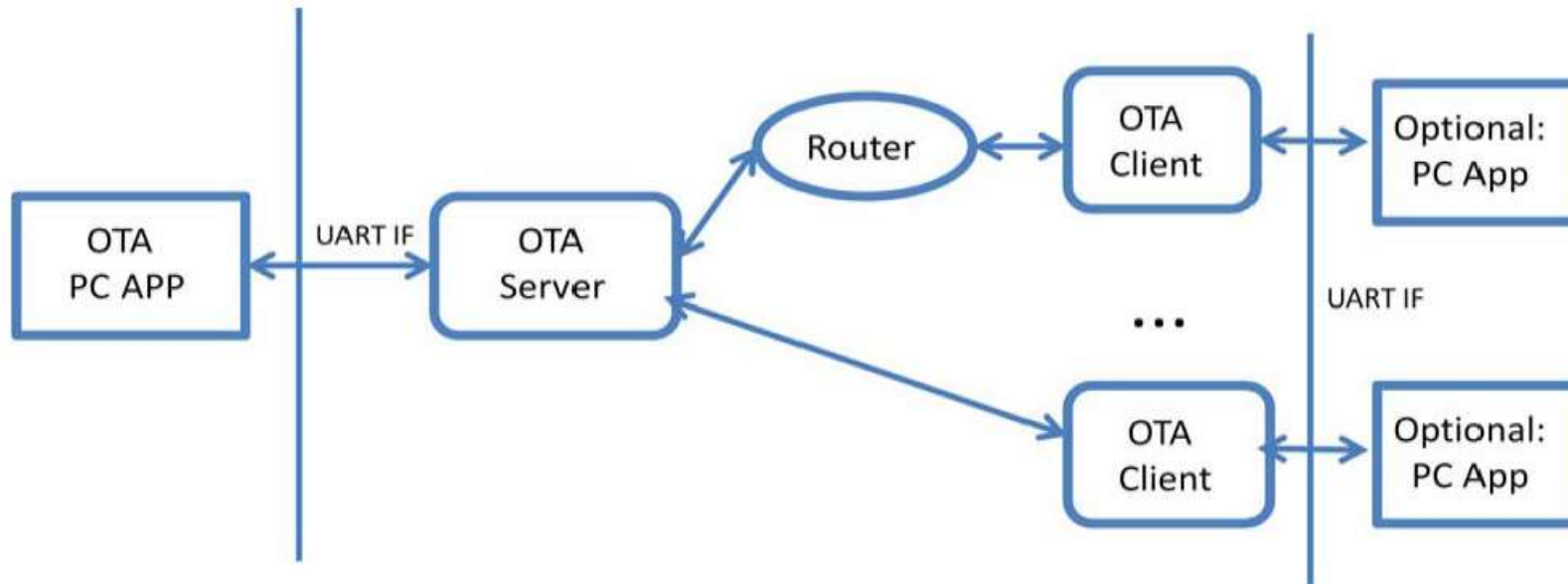


OVER THE AIR UPDATES



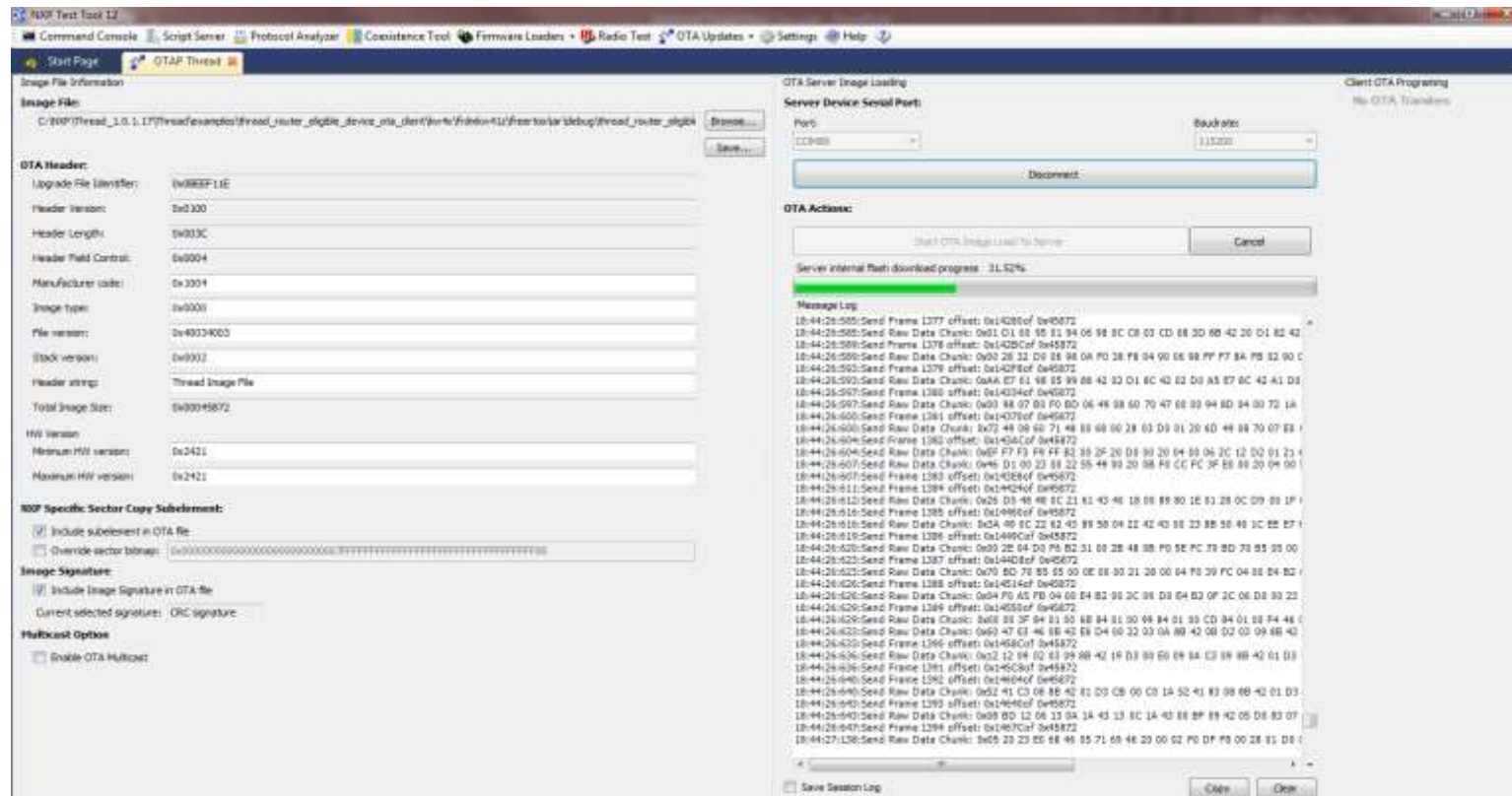
Over-The-Air (OTA) Updates

- For large networks, or for in the field updates, send new firmware wirelessly
- One server node sends the updated firmware, with one or more client nodes receiving.
- Uses Test Tool, a Windows program that communicates with the server node via FSCI (using a UART or USB interface to the board).



NXP Test Tool

- PC Software to communicate over serial paths to wireless development boards
 - FSCI Serial Communication for Host PC control and development prototyping
 - Used for Over-the-Air Update based Out-of-the-Box Examples
- Detailed instructions found in **\docs\wireless\Thread\Kinetis Thread Stack OTA Firmware Update User's Guide.pdf**



NXP Kinetis Wireless Solutions Agenda

- **KW41 Family Overview**
- **Bluetooth Low Energy (BLE)**
- **Thread**
- **BLE+Thread**
- **Wireless Framework**
- **Modular Gateway**


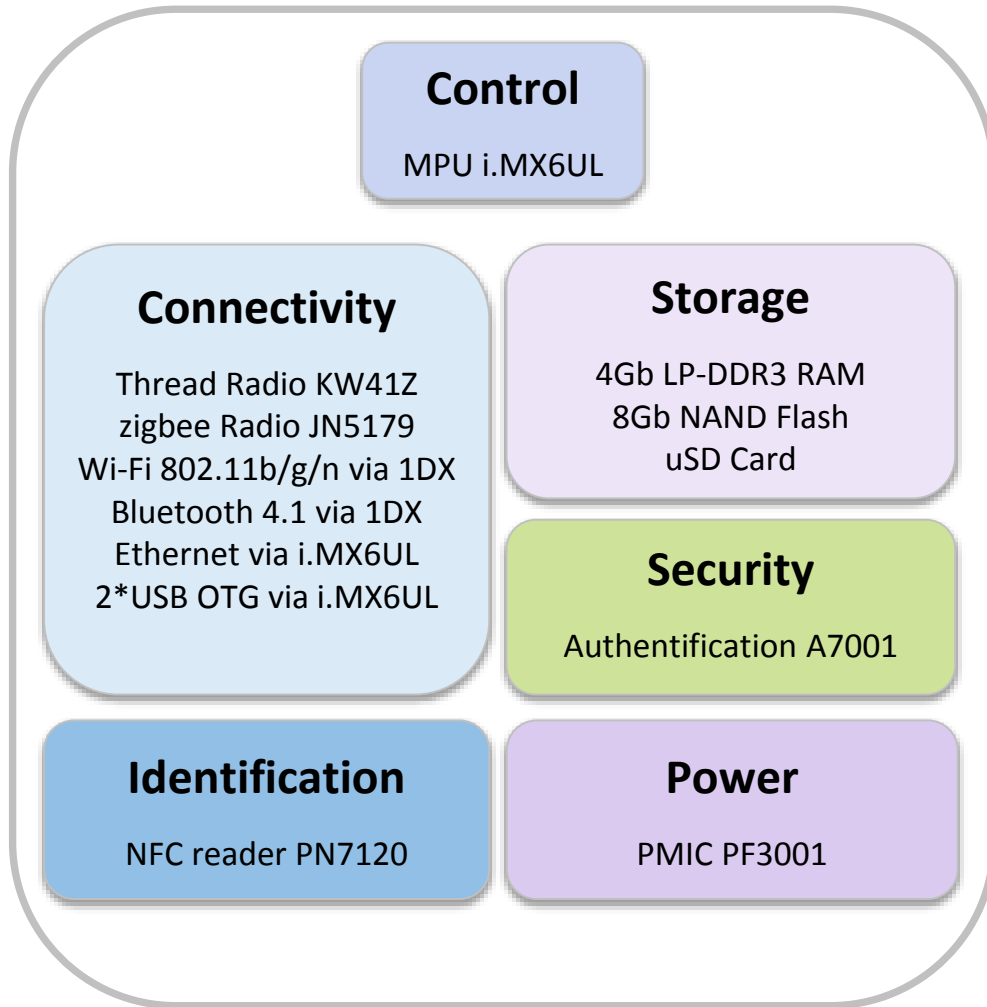
MODULAR IOT FRAMEWORK



MODULAR IOT GATEWAY



Modular IoT Gateway: Optimized Combination of Technology




Modular IoT Gateway | Multi-protocol interoperability

Pre-integrated, tested and certified southbound mesh support for the a wide array of wireless protocols, with flexibility to work together or independently, enabling end-to-end wireless communications in LNN configurations.



Currently Shipping Integrated Development Experience v1.0 !!

Modular Simple Edge Node: Platform and Modules



Shipping Today
with Modular IoT Gateway
Part# SLN-NTW-GTWY



Radio Modules



KW2xD
Thread



KW41Z
Thread



JN5169
zigbee



JN5179-001-M1x
zigbee

Sensor/Actuator
Add-on Modules



How To Engage with NXP IoT Solutions

...to begin your Thread Development:

- **Where to get more information [and to purchase the kit](#):**
 - www.nxp.com/modulargateway
- **Online Technical Documentation:**
 - www.nxp.com/go/modulargateway (*access required*)
- **Community Support for the Modular Framework:**
 - <https://community.nxp.com/groups/modular-framework>

NXP Kinetis Wireless Solutions Agenda

- **KW41 Family Overview**
- **Bluetooth Low Energy (BLE)**
- **Thread**
- **BLE+Thread**
- **Wireless Framework**
- **Modular Gateway**



SECURE CONNECTIONS
FOR A SMARTER WORLD