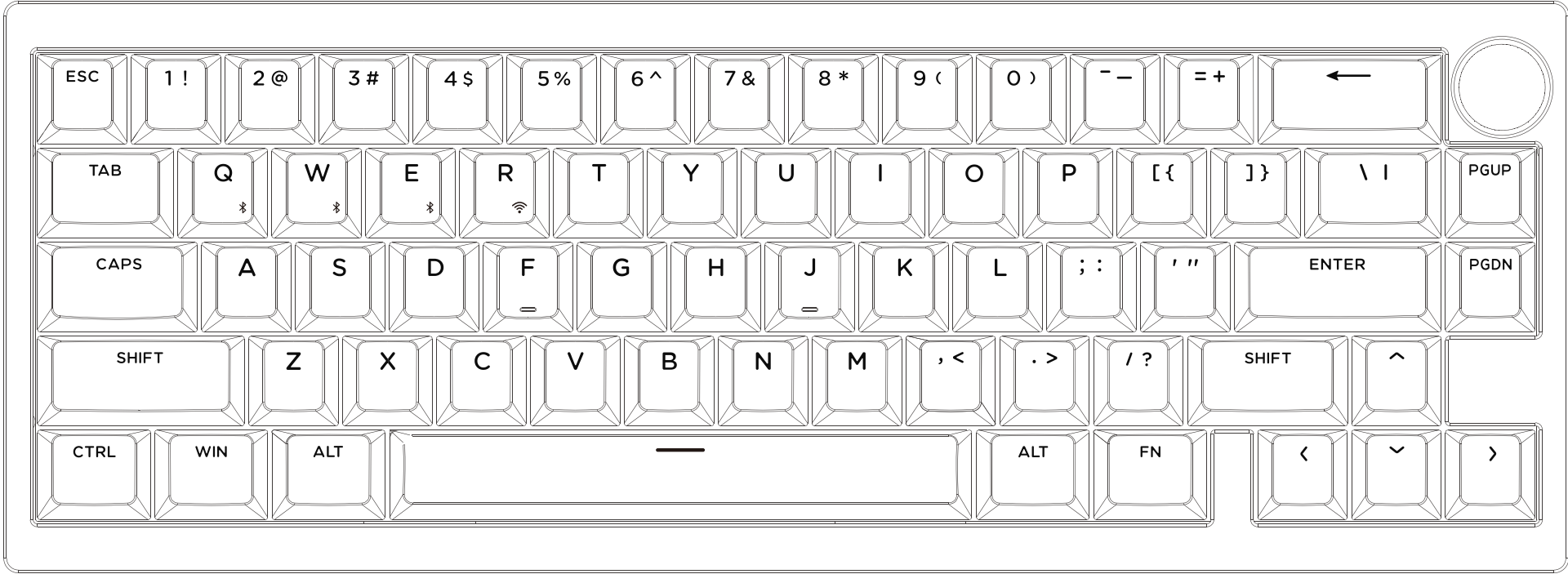


尺寸:318X160mm 正面

The default system of this product is Windows.

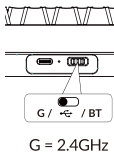
Quick Start Guide



尺寸:318X160mm 正面

1 Connect 2.4GHz Receiver

Switch toggle to 2.4GHz mode



Press FN + R (for 3 seconds)

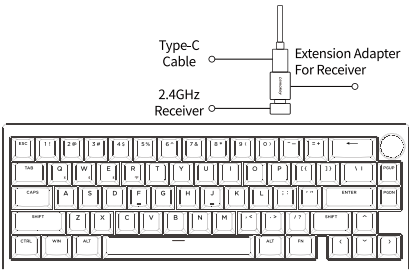


Connect the 2.4GHz receiver to the device USB port.



1.5 Use Extension Adapter

Note: For the best wireless experience, we recommend using the extension adapter for receiver and putting the 2.4GHz receiver somewhere on your desk close to your keyboard for a low rate of latency and fewer signal interferences.



2 Connect Bluetooth

Switch toggle to Bluetooth



Press FN + Q (for 3 seconds) and pair with device named Lemokey P2 HE.




3 Connect Cable



4 The Lemokey Launcher App


Please visit [launcher.lemokey.com](https://launcher.lemokey.com) to access the Keychron online launcher app. This app enables users to remap keys, adjust key actuation points, assign multiple commands to a single key, enter game controller mode, and more. If it cannot recognize your keyboard, please reach our support to get instruction.



\*The online launcher app can only run on the latest version of Chrome, Edge, and Opera browsers yet.

5 Set Up Mac Layer

Use the online launcher app to remap the Windows keys to Mac keys.



6 Factory Reset & Firmware Update



Troubleshooting? Don't know what's going on with the keyboard?

Factory reset your keyboard

1. Power on your keyboard.
2. Press and hold FN + J + Z (for 3 seconds). The keyboard backlight will flash in red quickly for 3 seconds, indicating that the keyboard has been reset.

Flash your keyboard firmware

1. Visit [launcher.lemokey.com](https://launcher.lemokey.com) to open the online Launcher web app.
  2. Ensure the keyboard is in Cable or Wired mode and plug in the power cable.
  3. Find the 'Firmware Update' tab on the left side of the Launcher and connect your keyboard with it.
  4. Follow the instructions on the Launcher and complete the firmware update.
- \* Step-by-step guide, search the keyword "firmware" on [lemokey.com](https://lemokey.com).

7 Warranty

The keyboard is highly customizable and easy to be rebuilt. If anything goes wrong with any of the keyboard components of keyboard during the warranty period, we will only replace the defective parts of the keyboard, not the whole keyboard.



Not Happy  
support@lemokey.com