

FCC INFORMATION

Party issuing Supplier's Declaration of Conformity & Responsible party – U.S. Contact information:

Taylor division of Lifetime Brands Inc.
2311 W. 22nd Street, Suite 200
Oak Brook, IL 60523

Equipment:

Product Name: Smart Body Composition Scale

Model No.: 5331891

Trade Name: Taylor

We declare under our sole responsibility that the above referenced product has been tested according to FCC requirements and this device complies with part 15 of the FCC Rules. Operation is subject to the following two conditions: (1) this device may not cause harmful interference, and (2) this device must accept any interference received, including interference that may cause undesired operation.

NOTE: This equipment has been tested and found to comply with the limits for a Class B digital device, pursuant to part 15 of the FCC Rules. These limits are designed to provide reasonable protection against harmful interference in a residential installation. This equipment generates, uses and can radiate radio frequency energy and, if not installed and used in accordance with the instructions, may cause harmful interference to radio communications. However, there is no guarantee that interference will not occur in a particular installation. If this equipment does cause harmful interference to radio or television reception, which can be determined by turning the equipment off and on, the user is encouraged to try to correct the interference by one or more of the following measures:

- Reorient or relocate the receiving antenna.
- Increase the separation between the equipment and receiver.
- Connect the equipment into an outlet on a circuit different from that to which the receiver is connected.
- Consult the dealer or an experienced radio/TV technician for help

Changes or modifications not expressly approved by the party responsible for compliance could void the user's authority to operate the equipment.

FCC RF Exposure Warning Statement:

This equipment complies with FCC radiation exposure limits set forth for an uncontrolled environment. This equipment can be used in portable exposure conditions.

This device contains licence-exempt transmitter(s)/receiver(s) that comply with Innovation, Science and Economic Development Canada's licence-exempt RSS(s). Operation is subject to the following two conditions:

- (1) This device may not cause interference.
- (2) This device must accept any interference, including interference that may cause undesired operation of the device.

L'émetteur/récepteur exempt de licence contenu dans le présent appareil est conforme aux CNR d'Innovation, Sciences et Développement économique Canada applicables aux appareils radio exempts de licence. L'exploitation est autorisée aux deux conditions suivantes :

- (1) L'appareil ne doit pas produire de brouillage;
- (2) L'appareil doit accepter tout brouillage radioélectrique subi, même si le brouillage est susceptible d'en compromettre le fonctionnement.

ISED Radio Frequency Exposure Statement:

This equipment complies with ISED exposure limits set forth for an uncontrolled environment. This equipment can be used in portable exposure conditions.

ISED Déclaration d'exposition aux radiofréquences:
Cet équipement est conforme aux limites d'exposition d'ISDE établies pour un environnement non contrôlé. Cet équipement peut être utilisé dans des conditions d'exposition portables.

Not for diagnostic use. Not a medical device.

Manufactured For:

LIFETIME BRANDS CANADA

5151 Thimens Boul., Montreal, Quebec H4R 2C8

The trademarks ®/™ and logos appearing herein are the property of Lifetime Brands, Inc., and/or their respective owners. © 2025 Taylor, a Division of Lifetime Brands Inc. All rights reserved.

Made to our exact specifications in China. Not legal for trade.

MADE IN CHINA

IC: 29649-5331891

FCC ID: 2AP3Q-5331891



For Customer service in Canada
cs@accenthome.com

CP5331891 6.25 WC



IB5331891

CAN ICES (B) / NMB (B)

MODEL # 5331891

ITM. / ART. 1901753

TAYLOR®

Smart Body Composition Scale

with Body Fat, Body Water, Muscle Mass, BMR and BMI

INSTRUCTIONS FOR USE
IMPORTANT, RETAIN FOR FUTURE REFERENCE

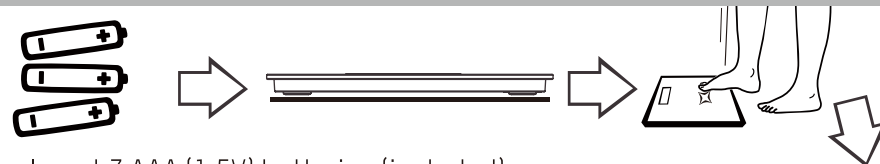
IMPORTANT SAFETY INFORMATION

The TAYLOR Smart Body Composition Scale is intended for home use for weight measurement and estimation of body composition metrics for informational purposes only. The scale and the associated Precision Hub™ app are designed to be used as tools for tracking changes in body composition over time to support a healthy lifestyle.

This product is not intended to diagnose, treat, mitigate, or prevent any disease or health condition.

The measurements and data provided by this device are estimates and should not be used as a basis for medical diagnosis or treatment. The information provided by this scale is not a substitute for professional medical advice, diagnosis, or treatment. Users should always consult with a qualified healthcare professional for any health concerns or before making any decisions related to their health. This includes, but is not limited to, starting a new diet or exercise program. Do not disregard professional medical advice or delay in seeking it because of something you have read or interpreted from the measurements of this device or the associated application.

Scale Setup & Calibration



1. Insert 3 AAA (1.5V) batteries (included).
2. Place the scale on a hard, flat surface and toe tap to turn the scale on and to calibrate.
3. Scan QR code and download the free Precision Hub app.
4. Set up your user profile within the Precision Hub app.
5. Non-app user should manually create the user profile (U1-U8) from the scale before measuring.



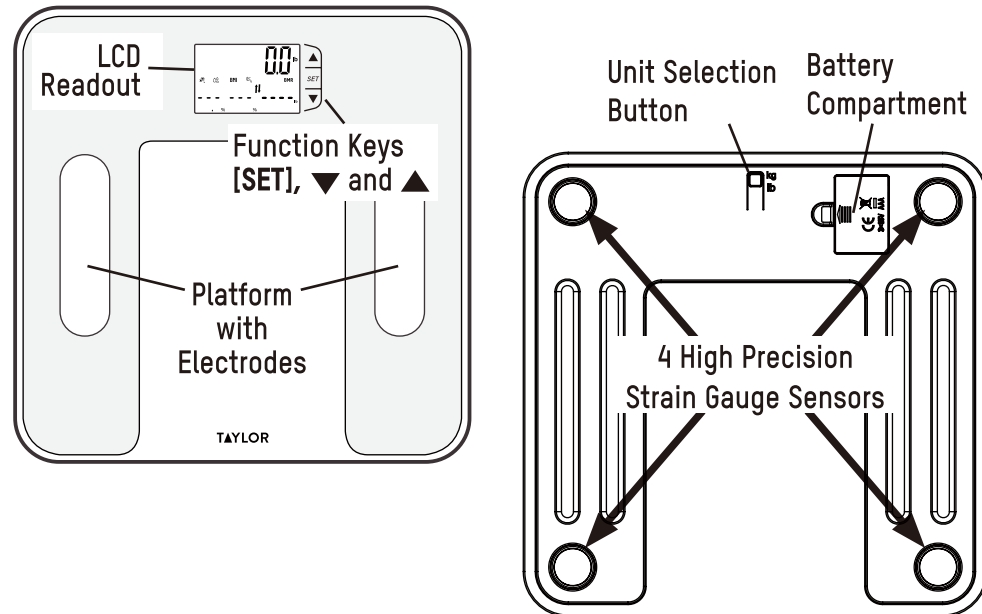
Precision Hub™ app

- SET** Press "▲" or "▼" select a profile number (U1 to U8) **SET**
- SET** Press "▲" or "▼" select gender **SET**
- SET** Press "▲" or "▼" set height **SET**
- SET** Press "▲" or "▼" set age **SET**

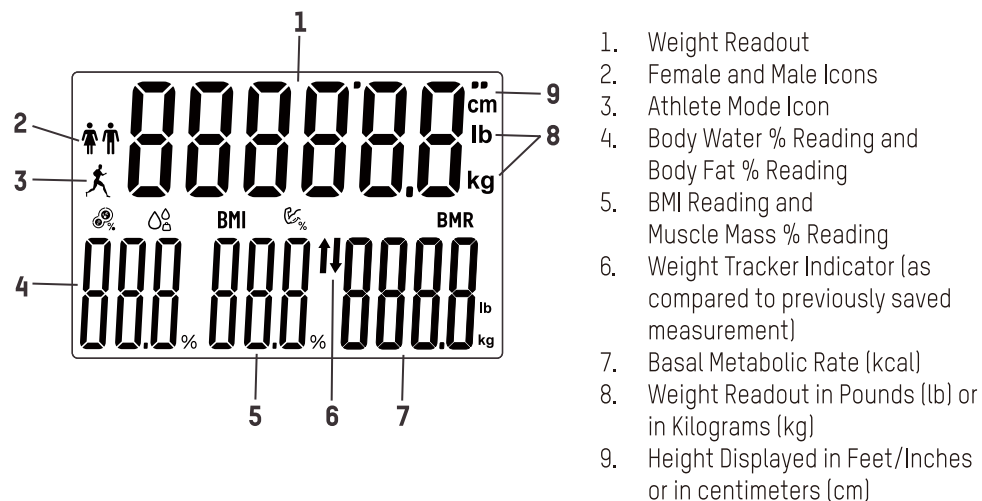
6. Scale is ready to weigh.

Getting to know your scale

Front & back view of scale

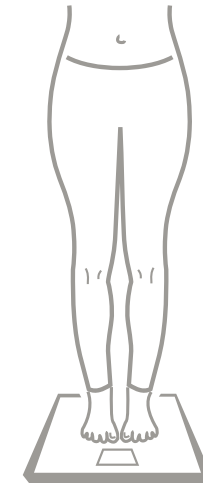


LCD readout description



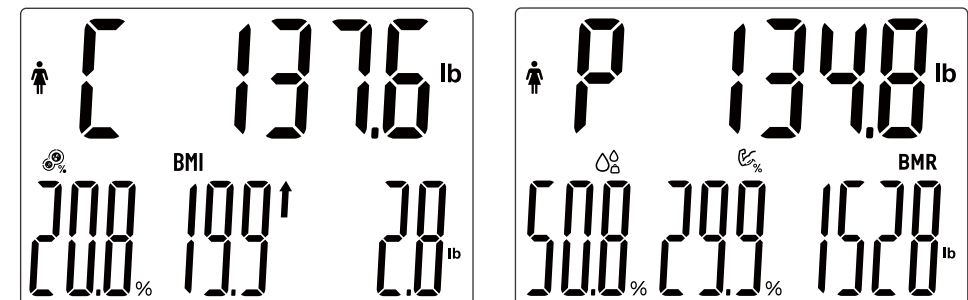
Proper Foot Placement

Stand barefoot on the scale, ensuring your feet make full contact with the metal electrodes.



Interpreting body composition readings

If your body fat percentage, for example, is 20.8% and you need some help understanding these results, please refer to the app for more detailed information.



Care & Maintenance

1. The platform will be slippery when it is wet. Keep it dry! However, do not expose to direct sunlight, extreme hot/cold temperatures or humidity.
2. This scale is designed to read weights between 11 and 440 lbs (5 and 200 kgs). To prevent damage, do not place more than 440 lbs (200 kgs) on it.
3. DO NOT strike, shock, or drop the scale.
4. Treat the scale with care as it is a precise instrument. Always keep your scale in a horizontal position. Do not store the scale on its side.
5. Clean the scale with a damp cloth and avoid water getting inside the scale.
6. DO NOT use chemical/abrasive cleaning agents.
7. Always keep your scale in horizontal position.
8. If your scale fails to turn on, check whether batteries are installed, or battery power is low. Insert or replace with new batteries.
9. Do not use for commercial purpose and follow all instructions provided in this manual.

DETAILED INFORMATION ON HOW TO INSERT THE BATTERIES

1. Insert the 3 'AAA' (1.5V) batteries (included).
2. Remove any plastic wrap from the batteries before installing.
3. Open the battery cover on the back of the scale unit.
4. Place the batteries into the battery compartment according to the "+" and "-" polarity symbols in the battery compartment.
5. Replace the battery compartment cover and screws if applicable.
6. If you do not intend to use the scale for a prolonged period of time, it is advisable to remove the batteries before storing.
7. Do not mix old and new batteries.

Troubleshooting Common Issues

1. If the scale does not turn on or no weight is displayed?

Check if the scale is powered up and started up. If not, please refer to the Section "Preparation Before Use".

2. If the scale is inaccurate or weight varies?

Place feet in center of platform and stand still. Allow weight to lock in before looking down at display. Flooring may be a reason for fluctuation. Use the scale on the hardest floor available for accuracy. Do not move the scale unnecessarily.

3. I have tried all corrective actions, but still can't solve the problem ...

For Customer service in Canada cs@accenthome.com.

4. Why do I get a different body fat reading when I use a different brand of body fat scale?

Different body composition scales take estimations around different parts of the body and use different mathematic algorithm to estimate the percentage of body fat. The best advice is not to make comparisons from one device to another, but to use the same device each time to monitor any change.

DURING MEASUREMENT

- Place your feet in the same position every time you weigh yourself. Stand still during measurement.
- Weigh yourself without clothing whenever possible. Clothes can vary in weight.
- Place the scale where it won't be bumped while being activated or while in use, as an inaccurate reading may occur.
- For the most consistent readings, weigh yourself the same time of day, for best results early in the morning, as weight can fluctuate due to food or drink in your system.

WARNING INDICATIONS!

Lo

'Lo' Low Battery Indication:

The battery power is running low. Please replace with new batteries.

0.Ld

'0_Ld' Over-Load warning:

Should "0_Ld" appear on the display during a weighing, this indicates that the maximum weighing capacity of the scale has been exceeded. Remove the weight immediately; otherwise, permanent damage may occur.

Err1

'Err1' Error warning:

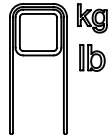
Impedance cannot be measured. Please make sure that you are standing still on the scale with bare feet and maintaining maximum contact between your feet and the metal contacts.

If Error messages continue after following the correct actions above, remove the batteries and reinsert after 1 minute.

How to Delete/Edit a Saved Profile

You can delete a single user or delete all users profiles.

1. Press the **SET** key to turn the scale on and wait for it to display show "0.0". Then press the 'Unit' button on the back of the scale and hold 5 seconds, you will see "ALL" and "dEL". When "ALL" is blinking, release unit button.




2. Press arrow keys "▲" or "▼" to select user numbers, sequence being: **ALL**, **U1**, through **U8**. The blinking number is the one selected.



3. Press the **SET** key and it will show "YES". Press **SET** to confirm deletion.
4. Press arrow keys "▲" or "▼" to change to "NO" and to cancel deletion.
5. **Edit a profile:** If the user number has been occupied, long press **SET** for 3 seconds to edit user info.

The scale will reboot and display "0.0" after deletion.

The deletion will be canceled if no action is taken for more than 10 seconds.



Battery Warnings!

- Always purchase the correct size and grade of battery most suitable for the intended use.
- NOTE: Please recycle or dispose of batteries per local regulations.
- WARNING: Batteries may pose a choking hazard. As with all small items, do not let children handle batteries. If swallowed, seek medical attention immediately.
- PRECAUTION: Do not dispose of batteries in fire. Batteries may explode or leak.
- Remove the batteries if the product will not be used for a long period of time. Remove used batteries promptly.
- Clean the battery contacts and also those of the device prior to battery installation.
- Non-rechargeable batteries are not to be recharged.
- Do not force discharge, recharge, disassemble, heat above 131°F (55°C), or incinerate. Doing so may result in injury due to venting, leakage or explosion resulting in chemical burns."
- Always replace all batteries at the same time; do not mix old and new batteries. Do not mix alkaline, standard (carbon-zinc) or rechargeable (ni-cad, ni-mh, etc.) batteries.
- When batteries of different brands or types are used together, or new and old batteries are used together, some batteries may be over-discharged due to a difference of voltage or capacity. This can result in venting, leakage, and rupture and may cause personal injury.

SAFETY WARNING

- The warning signs and icons shown appear in order for you to use this product safely and correctly as well as to prevent product damage, risk and injury to you and others.

PRECAUTION NOTICE

- Do not use the scale on people who have body implants such as a pacemaker, artificial limbs, contraceptive devices, or metal plates or screws. It may cause the device to malfunction or produce an inaccurate result. When in doubt, consult your physician.
- Do not disassemble the scale as incorrect handling may cause injury.
- Do not step on the scale when your body or feet are wet, especially after bathing or showering to prevent slipping.

IMPORTANT NOTICE TO USERS

- This product is intended for humans ages 18+.
- Make sure to use only the type of battery stated (see Section "INSERT THE BATTERIES").
- The "Athlete" mode is applicable only to people 18+ years of age.
- Body fat percentage estimates will vary with the amount of water in the body, and can be affected by dehydration or over-hydration due to such factors as alcohol consumption, menstruation, illness, intense exercise, etc.
- Do not use on pregnant women. The result is inaccurate and effects on the fetus are unknown.
- For body fat and body water estimates, always estimate in bare feet.

Product Specifications

1. Bioelectrical Impedance Analysis (BIA) technology for body fat and body water percentage, muscle mass estimations and BMR estimations
2. High precision strain gauge technology for weight measurement
3. Athlete (for ages 18+ years) or Normal Mode selection
4. Slim design
5. Multi user memories.
6. Fast recall function
7. Auto-on and auto-off functions
8. LED readout
9. Low battery indicator
10. Capacity: 440lb, 200kg
11. Body fat graduation: 0.1% (in the range from 3%-60%)
12. Body water graduation: 0.1% (in the range from 29.3%-71.2%)
13. Muscle Mass graduation: 0.1% (in the range from 37.2%-90.6%)
14. Age range from 10 to 90 years
15. Height range from 1'00" to 8'02" (30 to 249 cm)
16. Operates with 3 'AAA'(1.5V) batteries (included)
17. Product dimension: 12.2" x 12.2" x 0.96" (30.9 cm x 30.9 cm x 2.4 cm) (Approx.)
18. Gift box dimension: 13.30" x 14.76" x 2.32" (33.7 cm x 37.4 cm x 5.8 cm) (Approx.)
19. Product weight: 3.95 lb (Approx.)
20. Total weight (product & gift box): 4.51 lb (Approx.)
21. Accuracy of weight measurement: +/- 1% of applied load up to 440 lbs
22. Output power for Body Fat Analyzer: <300uA