

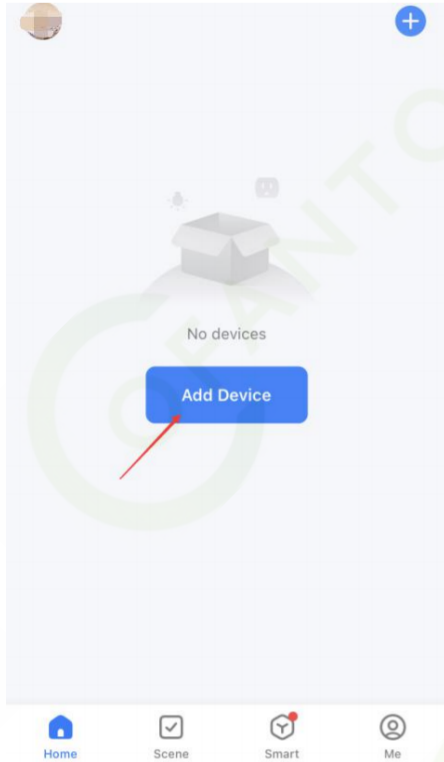
How to connect Ofantop Smart Ceiling Fan with Smart Life APP

Step 1: download Smart Life App

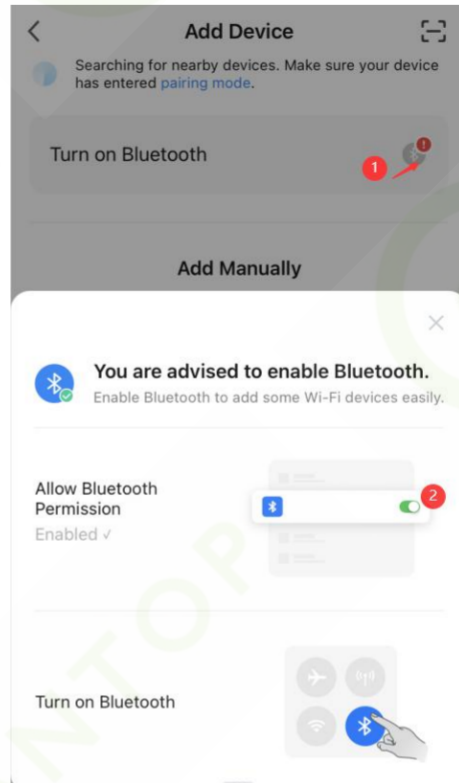


Step 2: register a Smart Life's account and log in

Step 3: Turn off the break box which supply power to the fan. Turn on the break box again and enter app and click "Add Device" button



Step 4: Turn on Bluetooth



Step 5: scroll the page till you find the "Small Home Appliances", then click "Fan (Wi-Fi)".



Step 6: select 2.4Ghz wifi network, enter wifi and password.



How to connect Ofantop Smart Ceiling Fan with Smart Life APP

Step 7: long press 8H button (Reset button) on remote towards the fan for 5s, release the button when you hear beep beep sound, then press "Confirm the indicator is blinking" button.

Reset the device

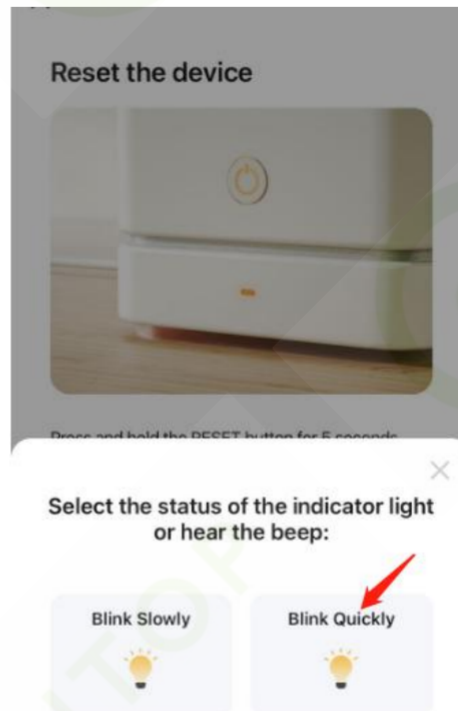


Press and hold the RESET button for 5 seconds until the indicator blinks (subject to the user manual).

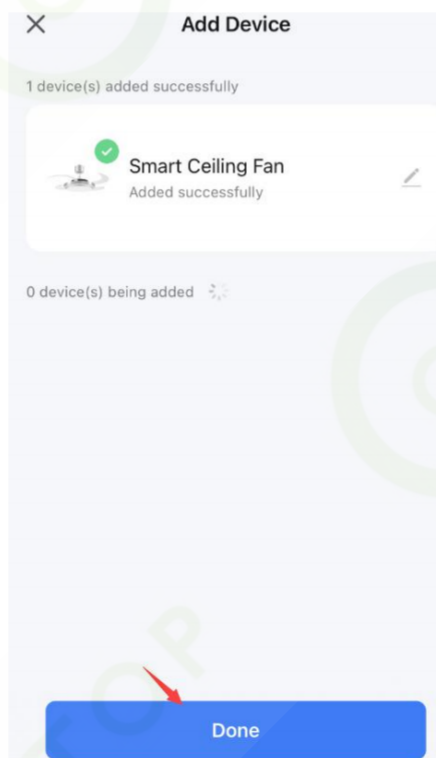
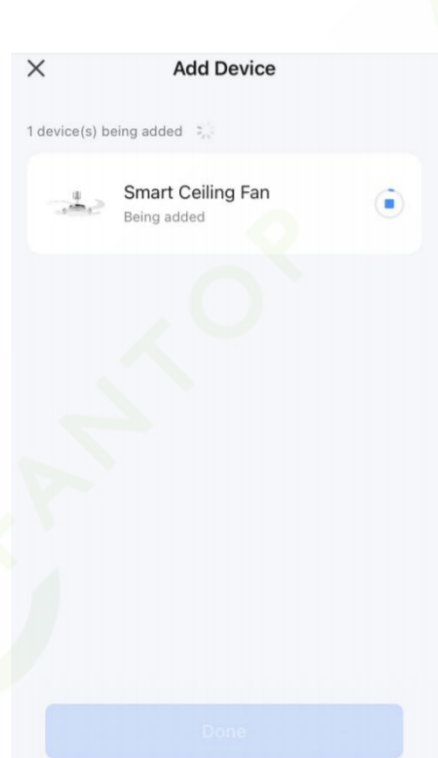
Confirm the indicator is blinking

[Reset Device Step by Step](#)

Step 8: on next page, there are two options: blinks slowly vs blinks rapidly. Please choose 'blinks Quickly'.



Step 9: pls wait the fan to connect the APP. When the tip "Added successfully" comes out, press "Done" button. Congratulations, it was done.



How to connect Ofantop Smart Ceiling Fan with Smart Life APP

If you fail to add device after step 9, pls try step 9-01 & step 9-02

Step 9-01: press and hold the remote control "4H" timer button for 5 seconds until the buzzer sounds one long time, release the button and the receiver will chirp at 3 second intervals to indicate WIFI AP pairing mode. Then press "Confirm the indicator is blinking" button.

Reset the device



Press and hold the RESET button for 5 seconds until the indicator blinks (subject to the user manual).

Confirm the indicator is blinking

[Reset Device Step by Step](#)

Step 9-02: In next page, pls click "blinkly SLOWLY". After that, you will add device successfully.

Reset the device



Press and hold the RESET button for 5 seconds

Select the status of the indicator light or hear the beep:

Blink Slowly

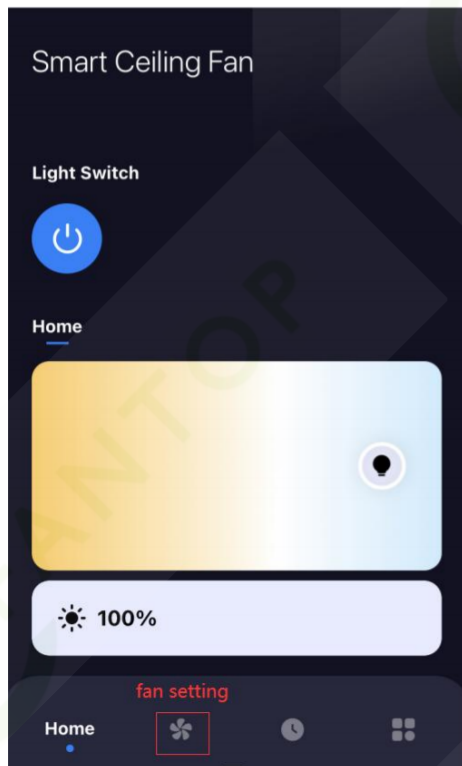


Blink Quickly



Step 10: below is light setting, including turn on/ off, light's temperature, and dim.

Press the 2nd button at the bottom to shift to fan setting.



Step 11: below is fan setting, including turn on/ off running direction (summer mode vs winter mode), speed setting, timer.

