

User Manual

Digital Advertising Media Player MCMP1021

Let's get started

Digital Advertising Media Player

Scan to
learn more



Ethernet Port

HDMI Input

Power Input



Power On/Off

Volume

Back Button

Directional Input

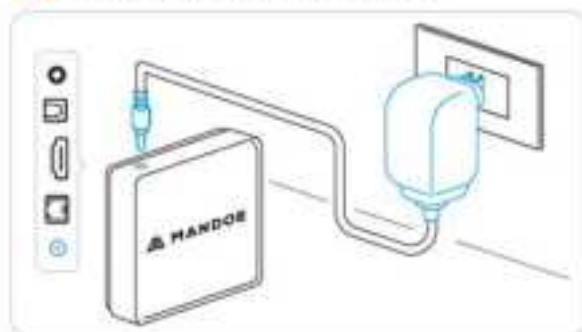
Menu Button



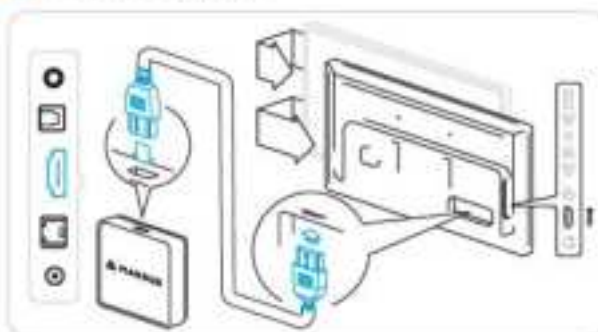
2xAAA batteries
NOT INCLUDED.

To learn more or get help visit mandoemedia.com/getting-started

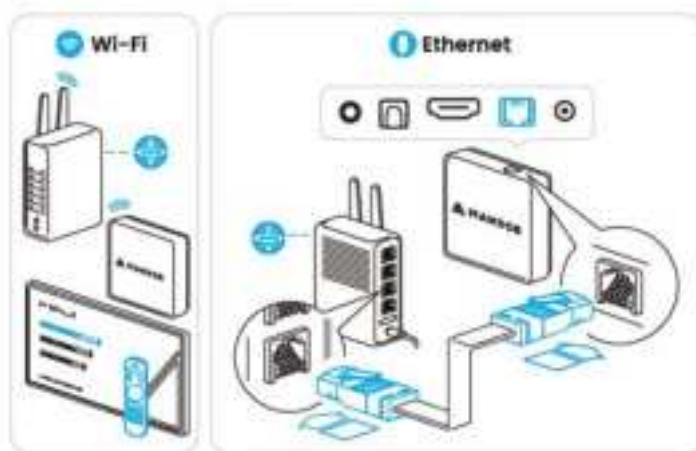
1 Connect AC power adapter



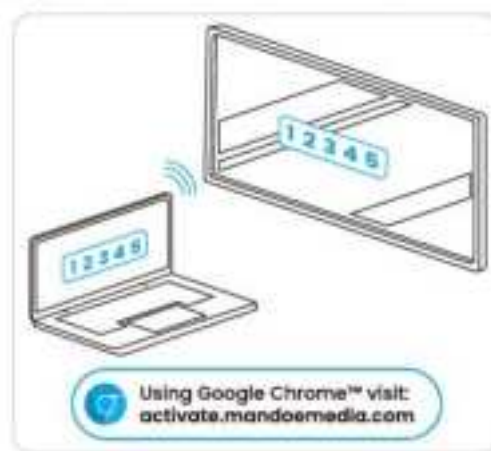
2 Connect HDMI



3 Connect Wi-Fi or Ethernet



4 Pair CMS with the player



Safety Instructions

WARNING:

1. To reduce the risk of fire or electric shock, do not expose this device to rain or moisture. The device shall not be exposed to dripping or splashing and that objects filled with liquids, such as vases, shall not be placed on apparatus.
2. The direct plug-in adaptor is used as disconnect device, the disconnect device shall remain readily operable.
3. To reduce the risk of electric shock, do not remove cover (or back) as there are no user-serviceable parts inside. Refer servicing to qualified personnel.
4. Use only the AC adapter which is included in the product package. Any other adapter may cause damage to the device. Such damage is not covered under warranty.
5. The power adaptor is used as the power interrupting device. Please pay attention to safety plug and pull and convenient operation.
6. Do not expose the appliance to naked flame sources (for example, lighted candles).
7. Do not install the appliance in a confined space, such as a bookcase or built-in cabinet.



Correct Disposal of this product. This marking indicates that this product should not be disposed with other household wastes throughout the EU. To prevent possible harm to the environment or human health from uncontrolled waste disposal, recycle it responsibly to promote the sustainable reuse of material resources. To return your used device, please use the return and collection systems or contact the retailer or service operator where the product was purchased. They can take this product for environmental safe recycling.

Hazardous Substances Table

Part Name	Hazardous Substances or Elements									
	Pb	Hg	Cd	CR(VI)	PBB	PBDE	DEHP	BBP	DBP	DIBP
Cabinet assembly	○	○	○	○	○	○	○	○	○	○
Cable assembly	○	○	○	○	○	○	○	○	○	○
Power/Adapter	○	○	○	○	○	○	○	○	○	○
Plastic and polymer	○	○	○	○	○	○	○	○	○	○
Metal part	○	○	○	○	○	○	○	○	○	○

○: It indicates that content of toxic and hazardous substance in all homogeneous material are less than specified limit by Directive2011/65/EU (RoHS)

x: It indicates that at least one content of toxic and hazardous substance in all homogeneous material is beyond specified limit by Directive2011/65/EU (RoHS)

This table shows the toxic and hazardous substance when manufacture this device, hazardous substance information is based on information from supplier as well as internal inspection. In some part, hazardous substance cannot be replaced with current technologies, Tfiretek is always doing its best to improve the quality of the product.

Manufacture Information:

Shenzhen Amedia Technology Co., Ltd.

No. 01, 2/F, A Plant, Block B, Minsheng Industrial Park, Longmei Road,
Gaofeng Community, Dalang Office, Longhua District, Shenzhen, China

Hereby, Shenzhen Amedia Technology Co., Ltd declares that MEDIA
PLAYER MCMP1021 is in compliance with Directive 2014/53/EU. The full
text of the EU declaration of conformity is available at the following internet
address: <http://amediatech.cn/>

FCC Statement

This device complies with part 15 of the FCC rules. Operation is subject to the following two conditions: (1) this device may not cause harmful interference, and (2) this device must accept any interference received, including interference that may cause undesired operation.

Caution: Changes or modifications not expressly approved by the party responsible for Compliance could void the user's authority to operate the equipment.

NOTE: This equipment has been tested and found to comply with the limits for a Class B digital device, pursuant to part 15 of the FCC Rules. These limits are designed to provide reasonable protection against harmful interference in a residential installation. This equipment generates uses and can radiate radio frequency energy and, if not installed and used in accordance with the instructions, may cause harmful interference to radio communications. However, there is no guarantee that interference will not occur in a particular installation. If this equipment does cause harmful interference to radio or television reception, which can be determined by turning the equipment off and on, the user is encouraged to try to correct the interference by one or more of the following measures:

- Reorient or relocate the receiving antenna.
- Increase the separation between the equipment and receiver.
- Connect the equipment into an outlet on a circuit different from that to which the receiver is connected.
- Consult the dealer or an experienced radio/TV technician for help important announcement .

Radiation Exposure Statement

To comply with FCC RF exposure compliance requirements, this grant is applicable to only mobile configurations. The antennas used for this transmitter must be installed to provide a separation distance of at least 20 cm from all persons and must not be co-located or operating in conjunction with any other antenna or transmitter.

ISED Statement

- English: This device contains licence-exempt transmitter(s)/receiver(s) that comply with Innovation, Science and Economic Development Canada's licence-exempt RSS(s). Operation is subject to the following two conditions:

(1) This device may not cause interference.

(2) This device must accept any interference, including interference that may cause undesired operation of the device.

The digital apparatus complies with Canadian CAN ICES-3 (B)/NMB-3(B).

French: Cet appareil contient des émetteurs/récepteurs exempts de licence qui sont conformes aux RSS exemptés de licence d'Innovation, Sciences et Développement économique Canada.

L'exploitation est soumise aux deux conditions suivantes :

(1) Cet appareil ne doit pas provoquer d'interférences.

(2) Cet appareil doit accepter toute interférence, y compris les interférences susceptibles de provoquer un fonctionnement indésirable de l'appareil.

l'appareil numérique du ciem conforme canadien peut - 3 (b) / nmb - 3 (b).

This device meets the exemption from the routine evaluation limits in section 2.5 of RSS 102 and compliance with RSS 102 RF exposure, users can obtain Canadian information on RF exposure and compliance.

cet appareil est conforme à l'exemption des limites d'évaluation courante dans la section 2.5 du cnr - 102 et conformité avec rss 102 de l'exposition aux rf, les utilisateurs peuvent obtenir des données canadiennes sur l'exposition aux champs rf et la conformité.

This equipment complies with Canada radiation exposure limits set forth for an uncontrolled environment.

Cet équipement est conforme aux limites d'exposition aux rayonnements du Canada établies pour un environnement non contrôlé.

RF Exposure Statement

This equipment should be installed and operated with minimum distance 20cm between the radiator & your body.

Cet équipement doit être installé et utilisé à une distance minimale de 20 cm entre le radiateur et votre corps.

The device for operation in the band 5150–5250 MHz is only for indoor use to reduce the potential for harmful interference to co-channel mobile satellite systems.

L'appareil destiné à fonctionner dans la bande 5150-5250 MHz est uniquement destiné à une utilisation en intérieur afin de réduire le potentiel d'interférences nuisibles aux systèmes mobiles par satellite cocanaux.