

The background of the cover is a dark blue with a subtle, grainy texture. On the left side, there are two vertical white lines of different thicknesses. The main title is centered in the lower half of the page.

INDIANA STATE

2020-21 BASKETBALL MEDIA GUIDE

2020-21 QUICK FACTS

GENERAL

Location..... Terre Haute, Ind.
 Founded..... 1865 as Indiana State Normal School
 Enrollment 10,830 (Fall 2020)
 Nickname..... Sycamores
 School Colors..... Royal Blue, White & Cool Gray
 Conference Missouri Valley Conference (MVC)

ADMINISTRATION

President Dr. Deborah J. Curtis
 Director of Athletics..... Sherard Clinkscales
 Alma Mater Purdue
 Athletic Phone..... (812) 237-4092
 Ticket Office Phone..... (877) ISU-TIXS

ATHLETIC COMMUNICATIONS

Interim Dir. of Athletic Comm. (MBB) Tim McCaughan
 Office Phone (812) 237-4161
 Cell Phone (618) 841-2139
 Email..... Timothy.McCaughan@indstate.edu
 Assistant Dir. of Athletic Comm..... Andrew Hile
 Office Phone (812) 237-4159
 Email..... Andrew.Hile@indstate.edu
 Athletic Communications Mailing Address
 Indiana State Athletic Communications
 401 N. 4th Street - Arena Suite
 Terre Haute, IN 47809
 On The Web..... GoSycamores.com
 Live Stats..... GoSycamores.com/LiveStats
 Twitter @IndStMBB
 Instagram @IndStMBB
 Facebook /SycamoreMBB

HULMAN CENTER

Year Opened..... 1973
 Renovated..... 2020
 Capacity..... TBA (Renovations)
 Press Row Phone (812) 237-3654

RADIO INFORMATION

Network Sycamore Radio Network
 Station Call Sign..... WIBQ 97.9 FM / 1230 AM
 Listen Online GoSycamores.com

LOCAL COVERAGE

Primary Newspaper Terre Haute Tribune Star
 Beat Writer..... Todd Golden
 Office Phone..... (812) 231-4272
 Email Todd.Golden@tribstar.com
 Local TV Coverage..... WTWO/WTNH
 WTWO Grant Pugh
 WTHI Rick Semmler

HISTORY

Seasons of Basketball 126th in 2020-21
 First Season 1896
 All-Time Record 1,514-1,299 (.538)
 Retired Numbers..... Bird (33), Klueh (54), Nicks (22)
 All-Americans..... 14
 NCAA Tournament Appearances..... 4
 Record 5-4 (.555)
 Last (Round) 2019 (First Round)
 Consecutive 2 (2000-2001)
 NCAA Final Four Appearances (last)..... 1 (1979)
 NIT Appearances (last) 4 (2014)
 Record 1-5 (.200)
 Last (Round) 2014 (First Round)
 Consecutive 2 (2013-2014)
 CBI Appearances (last) 1 (2010)
 Record 0-1 (.000)
 Last (Round) 2010 (First Round)
 MVC Tournament Championships..... 3 ('79, '01, '11)
 MVC Regular Season Championships 2 ('79, '00)

TEAM INFORMATION

2019-20 Record 18-12
 Home / Away / Neutral 12-1 / 4-8 / 2-3
 MVC Record (Finish) 11-7 (Third)
 Home / Away 8-1 / 3-6
 Letterwinners Returning / Lost 7/6

COACHES & STAFF

Head Coach Greg Lansing (11th Season)
 Alma Mater South Dakota '90
 Record at Indiana State 166-154 (10 Years)
 Career Record Same
 Assistant Coach Brett Carey (4th Season)
 Alma Mater UNC Asheville '01
 Assistant Coach Kareem Richardson (2nd Season)
 Alma Mater Evansville '97
 Assistant Coach Jake Odum (2nd Season)
 Alma Mater Indiana State '14
 Director of Operations..... James Schmeits (6th Season)
 Alma Mater Nebraska Wesleyan '09
 Strength Coach..... Kenneth Galletta
 Athletic Trainer Connor Burton
 Graduate Assistant Nick Healy
 Graduate Assistant Dalton Dietrich

2020-21 ROSTER INFORMATION

Stats are from 2019-20

Starters Returning		HT	WT	CL	POS	PPG	RPG	APG	BPG	SPG
1	Tre Williams	6-7	245	So.	F	7.2	4.2	0.9	1.2	0.4
4	Cooper Neese	6-4	190	Jr.	G	7.3	2.5	1.2	0.1	0.4
11	Tyreke Key	6-2	205	Sr.	G	15.6	4.6	1.7	0.2	0.7
35	Jake LaRavia	6-8	215	So.	G/F	9.4	5.9	1.6	1.2	0.5

Letterwinners Returning		HT	WT	CL	POS	PPG	RPG	APG	BPG	SPG
0	Cam Bacote	6-3	170	Jr.	G	2.6	1.0	0.7	0.0	0.2
20	Cobie Barnes	6-5	215	So.	G	2.1	1.9	0.3	0.1	0.2
25	Keon Sellers	6-4	180	So.	G	0.4	0.1	0.0	0.0	0.0

Newcomers		POS	HT	WT	YR	HOMETOWN / HIGH SCHOOL	LAST SCHOOL
2	Kailex Stephens	F	6-7	210	Jr.	Tuscaloosa, Ala. / Paul W. Bryant HS	Tallahassee CC
10	Julian Larry	G	6-2	180	Fr.	Frisco, Texas / iSchool Entrepreneurial Academy	
13	Sam Mervis	G	5-11	165	Fr.	Carmel, Ind. / University HS	
14	Tobias Howard, Jr.	G	6-2	195	Gr.	Lithonia, Ga. / North Gwinnett HS	Towson
21	Ndongo Ndaw	C	6-8	205	Jr.	Thies, Senegal / Capital Chrisitan	Butler CC
44	Randy Miller, Jr.	G	6-2	190	Gr.	Odenton, Md. / Mount St. Joseph HS	North Carolina Central
50	Nick Hittle	C	6-10	240	Fr.	Indianapolis, Ind. / Culver Academies	

Starters Lost		YR	POS	PPG	RPG	APG	BPG	SPG	NOTE
2	Jordan Barnes	Sr.	G	12.6	3.7	3.7	0.1	1.6	--
10	Christian Williams	Sr.	G	6.9	3.0	2.1	0.3	1.0	--

Letterwinners Lost		YR	POS	PPG	RPG	APG	BPG	SPG	NOTE
5	Bronson Kessinger	Sr.	C	3.7	1.5	0.2	0.2	0.4	--
12	Tyeshon Martin	So.	G	0.0	0.0	0.0	0.0	0.0	--
23	De'Avion Washington	So.	G	1.2	1.3	0.1	0.1	0.1	--
34	Christopher Agbo	Jr.	C	1.4	1.9	0.0	0.2	0.1	--

2020-21 SCHEDULE

NON CONFERENCE REGULAR SEASON

Day	Date	Opponent	Tournament	Location	TV	Time
Sunday	Dec. 6	vs Indianapolis		Terre Haute, Ind.	TBA	TBA
Saturday	Dec. 12	at Purdue		West Lafayette, Ind.	TBA	TBA
Tuesday	Dec. 15	at Saint Louis		St. Louis, Mo.	TBA	TBA
Saturday	Dec. 19	vs Ball State		Terre Haute, Ind.	TBA	TBA
Tuesday	Dec. 22	vs. Southeast Missouri State		Terre Haute, Ind.	TBA	TBA

CONFERENCE REGULAR SEASON

Day	Date	Opponent	Tournament	Location	TV	Time
TBA						

POSTSEASON

Day	Date	Opponent	Tournament	Location	TV	Time
<i>Thursday</i>	<i>Mar. 4</i>	<i>TBA</i>	<i>State Farm MVC Tournament</i>	<i>St. Louis</i>	<i>TBA</i>	<i>TBA</i>
<i>Friday</i>	<i>Mar. 5</i>	<i>TBA</i>	<i>State Farm MVC Tournament</i>	<i>St. Louis</i>	<i>TBA</i>	<i>TBA</i>
<i>Saturday</i>	<i>Mar. 6</i>	<i>TBA</i>	<i>State Farm MVC Tournament</i>	<i>St. Louis</i>	<i>TBA</i>	<i>TBA</i>
<i>Friday</i>	<i>Mar. 7</i>	<i>TBA</i>	<i>State Farm MVC Tournament</i>	<i>St. Louis</i>	<i>TBA</i>	<i>TBA</i>

All Times Listed Are Eastern

Home Games in **Bold** / Neutral Site Games in *Italic* / * Denotes Missouri Valley Conference Contest

Times and TV Networks subject to change

2020-21 ROSTER & PRONUNCIATION GUIDE

NUMERICAL

NO	NAME	POS	HT	WT	YR	EXP	HOMETOWN / HIGH SCHOOL	PREVIOUS SCHOOL
0	Cam Bacote	G	6-3	175	Jr.	1L	Hampton, Va. / Bethel HS	Maryland-Eastern Shore
1	Tre Williams	C	6-7	250	So.	1L	Reynoldsburg, Ohio / Woodstock Academy	
2	Kailex Stephens	F	6-7	200	Jr.	TR	Tuscaloosa, Ala. / Paul W. Bryant HS	Tallahassee CC
3	Jake LaRavia	G/F	6-8	225	So.	1L	Indianapolis, Ind. / Lawrence Central HS	
4	Cooper Neese	G	6-4	185	Jr.	2L	Cloverdale, Ind. / Cloverdale HS	
5	Jared Hankins	G	6-4	195	R-Fr.	RS	Indianapolis, Ind. / Lawrence North HS	
10	Julian Larry	G	6-3	185	Fr.	HS	Frisco, Texas / iSchool Entrepreneurial Academy	
11	Tyreke Key	G	6-2	205	Sr.	3L	Celina, Tenn. / Clay County HS	
13	Sam Mervis	G	5-11	165	Fr.	HS	Carmel, Ind. / University HS	
14	Tobias Howard, Jr.	G	6-2	185	Gr.	TR	Lithonia, Ga. / North Gwinnett HS	Towson
20	Cobie Barnes	G	6-5	225	So.	1L	Floyds Knobs, Ind. / Floyd Central HS	
21	Ndongo Ndaw	C	6-8	210	Jr.	TR	Thies, Senegal / Capital Christian	Butler CC
25	Keon Sellers	G	6-4	195	So.	1L	St. John, Ind. / Lake Central HS	
44	Randy Miller, Jr.	G	6-2	185	Gr.	TR	Odenton, Md. / Mount St. Joseph HS	North Carolina Central
50	Nick Hittle	C	6-10	245	Fr.	HS	Indianapolis, Ind. / Culver Academies	

ALPHABETICAL

NO	NAME	POS	HT	WT	YR	EXP	HOMETOWN / HIGH SCHOOL	PREVIOUS SCHOOL
0	Cam Bacote	G	6-3	175	Jr.	1L	Hampton, Va. / Bethel HS	Maryland-Eastern Shore
20	Cobie Barnes	G	6-5	225	So.	1L	Floyds Knobs, Ind. / Floyd Central HS	
5	Jared Hankins	G	6-4	195	R-Fr.	RS	Indianapolis, Ind. / Lawrence North HS	
50	Nick Hittle	C	6-10	245	Fr.	HS	Indianapolis, Ind. / Culver Academies	
14	Tobias Howard, Jr.	G	6-2	185	Gr.	TR	Lithonia, Ga. / North Gwinnett HS	Towson
11	Tyreke Key	G	6-2	205	Sr.	3L	Celina, Tenn. / Clay County HS	
3	Jake LaRavia	G/F	6-8	225	So.	1L	Indianapolis, Ind. / Lawrence Central HS	
10	Julian Larry	G	6-3	185	Fr.	HS	Frisco, Texas / iSchool Entrepreneurial Academy	
13	Sam Mervis	G	5-11	165	Fr.	HS	Carmel, Ind. / University HS	
44	Randy Miller, Jr.	G	6-2	185	Gr.	TR	Odenton, Md. / Mount St. Joseph HS	North Carolina Central
21	Ndongo Ndaw	C	6-8	210	Jr.	TR	Thies, Senegal / Capital Christian	Butler CC
4	Cooper Neese	G	6-4	185	Jr.	2L	Cloverdale, Ind. / Cloverdale HS	
25	Keon Sellers	G	6-4	195	So.	1L	St. John, Ind. / Lake Central HS	
2	Kailex Stephens	F	6-7	200	Jr.	TR	Tuscaloosa, Ala. / Paul W. Bryant HS	Tallahassee CC
1	Tre Williams	C	6-7	250	So.	1L	Reynoldsburg, Ohio / Woodstock Academy	


COACHES & STAFF

NAME	POSITION	SEASONS AT INDIANA STATE	ALMA MATER
Greg Lansing	Head Coach	11th Season as HC / 18th at ISU	South Dakota '90
Brett Carey	Assistant Coach	4th Season	UNC Asheville '01
Kareem Richardson	Assistant Coach	2nd Season	Evansville '97
Jake Odum	Assistant Coach	2nd Season / 1st as Assistant Coach	Indiana State '14
James Schmeits	Director of Basketball Operations	6th Season	Nebraska Wesleyan '09
Nick Healy	Graduate Assistant	2nd Season	Missouri '19
Dalton Dietrich	Graduate Assistant	1st Season	Indiana State '19

PRONUNCIATION GUIDE

Cam Bacote	Bay-COAT
Tyreke Key	Ty-REEK
Jake LaRavia	Luh-RAY-ve-uh
Ndongo Ndaw	Non-go Now
Kailex Stephens	Kay-lix
Tre Williams	Trey
James Schmeits	Ssh-mights

2020-21 TV & RADIO ROSTER




CAM BACOTE
JR. | G | 6-3 | 175 | 1L



TRE WILLIAMS
SO. | F | 6-7 | 250 | 1L



KAILEX STEPHENS
JR. | F | 6-7 | 200 | TR



JAKE LARAVIA
SO. | G/F | 6-8 | 225 | 1L



COOPER NEESE
JR. | G | 6-4 | 185 | 2L



JARED HANKINS
R-FR. | G | 6-4 | 195 | RS



JULIAN LARRY
FR. | G | 6-3 | 185 | HS



TYREKE KEY
SR. | G | 6-2 | 205 | 3L



SAM MERVIS
FR. | G | 5-11 | 165 | HS



TOBIAS HOWARD JR.
GR. | G | 6-2 | 185 | TR



COBIE BARNES
SO. | G | 6-5 | 225 | 1L



NDONGO NDAW
JR. | C | 6-8 | 210 | TR



KEON SELLERS
SO. | G | 6-4 | 195 | 1L



RANDY MILLER JR.
GR. | G | 6-2 | 185 | TR



NICK HITTLE
FR. | C | 6-10 | 245 | HS



GREG LANSING
HEAD COACH | 11TH SEASON



BRETT CAREY
ASSISTANT | 4TH SEASON



KAREEM RICHARDSON
ASSISTANT | 2ND SEASON



JAKE ODUM
ASSISTANT | 2ND SEASON



JAMES SCHMEITS
DIRECTOR OF OPS | 6TH SEASON



CONNOR BURTON
ATHLETIC TRAINER



KENNETH GALLETA
STRENGTH COACH



NICK HEALY
GRADUATE ASSISTANT



DALTON DIETRICH
GRADUATE ASSISTANT



GREG LANSING

HEAD COACH -- ELEVENTH SEASON

Greg Lansing is in his 11th season as the head basketball coach at Indiana State. He previously spent another eight seasons with the program as an assistant coach, including three as associate head coach.

Lansing (South Dakota, 1990) is 166-154 (.519) at the helm of the Sycamore basketball program. He owns a school record 91 victories in Missouri Valley Conference games, including a 62-28 record at home. During his career, he is 100-41 in all home games with 46 road victories to his credit and is 53-40 in games decided by five points or less. Lansing owns eight career victories in the MVC Tournament, with four of those victories coming as the lower seeded team. His 166 career victories rank second on ISU's all-time win list, while his 91 MVC victories are the most in the history of the program.

He is the second head coach to lead the Sycamores to the NCAA Tournament in their rookie campaign in the history of the program, with the other being Bill Hodges who led ISU to a 33-1 record and a Final Four appearance in the 1979 NCAA Tournament. Lansing was just the 14th rookie head coach in the history of the MVC to lead his team to 20 victories during their debut season.

Under Lansing, the Sycamores have earned a school record five victories over nationally ranked teams as he passed Bill Hodges and Royce Waltman for the most in program history with a thrilling 72-71 win over No. 15 Butler in December of 2016. ISU won at No. 14 Wichita State (in 2013) -- its best-victory over a nationally-ranked team on the road since 1999 and downed No. 13 Creighton (2013) at home, the highest ranked team to fall to Indiana State inside Hulman Center since joining the MVC. The Sycamores also have won at Vanderbilt (2012) and Notre Dame (2013) under Lansing while those opponents were ranked in the Top 25.

With a 23-win campaign in 2013-14, the Sycamores reached the 17-victory mark for the fifth consecutive season and notched five consecutive winning seasons for the first time in over 40 years under Lansing's leadership.

Lansing's 91 career Missouri Valley Conference victories are the most in the history of the program. Over the last ten years, the Sycamores' 99 league and tournament victories are third most among the current membership.

In 2014-15, the Sycamores entered the season with a roster that featured seven newcomers. Despite a slow start in non-conference play, Lansing led the Sycamores to an 11-7 mark in the Missouri Valley Conference and earned the No. 3 seed at Arch Madness. Indiana State has earned at least the No. 3 seed at the conference tournament in three seasons during Lansing's tenure.

In 2015-16, Devonte Brown and Brenton Scott were each named to the All-MVC Second Team while Everett Clemons took a spot on the MVC All-Newcomer squad. Brandon Murphy was selected as a Missouri Valley Conference Scholar-Athlete. The Sycamores advanced to the MVC Tournament semifinals for the fourth time under Lansing with a win over Illinois State as the sixth seed.

In the spring of 2018, the Sycamores had three honorees in the Missouri Valley Conference Postseason Awards. Jordan Barnes was named an All-MVC Second Team selection while also appearing on the MVC Most Improved Team and was named the MVC's Most Improved Player of the Year. Senior Brenton Scott wrapped a career in which he finished as the program's fourth all-time leading scorer with All-MVC Third Team honors. Tyreke Key parlayed a successful initial campaign into MVC All-Freshman Team plaudits.

It was more of the season in 2019 as Key was named to the All-MVC Second Team and was selected as the league's Most Improved Player. He led the league in scoring becoming just the fourth Sycamore ever to earn that honor as he joined Larry Bird, John Sherman Williams and David Moss in that elite club. Cooper Neese was picked for the MVC All-Freshman Team and Jordan Barnes surpassed the 1,000-point mark in just 77 career games -- the fourth fastest in the history of the program to accomplish that feat.

Indiana State parlayed victories over Colorado and UNLV into a Championship Game appearance against Top 50 N.E.T. opponent TCU at the 2018 Hawaiian Airlines Diamond Head Classic. It was the first non-conference title game appearance for the Sycamore Basketball program since they won the 1999 Indiana Classic -- becoming the first team not named Indiana to win the Bloomington, Ind., based tournament. The Sycamores were vying for their first tournament championship of any kind since the 2011 edition of Arch Madness in St. Louis. In the process, the Sycamores downed Colorado for their first win against a member of the PAC-12 since 1946 when they beat Oregon. Additionally, the Sycamores earned their league-best fifth consecutive win over the Mountain West Conference with its win over UNLV. The Sycamores wrapped up the MVC / Mountain West Conference Challenge with a league-best all-time record of 5-3.

During the 2019-20 season, the Sycamores defeated every Missouri Valley Conference team at least once and complemented their 18-12 overall record with an 11-7 ledger in MVC play. Tyreke Key was named First Team All-MVC while Jordan Barnes picked up Third Team All-MVC plaudits. Key and Barnes were both named to the NABC Second Team All-District squad. Key was also a All-MVC Scholar-Athlete while Jake LaRavia was tabbed to the MVC All-Freshman and All-Newcomer teams and Christian Williams picked up a spot on the MVC All-Defense Team. Jordan Barnes became the first Sycamore in the history of the program to rank in the ISU Top 10 for career points scored, 3-pointers made as well as assists and steals. Tre Williams became the first Sycamore since John Sherman Williams to start every game as a true freshman.

Indiana State set a new program record by limiting Loyola Chicago to just 39 points in its game with the Ramblers inside Hulman Center. That is the second-best defensive showing under coach Lansing and the lowest point total in a Missouri Valley Conference contest since ISU joined the league prior to the 1977 campaign. Additionally, when Christian Williams was named the MVC Player of the Week and Jake LaRavia the MVC Newcomer of the Week on the same day late in the season it was the first time since 2006 that the Sycamores swept the league's weekly awards.

The Sycamores finished the season ranked 16th nationally in 3-point field goal percentage while Jordan Barnes joined Brenton Scott and Michael Menser in the MVC All-Time Top 10 for career 3-pointers made. Tyreke Key and Cooper Neese entered the collegiate portion of their careers having reached the Top 10 in career scoring in both of their respective home states. Key finished his career at Clay County High School in Celina, Tenn., with 3,287 points scored which is 10th most in the history of the state of Tennessee. As a senior, he set the Tennessee High School record for most points scored in a season, breaking a 25-year old record held previously by Kentucky legend Tony Delk.

With Cooper Neese and De'Avion Washington on the roster being joined by Cobie Barnes and Jake LaRavia in 2019-20, the Sycamores had four former Indiana All-Stars on

the roster which was the most for the program in a single-season since the 1998-99 campaign.

The 2017-18 season opened in historic fashion as the Sycamores recorded a 21-point victory over Indiana inside Assembly Hall. The Sycamores set a new record by connecting on 17 3-pointers -- the most ever by a visitor in the iconic venue and recorded the largest margin of victory for the program against the Hoosiers. ISU went on to become the only team to defeat 2018 NCAA Final Four participant Loyola-Chicago inside Gentile Arena with a four-point victory early in MVC play. Lansing was inducted into the Iowa High School Basketball Hall of Fame in March of 2016. He and his father Dave are just the 10th father/son combination to be inducted into that Hall of Fame.

He saw several Sycamores earn postseason recognition from the league office in 2015. Devonte Brown was named the league's Most Improved Player and was tabbed to the All-MVC Second Team. Brenton Scott picked up the program's third-ever MVC Freshman of the Year honor while Tre' Bennett was selected to the All-Bench Team. Justin Gant and Jake Kitchell were each First Team selections as MVC Scholar-Athletes.

In 2012-13, Indiana State finished 18-15 and advanced to the semifinals of the MVC Tournament on the strength of a 51-50 victory over Evansville. In 2013-14, the Sycamores finished with a 23-11 mark and reached their second MVC Tournament Championship game under Lansing. The Sycamores played in the National Invitation Tournament (NIT) in 2013 & 2014 and reached the postseason five consecutive seasons, including in each of the first four years with Lansing at the helm.

In 2013-14, the Sycamores finished in the Top 5 nationally for most true road victories with nine. Included in that total was a road victory over nationally-ranked Notre Dame, giving the program at least one victory over a nationally-ranked opponent in each of Lansing's first four seasons as head coach.

Jake Odum was a repeat selection on the All-MVC First Team and became the first player in the history of the Missouri Valley Conference to record at least 500 career assists and 500 career made free throws. Odum finished as the school's record holder for career free throws made and attempted. He also wrapped up his career as the school's fifth all-time leading scorer and was in the Top 4 in both assists and steals. Odum also was named to the NABC All-District Team and was a Mid-Major All-American for the second consecutive season.

Khristian Smith earned his second consecutive nod on the MVC All-Bench Team and was selected as the league's Sixth Man of the Year. Manny Arop added an honorable mention all-conference selection while Justin Gant and Lucas Eitel were each named to the MVC Scholar-Athlete Team.

Indiana State's three victories over the RPI Top 50 were tied for the most of any one in the Missouri Valley Conference in 2012-13. Creighton, the league's tournament and regular season champion also owned three. Indiana State owned a victory in the Diamond Head Classic against ACC Champion Miami and took down Ole Miss to finish third in the event while Jake Odum was named to the All-Tournament Team.

Odum also became the first Sycamore to appear on the All-Missouri Valley Conference First Team since 2001 and just the sixth all-time. Freshman Khristian Smith was a member of the MVC All-Bench Team while Lucas Eitel and Justin Gant were named Second Team MVC Scholar-Athletes. Additionally, Odum was named to the 2013 Lou Henson All-America Team as well as the 2013 NABC All-District 16 First Team.

The Sycamores are 100-41 (.709) inside Hulman Center under Lansing. Additionally, the Sycamores are 105-10 with Lansing as head coach when allowing less than 63 points to the opposition (including a 25-0 mark when holding teams to 53 or less).



Indiana State did not allow a made 3-pointer at Illinois State on January 23, 2013 as the Redbirds went 0-for-13 from long range on their home court and snapped a string of over 400 games with one which dated back to 1999. It marked the second time during the 2012-13 season that the Sycamores did not allow a trey in a game as nationally-ranked Miami went 0-of-15 on December 25, 2012 in the consolation game of the Diamond Head Classic.

In 2011-12, the Sycamores finished the year with an 18-15 record and advanced to the CollegeInsiders.com Postseason Tournament. Jake Odum was one of just four players nationally to average at least 10 points, five rebounds and 4.5 assists per game during his sophomore season and was a Second Team All-Missouri Valley Conference selection as well as Second Team All-District selection as announced by the National Association of Basketball Coaches.

The Sycamores downed No. 25 nationally-ranked Vanderbilt on the road and finished third at the Old Spice Classic -- the best-ever finish by a MVC team in the event. Lansing burst onto the scene as a rookie head coach with the Sycamore basketball program in 2010-11 as he became just the second-ever Indiana State head coach to lead the team to the NCAA Tournament in his first season. He led the team to a 20-14 record, becoming just the 14th head coach in the history of the Missouri Valley Conference to lead a team to 20 or more victories in their first year at the helm.

ISU reached the NCAA Tournament and took on Syracuse in Cleveland, Ohio based on the program's third-ever MVC Tournament Championship won at the Scottrade Center in St. Louis, Mo. ISU raced to the title with victories over No. 6 Evansville, No. 2 Wichita State and No. 1 Missouri State in the Championship Game as the Sycamores entered as the No. 3 seed in the tournament. Freshman Jake Odum was named to the MVC All-Tournament Team.

Odum was named a CollegeInsider.com Mid Major Freshman All-American and was named an All-MVC Honorable Mention selection as well as a member of the MVC All-Freshman, All-Newcomer and All-Defense Team. Carl Richard was also named to the All-MVC's Honorable Mention squad. ISU took two thrilling buzzer beating victories over league foes Missouri State and Creighton during the regular season at Hulman Center. The buzzer beater over Creighton by Richard was voted the No. 2 play of the weekend by ESPN's SportsCenter.

In 2009-10 the Sycamores overcame a ton of adversity to still put together its best season in nearly a decade under the professional leadership of the ISU coaching staff. Despite only having its full complement of student-athletes for just 28 minutes of the rough and tumble Missouri Valley Conference slate, the Sycamores still recorded its first winning season since 2001 as they finished 17-15. ISU also finished the year with a 9-9 record in league play, bolstering the Sycamores out of the MVC Opening Round at the State Farm Missouri Valley Conference Tournament by securing the league's No. 6 seed after finishing in a tie for fifth in the standings.

Starting guard Jake Kelly suffered a season ending knee injury with 12 minutes left in the conference opener at Southern Illinois and subsequently also lost Dwayne Lathan and Harry Marshall for extended periods over the course of the year.

Marshall, who was the heart and soul of the team, led the MVC in scoring in league contests with a 16 points per game. Marshall was tabbed Second Team All-MVC and was named to the MVC's All-Defensive Team after turning in shutdown performances against most of the league's all-conference opposition. Running a well-rounded program, the Sycamores also two representatives on the MVC's Scholar Athlete Team as both Jordan Printy and Aaron Carter took those plaudits.

The payoff for the Sycamores continued as ISU reached postseason play for the first since 2001 when they accepted a bid to the 2010 College Basketball Invitational, appearing in a road contest at Saint Louis.

Lansing was a key recruiter as an assistant for many talented student-athletes. Lansing has also been a major part of the several all-conference accolades for several players, including Nate Green, Michael Menser, Matt Renn and Jake Odum.

During each year of Lansing's tenure, the Sycamores have participated in the Coaches Vs. Cancer Suits and Sneakers Challenge. For three years, Lansing has led a successful challenge to the state's lawmakers to wear sneakers with their suits during that same time frame as part of the program to promote cancer awareness. Through an invitation from State Representative Bob Heaton, who played for ISU on the 1978-79 team which advanced to the NCAA Final Four, ISU head coach Greg Lansing has visited the State House leaders to participate in the challenge.

Lansing returned to Indiana State after a seven-year stint with the Iowa Hawkeyes. During Lansing's seven years as assistant coach at Iowa, the Hawkeye's went 135-92, received three NCAA Tournament invitations, three NIT appearances and won a pair of Big Ten tournament titles, the first of which came on four wins in four games making Iowa the first team in the Big Ten to accomplish such a feat. In 2005-06, Iowa earned a 25-9 record, the second-most wins in school history, the first undefeated (17-0) home record in the school's history and a No. 3 seed in the NCAA Tournament. Iowa earned seven All-Big Ten selections, 17 Academic All-Big Ten selections and four Academic All-Americans. Lansing coached four of the last five Big Ten rebounding champions, three straight conference leaders in blocked shots and, the league's 2005-06 defensive player of the year. Three of his student-athletes reached the NBA and two from the 2005-06 team were invited to NBA camps.

In Lansing's final two seasons of his first stint at Indiana State, the Sycamores posted back-to-back winning campaigns for the first time since 1979 and 1980. When the Sycamores posted a 16-11 record in 1998 it marked the first winning season for Indiana State since 1980. Indiana State advanced to the NCAA Tournament in both 2000 and 2001.

Prior to joining the staff at Indiana State, Lansing was the head basketball coach at Roosevelt High School in Des Moines, Iowa. Roosevelt had not had a winning season in 12 years before Lansing's initial season. The Roughriders went on to have back-to-back winning seasons under Greg's direction and the play of future Sycamore Hall of Fame member Nate Green.

Lansing earned a Bachelor of Science degree from the University of South Dakota in 1990 and a master's degree in counseling from USD in 1992. As a member of the Coyote basketball team Lansing helped South Dakota reach the NCAA Division II Tournament during his junior and senior seasons, the first NCAA invitation for USD since 1954. He was twice named the South Dakota Defensive Player of the Year. Greg is currently ranked among the leaders in career assists at USD. Following his playing career, Lansing served as a graduate assistant coach at South Dakota for two seasons. In 1992-93 he was a full-time assistant.

Greg's father, Dave Lansing, coached high school basketball for 33 years in Iowa. Dave Lansing was inducted into the Iowa High School Athletic Association Coaches Hall of Fame during the 1999 Iowa boys state basketball tournament. Lansing's dad, his mother, Diane, his sister, Angela, and his nephew, Jordan, live in West Des Moines. His brother, Steve, is the Assistant Athletic Director at West Hancock (Iowa) High School.

Lansing is married to Kristin Carrico Lansing and the couple now resides in Terre Haute.



BRETT CAREY

ASSISTANT COACH -- FOURTH SEASON

Brett Carey is in his fourth season working with the Sycamore Basketball. The highly personable Carey has become known around the Wabash Valley as the "King of the Fist Pump".

During the 2019-20 season, the Sycamores defeated every Missouri Valley Conference team at least once and complemented their 18-12 overall record with an 11-7 ledger in MVC play. Tyreke Key was named First Team All-MVC while Jordan Barnes picked up Third Team All-MVC plaudits. Key and Barnes were both named to the NABC Second Team All-District squad. Key was also a All-MVC Scholar-Athlete while Jake LaRavia was tabbed to the MVC All-Freshman and All-Newcomer teams and Christian Williams picked up a spot on the MVC All-Defense Team. Jordan Barnes became the first Sycamore in the history of the program to rank in the ISU Top 10 for career points scored, 3-pointers made as well as assists and steals. Tre Williams became the first Sycamore since John Sherman Williams to start every game as a true freshman.

Indiana State set a new program record by limiting Loyola Chicago to just 39 points in its game with the Ramblers inside Hulman Center. That is the second-best defensive showing under coach Lansing and the lowest point total in a Missouri Valley Conference contest since ISU joined the league prior to the 1977 campaign. Additionally, when Christian Williams was named the MVC Player of the Week and Jake LaRavia the MVC Newcomer of the Week on the same day late in the season it was the first time since 2006 that the Sycamores swept the league's weekly awards. The Sycamores finished the season ranked 16th nationally in 3-point field goal percentage while Jordan Barnes joined Brenton Scott and Michael Menser in the MVC All-Time Top 10 for career 3-pointers made.

In the spring of 2018, the Sycamores had three honorees in the Missouri Valley Conference Postseason Awards. Jordan Barnes was named an All-MVC Second Team selection while also appearing on the MVC Most Improved Team and was named the MVC's Most Improved Player of the Year. Senior Brenton Scott wrapped a career in which he finished as the program's fourth all-time leading scorer with All-MVC Third Team honors. Tyreke Key parlayed a successful initial campaign into MVC All-Freshman Team plaudits. The 2017-18 season opened in historic fashion as the Sycamores recorded a 21-point victory over Indiana inside Assembly Hall. The Sycamores set a record by connecting on 17 3-pointers -- the most ever by a visitor in the iconic venue and recorded the largest margin of victory for the program against the Hoosiers. ISU went on to become the only team to defeat 2018 NCAA Final Four participant Loyola-Chicago inside Gentile Arena with a four-point victory early in MVC play.

In the spring of 2018, the Sycamores had three honorees in the Missouri Valley Conference Postseason Awards. Jordan Barnes was named an All-MVC Second Team selection while also appearing on the MVC Most Improved Team and was named the MVC's Most Improved Player of the Year. Senior Brenton Scott wrapped a career in which he finished as the program's fourth all-time leading scorer with All-MVC Third Team honors. Tyreke Key parlayed a successful initial campaign into MVC All-Freshman Team plaudits. It was more of the season in 2019 as Tyreke Key was named to the All-MVC Second Team and was selected as the league's Most Improved Player. He led the league in scoring becoming just the fourth Sycamore ever to earn that honor as he joined Larry Bird, John Sherman Williams and David Moss in that elite club. Cooper Neese was picked for the MVC All-Freshman Team and Jordan Barnes surpassed the 1,000-point mark in just 77 career games -- the fourth fastest in the history of the program to accomplish that feat.

Indiana State parlayed victories over Colorado and UNLV into a Championship Game appearance against Top 50 N.E.T. opponent TCU at the 2018 Hawaiian Airlines Diamond Head Classic. It was the first non-conference title game appearance for the Sycamore Basketball program since they won the 1999 Indiana Classic -- becoming the first team not named Indiana to win the Bloomington, Ind., based tournament. The Sycamores were vying for their first tournament championship of any kind since the 2011 edition of Arch Madness in St. Louis. In the process, the Sycamores downed Colorado for their first win against a member of the PAC-12 since 1946 when they beat Oregon. Additionally, the Sycamores earned their league-best fifth consecutive win over the Mountain West Conference with its win over UNLV. The Sycamores wrapped up the MVC / Mountain West Conference Challenge with a league-best record of 5-3.

Tyreke Key and Cooper Neese entered the collegiate portion of their careers having reached the Top 10 in career scoring in both of their respective home states. Key finished his career at Clay County High School in Celina, Tenn., with 3,287 points scored which is 10th most in the history of the state of Tennessee. As a senior, he set the Tennessee High School record for most points scored in a season, breaking a 25-year old record held previously by Kentucky legend Tony Delk. Cooper Neese, who will sit out the 2017-18 season serving his year-in-residence as a transfer, enters his Indiana State career having scored 2,496 career points at nearby Cloverdale High School which is seventh-best in the Indiana High School Basketball history. With Cooper Neese and De'Avion Washington on the roster being joined by Cobie Barnes and Jake LaRavia in 2019-20, the Sycamores will have four former Indiana All-Stars on the roster which is the most for the program in a single-season since the 1998-99 campaign.

Carey came to the Sycamore Basketball program after spending nine years at UNC-Asheville, including the final two years as the program's Associate Head Coach.

A former standout player for the Bulldogs, Carey played key roles in helping the Bulldogs to back-to-back Big South Conference championships in 2011 and 2012 as an assistant coach. Since his ascension to Associate Head Coach the Bulldogs have had back-to-back 20-win seasons and claimed the 2016 Big South Tournament title and a share of the 2016-17 Big South Conference regular-season championship. The Bulldogs advanced to the NCAA Tournament in 2016 and played in the 2017 CollegeInsider.com Tournament.

Carey was a two-year letterman for UNC Asheville from 1999-2001 where he started in the backcourt both years he was with the Bulldogs. He helped guide a young Asheville team to the Big South Conference championship game in 2000 and earned All-Tournament honors for his play. As a senior, he led the Bulldogs in three-pointers made and free throw percentage. Carey earned second-team All-Conference honors for his play and was named UNC Asheville Male Athlete of the Year and was chosen the Bulldog MVP. He was also third in the nation in three-point field goal percentage. Carey, a native of Lincolnton, N.C. went back to UNC Asheville in the fall of 2008 after serving as an assistant coach at national prep power Oak Hill Academy in Mouth of Wilson, Va. The Warriors went 34-4 in the 2007-08 season and had some of the top high school players in the nation on their team, including current Washington Wizards standout Brandon Jennings. They were ranked third in the nation for high school programs by ESPN. He also worked at Oak Hill during the 2002-03 year where he coached Marcus Williams, who was the 22nd pick in the 2006 NBA Draft. Carey was also a member of the Oak Hill Academy basketball team, playing with teammate Stephen Jackson.

Carey worked for Dave Odom at the University of South Carolina as a volunteer assistant coach for the 2005-06 and 2006-07 seasons. He was a part of the Gamecocks' 2006 NIT championship squad. Carey coached Renaldo Balkman while he was at South Carolina. Balkman was a first-round draft pick of the New York Knicks in 2006. He also coached Tarence Kinsey and Tre Kelly, who also played in the NBA.

Upon graduation from UNC Asheville in 2001, Brett was placed on the NBDL's Asheville Altitude before playing professional basketball in Norway for a year.



KAREEM RICHARDSON

ASSISTANT COACH -- SECOND SEASON

Kareem Richardson is in his second season as an assistant coach at Indiana State. Richardson is returning to Terre Haute and Sycamore Basketball where he helped lead the Sycamores to success from 1999-02 including back-to-back trips to the NCAA Tournament in 2000 and 2001.

During the 2019-20 season, the Sycamores defeated every Missouri Valley Conference team at least once and complemented their 18-12 overall record with an 11-7 ledger in MVC play. Tyreke Key was named First Team All-MVC while Jordan Barnes picked up Third Team All-MVC plaudits. Key and Barnes were both named to the NABC Second Team All-District squad. Key was also a All-MVC Scholar-Athlete while Jake LaRavia was tabbed to the MVC All-Freshman and All-Newcomer teams and Christian Williams picked up a spot on the MVC All-Defense Team. Jordan Barnes became the first Sycamore in the history of the program to rank in the ISU Top 10 for career points scored, 3-pointers made as well as assists and steals. Tre Williams became the first Sycamore since

John Sherman Williams to start every game as a true freshman.

Indiana State set a new program record by limiting Loyola Chicago to just 39 points in its game with the Ramblers inside Hulman Center. That is the second-best defensive showing under coach Lansing and the lowest point total in a Missouri Valley Conference contest since ISU joined the league prior to the 1977 campaign. Additionally, when Christian Williams was named the MVC Player of the Week and Jake LaRavia the MVC Newcomer of the Week on the same day late in the season it was the first time since 2006 that the Sycamores swept the league's weekly awards. The Sycamores finished the season ranked 16th nationally in 3-point field goal percentage while Jordan Barnes joined Brenton Scott and Michael Menser in the MVC All-Time Top 10 for career 3-pointers made.

Richardson comes back home again to Indiana after spending the last six seasons as the head coach of the Missouri-Kansas City basketball program from 2013-2019.

No stranger to the Wabash Valley, Richardson helped Indiana State enjoy success. In 2000, he guided the Sycamores to the NCAA Tournament for the first time since the Larry Bird era in the late 1970s. A year later in 2001, Indiana State topped No. 4 seed Oklahoma to advance to the second round of the NCAAs. In 2000, the Sycamores won the Missouri Valley Conference Regular Season crown and then in 2001 they won the MVC Tournament Championship.

At ISU, he coached a trio of Indiana State Athletics Hall of Fame members including 2000 Missouri Valley Conference Larry Bird Player of the Year Nate Green, as well as two-time All-MVC honorees Michael Menser and Matt Renn. All told, he tutored nine different All-MVC honorees as 12 student-athletes who were named to the MVC All-Academic Team.

Richardson guided the 2016-17 UMKC squad to the second-most victories in a season (18) in school history. The Roos were selected for a postseason tournament for the first time in the program's 30-year Division I history, which included a victory over Green Bay in the opening round of the College Basketball Invitational. In 2016-17, UMKC set program records for points (2,691), field goals (911), rebounds (1,213), defensive rebounds (860), 3-pointers (315) and free throws (554). The Roos finished second in team history in assists (451) and third in steals (236). UMKC posted the longest winning streak for the program in 12 years from Jan. 31 – Feb. 18, 2017. The Roos got off to the program's best start in 15 years and advanced to the semifinals of the WAC Tournament for the third straight year.

Senior guard LaVell "Pep" Boyd was named first-team All-WAC after becoming the first 2-year junior college transfer in program history to join the 1,000-Point Club. Boyd also earned second-team all-district recognition from the National Association of Basketball Coaches (NABC).

The 2015-16 team started the season with their best non-conference performances since 2010-11, winning seven games, including a home victory over Mississippi State and against NCAA Tournament participant South Dakota State. Boyd added a scoring punch to the lineup, being named to the WAC All-Newcomer Team, hitting 81 threes. The Roos won a quarterfinal game for the second year in a row in the WAC Tournament, the first time since 2003 and 2004 that UMKC has done it in back to back seasons.

His second season in Kansas City as the head coach was another step in the right direction in 2014-15, and generated several program firsts. The 8-6 WAC record was the first above .500 at UMKC since 2005-06, and its second-place finish matched the highest ever in league play. UMKC finished with a 6-1 WAC home record, the best in school history in league play. The 'Roos picked up a win in the WAC Tournament, the first for UMKC in the postseason since 2007. The Roos also played 33 games, the most in school history. In his first year with the Roos in 2013-14, he led the team to a fifth place finish in the WAC, and the fourth seed in the conference tournament, both of which were the highest since 2006 at UMKC. The attendance increased 36 percent from the previous year, while overall winning percentage was an improvement from the last two years as well.

Richardson has been ranked as one of the top assistants in college basketball according to the basketball website Collegeinsider.com. He earned a reputation as a top-level recruiter during his time at Drake, serving as recruiting coordinator and helping head coach Mark Phelps secure the top-rated recruited class in the Missouri Valley Conference in two of his three years there. In his first year as assistant coach at Drake, Richardson helped lead the Bulldogs to post-season play during the 2008-09 season, in the inaugural CollegeInsider.com Tournament.

Prior to Drake, Richardson was the top assistant with the UMKC men's basketball program for the 2007-08 season. Richardson served as an assistant coach at his alma mater Evansville from 2003-07, one season (2002-03) at Wright State, as well as the stint at Indiana State (1999-2002). Richardson's coaching career began at the University of Indianapolis from 1997-99. Prior to his arrival at UMKC, Richardson served as an assistant coach at the University of Louisville. He helped the Cardinals to the Big East tournament crown and the NCAA Tournament No. 1 overall seed, on the way to the 2012-13 National Championship. Prior to his year at Louisville, Richardson made the most of one season at Xavier, helping the Musketeers reach the NCAA Sweet 16 and the finals of the Atlantic 10 Tournament that season while posting a 23-12 record. He helped the Musketeers land a Top 20 recruiting class in 2011.

As a player, Richardson played in an NCAA Tournament as a freshman at East Carolina University. He then transferred to Evansville in 1995 and quickly established himself as the Purple Aces' top point guard. Richardson, who was a team captain two years, was selected to the Missouri Valley Conference all-academic team in both 1996 and 1997. In 1996, he received notoriety on the MVC all-underrated team. He was a first team all-state selection at Rantoul (Ill.) Township High School in 1992 and was twice named conference player of the year.

Richardson, who was born in Tacoma, Wash., graduated from Evansville with a bachelor's degree in telecommunication and interpersonal communication in 1997 and received his MBA from the University of Indianapolis in 1999. He is joined by his three children, Jasmiyn, Amari and Andre.



JAKE ODUM

ASSISTANT COACH -- FIRST SEASON

After spending his first year back at Indiana State after a prolific playing career as assistant director of player personnel and assistant strength coach, Jake Odum was elevated to assistant coach prior to the 2020-21 season.

Odum, a 2014 graduate of Indiana State, scored 1,568 points over his four-year career and ranks 6th all-time in scoring in program history. The Terre Haute, Indiana native also ranks 2nd in assists (603), 3rd in steals (204), 1st in games played (134), games started (131), free throws made (590) and 13th in rebounds (617). He helped lead Indiana State to a 79-55 record during his time at ISU as well as the postseason each year (NCAA, NIT x2, CIT).

Odum was a two-time All-Missouri Valley Conference First Team honoree in 2013 and 2014 as well as a two-time selection to the All-MVC Tournament Team in 2011 and 2014. He led the Sycamores as a freshman to the 2011 Missouri Valley Conference Tournament Championship and the Sycamores first trip to the NCAA Tournament since 2001.

He recorded the Sycamores' first triple-double since Larry Bird in 1979 with 10 points, 10 rebounds and 11 assists against Fairfield in the 2011 Old Spice Classic - now Advocare Invitational - and is still the only player in the history of the tournament to do so.

Following his time at Indiana State, Odum spent five seasons playing professional basketball overseas along with action in the NBA Summer League in 2014 with the Indiana Pacers and the Sacramento Kings. His professional rookie season came in 2014-15 when he led PAOK to a third-place finish in the Greek League. Additionally, Odum was invited to the 2014 Portsmouth Invitational and was named to the Under Armour All-Select Tournament Team.

During the 2015-16 season, Odum played for Medi Bayreuth of Germany during the Bundesliga season. There in 34 games he averaged 14.3 points, 4.3 rebounds, 5.6 assists and 1.0 steals per game. He was named to the EuroBasket.com German Bundesliga All-Newcomer Team.

Odum completed his third professional season overseas with s.Oliver Wurzburg in Wurzburg, Germany. With s.Oliver Wurzburg, he played in 33 games and averaged 15.3 points as well as 3.5 rebounds, 5.7 assists and 1.2 steals per game. He was named to the EuroBasket.com All-German Bundesliga Honorable Mention team. Odum played for Banvit in Turkey as well as Nizhny Novgorod in Russia in 2017-18 before finishing his professional playing career with Pistoia Basket 2000 in following in 2019.

Odum graduated from Indiana State in 2014 with a bachelor's degree in sport management and resides in Terre Haute.



#0 - CAM BACOTE

2019-20

Made his Indiana State debut at Dayton where he scored two points and pulled down three rebounds with an assist ... Hit a trio of 3-pointers to score nine points in the win over Air Force at the Junkanoo Jam ... Reached double figures scoring for the first time as a Sycamore with 11 points in the home court win over North Dakota State ... Tallied seven points in the road win over Wright State ... Buried a 3-pointer and made all four of his free throw attempts in the win over Tennessee State ... Hit a pair of 3-pointers in the win over Chicago State ... Hit two big 3-pointers to score 10 points in the 68-39 win over Loyola Chicago.

2018-19

Sat out the season as a redshirt under NCAA transfer guidelines.

Prior to Indiana State

Spent one season at the University of Maryland Eastern Shore.

2017-18

Played in 32 games last season, starting 16 of them where he averaged 7.2 points and 1.8 rebounds per game ... Connected on 45 3-pointers in 2017-18 and was 15-of-19 from the free throw line ... Finished the year with 62 assists and recorded 15 steals ... Opened his collegiate career with a bang by scoring 28 points with 11 assists in his debut against Valley Forge ... Posted 18 points at Maryland two days later and returned to double figures scoring with 12 points each at Virginia Tech and Creighton as part of the team's six-game road swing ... Added 22 points and a season-best five rebounds against Central Penn and finished the year with three consecutive double digit scoring efforts including 14 in the conference tournament against Norfolk State ... Connected on a season-best six 3-pointers in his first collegiate game against Valley Forge as he hit 6-of-12 (50 percent) from distance and 11-of-18 attempts (61.1 percent) from the field.

Prior to Maryland Eastern Shore

Was a four-year starter and 1,000-point scorer at Bethel High School in Hampton, Va., where he averaged 20 points per game as senior. He had five career games of scoring at least 30 points and tallied 40 points against Ocean Lakes during senior year ... Named a First-team All-State selection and the 5A Region Player of the Year ... Named the PenSouth Conference Player of the Year as well as a Daily Press All-Star. His team advanced to the 5A state championship game as senior ... A well-rounded student-athlete, he was named to the honor roll four years and the National Honor Society as junior and senior ... Played AAU for Team Loaded VA (Richmond), advancing to Adidas Summer Championship Final Four.

CAREER STATISTICS AND SINGLE GAME HIGHS

BACOTE, Cameron

				Field Goals		3-Point		F-Throws		Rebounds										Scoring	
SEASON	TEAM	GP-GS	MIN/AVG	FG-FGA	FG%	3FG-FGA	3FG%	FT-FTA	FT%	OFF	DEF	TOT	AVG	PF-FO	AST	TO	BLK	STL	PTS	AVG	
2017-18	UMES	32-16	849/26.5	85-235	.362	45-151	.298	15-19	.789	10	48	58	1.8	30-0	62	43	0	15	230	7.2	
2019-20	ISU	30-0	357/11.9	24-75	.320	11-34	.324	19-25	.760	5	25	30	1.0	27-0	27	21	0	5	78	2.6	
TOTAL FOR ISU		30-0	357/11.9	24-75	.320	11-34	.324	19-25	.760	5	25	30	1.0	27-0	27	21	0	5	78	2.6	
TOTAL		62-16	1206/19.4	109-310	.352	56-185	.303	34-44	.773	15	73	88	1.4	57-0	89	64	0	20	308	5.0	

Single Game Highs

Statistic	Value	
Points	28	vs Valley Forge 11/10/17
Rebounds	5	vs Central Penn 12/31/17
Assists	11	vs Valley Forge 11/10/17
Steals	2	vs Valley Forge 11/10/17, vs Hampton 01/06/18, vs N.C. Central 01/22/18
FG Made	11	vs Valley Forge 11/10/17
FG Attempts	18	vs Valley Forge 11/10/17
3FG Made	6	vs Valley Forge 11/10/17
3FG Attempts	12	vs Valley Forge 11/10/17
FT Made	5	at Georgetown 11/18/17
FT Attempts	5	at Georgetown 11/18/17



#1 - TRE WILLIAMS

2019-20

Made his collegiate debut in the starting lineup in his native state of Ohio where he scored six points with a rebound at Dayton ... Scored nine points in the win over Air Force at the 2019 Junkanoo Jam ... Tallied six rebounds in the victory over Loyola Marymount ... Posted three blocks against Air Force ... Posted eight points and pulled down a rebounds in the home win over North Dakota State ... Set a new season-best with 14 points and posted a pair of blocked shots in overtime to help the Sycamores to a thrilling road victory over Wright State ... Was a perfect 6-of-6 from the field to score 12 points in the home win over Tennessee State ... Scored 10 points on 5-of-6 shooting in the home win over Chicago State ... Scored 14 points and pulled down six rebounds in the MVC opening win over Southern Illinois ... Set a season-best for the third time this season with 14 points at Drake ... Tallied eight points and pulled down six rebounds in the home win over Illinois State ... Posted 10 points and five rebounds in the home win over Evansville ... Scored nine points with three assists at Valparaiso ... Went a perfect 5-of-5 from the free throw line to score 11 points in the home win over Drake ... Posted 13 points and pulled down eight rebounds at Bradley ... Set a new career-high with nine rebounds against Missouri State ... Paced the Sycamores with six rebounds in the road win at Southern Illinois ... Tallied eight points and five rebounds in the home finale against Valparaiso.

Prior to Indiana State

Graduated from Reynoldsburg High School in the spring of 2018 and decided to commit to spending the next year at Woodstock Academy in Woodstock, Connecticut ... Averaged 19 points and eight rebounds as a senior at Reynoldsburg ... Didn't crack the varsity roster as a freshman or sophomore and began to emerge as a factor when he hit a growth spurt that took him from 6-3 to 6-7.

CAREER STATISTICS AND SINGLE GAME HIGHS

WILLIAMS, Tre

SEASON	TEAM	GP-GS	MIN/AVG	Field Goals		3-Point		F-Throws		Rebounds				Scoring					
				FG-FGA	FG%	3FG-FGA	3FG%	FT-FTA	FT%	OFF	DEF	TOT	AVG	PF	FO	AST	TO	BLK	STL
2019-20	ISU	30-30	740/24.7	99-181	.547	0-1	.000	19-45	.422	43	82	125	4.2	78-2	26	43	37	11	217
TOTAL		30-30	740/24.7	99-181	.547	0-1	.000	19-45	.422	43	82	125	4.2	78-2	26	43	37	11	217

Single Game Highs

Statistic	Value	
Points	14	at Wright St. 12/07/19, vs Southern Ill. 12/30/19, at Drake 01/04/20
Rebounds	9	vs Missouri St. 02/16/20
Assists	3	vs Southern Ill. 12/30/19, at Valparaiso 01/18/20
Steals	1	11 times
Blocks	4	vs Illinois St. 01/11/20
FG Made	7	at Wright St. 12/07/19, vs Southern Ill. 12/30/19
FG Attempts	13	at Wright St. 12/07/19
3FG Attempts	1	vs Loyola Marymount 11/22/19
FT Made	5	vs Drake 01/29/20
FT Attempts	5	vs Drake 01/29/20



#3 - JAKE LARAVIA

2019-20

Named to the MVC All-Freshman and All-Newcomer Teams ... Named the MVC Newcomer of the Week following his 12- and 21-point performances against Southern Illinois and at Drake to open conference play ... Made his collegiate debut in the opener at Dayton where he scored eight points and pulled down six rebounds with the only Sycamore blocked shots of the game to his credit ... Posted eight points and four rebounds against Ball State ... Began a good run in the Bahamas by hitting 7-of-9 shots from the field to score 18 points against Duquesne at the Junkanoo Jam ... Tallied 10 points by going 4-of-5 from the field with a pair of 3-pointers in the win over Loyola Marymount ... Pulled down seven rebounds in the road win over Wright State ... Tallied eight points and pulled down three rebounds in the home win over Tennessee State ... Returned to double figures scoring with a 17-point effort in the home win over Chicago State ... Posted 12 points and tallied nine rebounds in the MVC opening win over Southern Illinois ... Set a new career-best with 21 points with a 9-of-12 shooting effort at Drake ... Reached double figures scoring for the fourth consecutive game with 12 points on 5-of-6 shooting at Northern Iowa ... Recorded the team's first double-double of the season and the first of his career with 11 points and 10 rebounds in the home win over Illinois State ... Tied a career-high with 10 rebounds in the home win over Evansville ... Recorded 11 points and pulled down seven rebounds with a career-high tying four assists at Valparaiso ...

Tallied is second career double-double by posting 20 points and pulling down 10 rebounds with three assists, two steals and four blocked shots in the home win over Bradley ... Recorded his third career double-double with 15 points and 12 rebounds in the home win over Loyola Chicago ... Tossed in seven points and pulled down five rebounds at Illinois State ... Pulled down a career-best 13 rebounds to go with nine points at Bradley ... Tallied 11 points and five rebounds at home against Missouri State ... Was 8-of-12 from the field to tie for the team lead in points with 18 and pace the Sycamores with seven rebounds in the home win over Northern Iowa ... Posted eight points and pulled down four boards as they Trees won at Evansville en route to being named the MVC Newcomer of the Week for the 2nd time ... Recorded 14 points and pulled down five rebounds in the road win over Southern Illinois.

Prior to Indiana State

Named an Indiana All-Star ... Had a breakout senior season, averaging 17.3 points, 6.8 rebounds, 3.9 assists and 2.3 steals to help the Bears to a 22-4 record and the program's first sectional title since 2012. He shot 42.6 percent from the 3-point line as a senior.

CAREER STATISTICS AND SINGLE GAME HIGHS

LARAVIA, Jake

				Field Goals		3-Point		F-Throws		Rebounds										Scoring	
SEASON	TEAM	GP-GS	MIN/AVG	FG-FGA	FG%	3FG-FGA	3FG%	FT-FTA	FT%	OFF	DEF	TOT	AVG	PF-FO	AST	TO	BLK	STL	PTS	AVG	
2019-20	ISU	30-25	738/24.6	111-210	.529	11-27	.407	50-80	.625	77	99	176	5.9	95-1	47	53	35	16	283	9.4	
TOTAL		30-25	738/24.6	111-210	.529	11-27	.407	50-80	.625	77	99	176	5.9	95-1	47	53	35	16	283	9.4	

Single Game Highs

Statistic	Value	
Points	21	at Drake 01/04/20
Rebounds	13	at Bradley 02/12/20
Assists	4	4 times
Steals	2	4 times
Blocks	4	at Southern Ill. 02/26/20, vs Bradley 01/25/20
FG Made	9	at Drake 01/04/20
FG Attempts	12	vs UNI 02/20/20, at Drake 01/04/20
3FG Made	2	4 times
3FG Attempts	4	vs UNI 02/20/20
FT Made	8	vs Bradley 01/25/20
FT Attempts	12	vs Chicago St. 12/22/19



#4 - COOPER NEESE

2019-20

Scored seven points and his a 3-pointer in the season opener at Dayton ... Tallied 21 points with four 3-pointers made against Loyola Marymount at the Junkanoo Jam ... Added 16 more points with a trio of 3-pointers in the win over Air Force ... Hit four 3-pointers to pace the team with 19 points in the home win over Missouri-St. Louis ... Posted a new career high and went over the 20-point mark for the second time during the season by scoring 25 points on the strength of a 5-of-9 shooting performance from 3-point range in the road win over Wright State ... Returned to double figures scoring with 10 points on a 2-of-4 shooting effort from distance in the home win over Illinois State ... Hit a trio of 3-pointers to score 12 points in the home win over Evansville ... Tied a career high with four assists in the home win over Northern Iowa ... Hit a pair of 3-pointers to score 10 points against Valparaiso.

2018-19

Named to the MVC All-Freshman Team ... Made his collegiate debut at TCU, hitting a late first half 3-pointer ... Reached double figures scoring for the first time as a collegian with 10 points and six rebounds against Colorado in the opener of the 2018 Hawaiian Airlines Diamond Head Classic ... Hit a key late game floater in the paint and pulled down a defensive rebound with two free throws

with five seconds left to salt away the win ... Scored 10 points and led the team with six rebounds ... Hit a key 3-pointer with 1:48 remaining against Bradley to stretch the Sycamore lead to a game-high nine points ... Posted 13 points and hit a trio of 3-pointers at Northern Iowa ... Scored 14 points including a pair of 3-pointers to go with a pair of rebounds in the home win over Valparaiso ... Dished out three assists at home against Drake ... Scored 18 points as he hit 4-of-5 shots from long range in the home win over Evansville ... Set a new season-best with 20 points as he hit 7-of-10 from the field and 4-of-5 from 3-point range at Bradley ... Scored 13 points as he earned his first career start in the overtime win over Valparaiso ... Went 8-of-8 from the free throw line ... Scored 14 points and recorded three steals at Drake ... Picked up MVC Newcomer of the Week honors following a 14-point effort in the regular season home finale against Northern Iowa in which he was 4-of-4 from the field, hit both of his 3-pointers and was 4-of-4 from the free throw line.

2017-18

Sat out the season as a transfer. Began collegiate career at Butler.

Prior to Butler

Played for head coach Patrick Rady at Cloverdale High School. He led his high school team to a 62-21 record and three sectional championships over the past three seasons ... As a senior in 2016-17, Neese was fourth in the state in scoring averaging 27.2 points and 9.5 rebounds per game ... Was one of four finalists for Indiana Mr. Basketball and was on the Indiana All-Star team. Neese made 40 percent of his shots from 3-point range during his senior season in leading the Clovers to the IHSAA Regional round ... Was a three-time captain and three-time all-conference selection ... As a junior, he averaged 29.5 points per game and made more than four three-pointers per contest ... Was the state of Indiana's third-leading scorer as a junior and earned a spot on the Indiana Junior All-Star team ... Competed with the UA Indy Hoosiers on the AAU circuit where he played for coach Mike Peterson ... Finished his career with 2,496 career points scored which is seventh-best in the Indiana High School Basketball history ... Is the first Top 10 IHSAA career scorer to join the Sycamore program ... Neese will team with Tyreke Key who also a Top 10 career scorer in his native of state of Tennessee with 3,287 points scored ... Originally signed with Butler before transferring into the Sycamore program and enrolling during the Fall of 2017.

CAREER STATISTICS AND SINGLE GAME HIGHS

NEESE, Cooper

SEASON	TEAM	GP-GS	MIN/AVG	Field Goals		3-Point		F-Throws		Rebounds				Scoring						
				FG-FGA	FG%	3FG-FGA	3FG%	FT-FTA	FT%	OFF	DEF	TOT	AVG	PF-FO	AST	TO	BLK	STL	PTS	AVG
2018-19	ISU	23-6	553/24.0	59-147	.401	29-77	.377	42-51	.824	10	64	74	3.2	34-0	24	34	1	21	189	8.2
2019-20	ISU	30-15	671/22.4	68-188	.362	43-127	.339	40-59	.678	1	73	74	2.5	49-0	37	24	2	13	219	7.3
TOTAL		53-21	1223/23.1	127-335	.379	72-204	.353	82-110	.745	11	137	148	2.8	83-0	61	58	3	34	408	7.7

Single Game Highs

Statistic	Value	
Points	25	at Wright St. 12/07/19
Rebounds	8	vs Air Force 11/24/19
Assists	4	vs Southern Ill. 02/16/19, vs UNI 02/20/20, vs Loyola Marymount 11/22/19
Steals	3	at Drake 02/27/19
Blocks	1	at TCU 12/16/18, at Louisville 11/13/19, vs Southern Ill. 12/30/19
FG Made	10	at Wright St. 12/07/19
FG Attempts	15	at Wright St. 12/07/19
3FG Made	5	at Wright St. 12/07/19
3FG Attempts	9	at Wright St. 12/07/19
FT Made	8	at Valparaiso 02/13/19
FT Attempts	11	vs Loyola Marymount 11/22/19



#1 1 - TYREKE KEY

2019-20

A Missouri Valley Conference First Team Selection ... Made 32 consecutive free throws from November 17 through December 3 to set a new school record in the MVC era and tie for the 14th-longest in MVC history ... Joined the 1,000 point club in 73 career games which is the fourth-fastest to the mark in school history ... Led the team with 21 points as he hit 12-of-14 free throws in the season opener at Dayton ... Led the team with 20 points and tied a career-high with four 3-pointers at No. 4 Louisville ... Poured in 21 points going 7-of-13 from the field against Duquesne ... Connected on four 3-pointers and posted a season-best 26 points in the win over Air Force at the Junkanoo Jam ... Went a perfect 9-of-9 at the free throw line to score 16 points in the home win over Missouri-St. Louis ... Led the team with 27 points in the home win over North Dakota State ... Tied a career high with nine rebounds in the road victory over Wright State ... Set new career highs with 18 free throws made on 22 free throw attempts to lead the team with 31 points in the home win over Tennessee State ... Tied for the team lead with 17 points in the home win over Chicago State ... Paced the team with 20 points in the MVC opening win over Southern Illinois ... Tallied 19 points and pulled down eight rebounds while making all nine of his free throw attempts at Drake ... Led the team with 14 points at Northern Iowa ... Paced the team with 17 points and pulled down eight rebounds in the home win over Illinois State ... Led the way with 13 points and was credited with five steals

in the win over Evansville ... Paced the team with 27 points on the strength of a career-best five 3-pointers and a 10-of-15 shooting effort from the field at Valparaiso ... Recorded 10 points in the home win over Bradley ... Went 10-of-11 from the free throw line, including a perfect 6-of-6 in the final two minutes to score 27 points and pull down nine rebounds in the road win over Missouri State ... Hit 7-of-11 shots from the field and scored 18 points in the home win over Loyola Chicago ... Hit 4-of-8 from 3-point range to tie for the team lead with 18 points in the home win over Northern Iowa ... Tallied 12 points and six rebounds in the road win over Evansville ... Tallied 20 points and went 9-of-15 from the field, with a pair of 3-pointers in the road win over Southern Illinois.

2018-19

Named to the All-MVC Second Team and was elected the team captain of the MVC Most Improved Team ... Named to the NABC All-District Second Team ... Led the team and Missouri Valley Conference in scoring with 17.3 points per game ... Scored 16 points as he hit a pair of 3-pointers in the season opener at Ball State ... Tied for the team lead with seven rebounds against the Cardinals ... Tallied 22 points with a big early 3-pointer and nine free throws to go with five rebounds, three assists and four steals in the road victory over Green Bay ... Led the team with a career-high 23 points in the home opening win over McKendree ... Tallied 16 points as he hit 5-of-7 from the field and all three of his 3-point attempts to go with six rebounds and two assists and steals in the big home victory over Western Kentucky ... Scored 17 points and pulled down four rebounds as he went 8-of-11 from the field in the road victory over San Jose State ... Tallied 17 points and recorded seven rebounds in the home win over Wright State ... Led the team with 26 points as he hit 11-of-15 shots from the field, including a pair of 3-pointers in the home win over Truman ... Posted 12 points including two buckets in the final two minutes to help ISU to a 72-67 win over Colorado in the Diamond Head Classic opener ... Tallied 16 points and hit 10-of-12 from the free throw line in the win over UNLV ... Paced the team with 21 points as he hit 9-of-13 from the field and added five rebounds ... Led the Sycamores with 14 points against Missouri State ... Tallied 16 points and added five rebounds in the 72-66 overtime victory at Evansville ... Led the team with 22 points as he hit four 3-pointers and led the team with five rebounds in the home win over Valparaiso ... Led the team with 18 points at Illinois State ... Scored 25 points to lead the Sycamores at Southern Illinois ... Led the way with 23 points as he hit 8-of-16 from the field at home against Drake ... Hit 50 percent of his shots from the field for the sixth consecutive game and used eight free throws to score 15 points in the home win over Evansville ... Connected on 6-of-11 from the field to score 14 points at Bradley ... Enjoyed a career game at Valparaiso as he scored a career-best 32 points and hit 8-of-16 from the field as well as 15-of-17 from the free throw line while adding six steals, four assists and three rebounds ... Paced the Sycamores with 20 points as he hit 9-of-13 shots from the field, including a pair of 3-pointers in the regular season finale against Northern Iowa ... Add three steals against the Panthers.

2017-18

Named to the MVC All-Freshman Team ... Averaged 5.2 rebounds per league game to rank tied for 18th ... Made his collegiate debut by scoring three points and adding two rebounds with an assist and two steals at Indiana ... Came off the bench to score 11 points and dish out three assists against Auburn ... Led the team with 10 points against Old Dominion ... Scored 14 points as he hit a trio of 3-pointers to go with seven rebounds and a pair of steals in 39 minutes of action as part of the four overtime game against Ohio ... Scored 11 points off the bench and sparked a key 10-0 run in the second half which led the Sycamores to a 74-64 victory over Air Force ... Posted 16 points at North Texas ... Hit eight free throws against Green Bay ... Recorded his first two career blocked shots at Western Kentucky ... Posted seven points and seven rebounds against Elon ... Posted nine points with four rebounds in the MVC opening win over Valpo ... Tied a career-high with 16 points and hit a pair of 3-pointers with six rebounds at Missouri State ... Posted 10 points, including a pair of free throws to seal it and pulled down a career-best nine rebounds in the road win over Evansville ... Poured in 13 points and had a personal 7-0 run as the Sycamores took down Illinois State 84-54 inside Hulman Center ... Paced the team with eight rebounds against the Redbirds ... Tied a season-best with three assists at Valparaiso ... Scored nine points in the opening half of the road win against Northern Iowa ... Hit a trio of 3-pointers and scored 11 points in the 66-64 road win over Bradley.

Prior to Indiana State

Led Clay County High School to the Tennessee Class A Basketball Championship game, finishing as runner up ... Named Tennessee Class A Mr. Basketball and received numerous all region, all-conference and all-state honors ... Finished his career with 3,287 points scored which is 10th most in the history of the state of Tennessee ... As a senior, he set the Tennessee High School record for most points scored in a season, breaking a 25-year old record held previously by Kentucky legend Tony Delk ... Led the state of Tennessee with 37.3 points per game ... Set state tournament records for the most points in a game (54) as well as for the tournament (128), and the 6-foot-3 guard also tied records for the most points in a quarter (23) and the most field goals for the tournament (44) ... Earned state tournament MVP honors despite his time finishing in 2nd place -- the first time that happened in Tennessee since 1996 ... Named an All-State selection ... Seeing time as both a point guard and shooting guard as a junior, Key averaged 28 points, seven rebounds and four assists per game last season, as they put together a 31-3 record and made an appearance in the Class A Tennessee state tournament ... As a junior, Key was named a finalist for the Tennessee Class A Mr. Basketball Award ... Was also a member of the Tennessee Bobcats summer program.



CAREER STATISTICS AND SINGLE GAME HIGHS

KEY, Tyreke

				Field Goals		3-Point		F-Throws		Rebounds										Scoring	
SEASON	TEAM	GP-GS	MIN/AVG	FG-FGA	FG%	3FG-FGA	3FG%	FT-FTA	FT%	OFF	DEF	TOT	AVG	PF-FO	AST	TO	BLK	STL	PTS	AVG	
2017-18	ISU	30-13	843/28.1	82-228	.360	23-71	.324	63-88	.716	25	102	127	4.2	61-1	45	43	8	29	250	8.3	
2018-19	ISU	31-31	1066/34.4	181-345	.525	43-96	.448	133-169	.787	26	84	110	3.5	61-1	53	49	1	33	538	17.4	
2019-20	ISU	30-30	998/33.3	145-323	.449	56-144	.389	121-143	.846	12	126	138	4.6	63-3	51	55	7	21	467	15.6	
TOTAL		91-74	2907/31.9	408-896	.455	122-311	.392	317-400	.793	63	312	375	4.1	185-5	149	147	16	83	1255	13.8	

Single Game Highs

Statistic	Value	
Points	32	at Valparaiso 02/13/19
Rebounds	9	at Evansville 01/17/18, at Missouri St. 02/01/20, at Wright St. 12/07/19
Assists	5	at Wright St. 12/07/19
Steals	6	at Valparaiso 02/13/19
Blocks	2	at Western Ky. 12/16/17, vs Evansville 02/21/18, vs Loyola Chicago 02/05/20
FG Made	11	vs Truman 12/08/18
FG Attempts	20	at Drake 02/27/19
3FG Made	5	at Valparaiso 01/18/20
3FG Attempts	8	vs Valparaiso 03/07/19, vs UNI 02/20/20, vs Air Force 11/24/19
FT Made	18	vs Tennessee St. 12/18/19
FT Attempts	22	vs Tennessee St. 12/18/19



#20 - COBIE BARNES

2019-20

Played four minutes in his collegiate debut at Dayton ... Scored his first collegiate points with a pair of 3-pointers at No. 4 Louisville ... Tallied five points in the win over Missouri-St. Louis ... Recorded a pair of second chance buckets in the first half of the overtime road victory over Wright State ... Scored five points in the home win over Tennessee State ... Drained a key late-game 3-pointer at Northern Iowa ... Set a new career high with nine points against Evansville at home ... Posted six points off the bench at Loyola ... Tied his career high with nine points and hit the only 3-pointer of the game as the Sycamores won 64-62 at Evansville ... Tied a career-high with five rebounds in the home win over Valparaiso.

Prior to Indiana State

Named All-Hoosier Hills Conference in 2017 & 2018 at Floyd Central HS ... Was named an Indiana All-Star following his senior year in 2019 ... Tabbed an All State Supreme 15 Junior All-Star Team selection in 2018. Barnes averaged 16.1 points, 6.8 rebounds and was the team leader in steals for 24-2 team that was ranked No. 2 in the state of Indiana by MaxPreps ... His team earned the Hoosier Hills Conference Championship in a league that included No. 3 New Albany and No. 6 Jeffersonville ... Set a new school record of 44.7 points scored per game. He enters his senior season with 905 career points and is a two-time All-HHC selection ... Was selected to the Indiana Junior All-Star Team where he scored 35 points and had 15 rebounds ... Had 43 points and 12 rebounds while being named MVP of the Indiana Class Basketball All Star Game ... Was named MVP of the Battle of the Bridges All Star Game after scoring 37 points and getting seven dunks ... Was selected for the Adidas All-American Camp in July of 2018.

CAREER STATISTICS AND SINGLE GAME HIGHS

BARNES, Cobie

				Field Goals		3-Point		F-Throws		Rebounds										Scoring	
SEASON	TEAM	GP-GS	MIN/AVG	FG-FGA	FG%	3FG-FGA	3FG%	FT-FTA	FT%	OFF	DEF	TOT	AVG	PF-FO	AST	TO	BLK	STL	PTS	AVG	
2019-20	ISU	30-0	274/9.1	27-54	.500	8-19	.421	2-12	.167	14	42	56	1.9	19-0	10	9	1	7	64	2.1	
TOTAL		30-0	274/9.1	27-54	.500	8-19	.421	2-12	.167	14	42	56	1.9	19-0	10	9	1	7	64	2.1	

Single Game Highs

Statistic	Value	
Points	9	at Evansville 02/23/20, vs Evansville 01/15/20
Rebounds	5	vs Valparaiso 02/29/20, at Wright St. 12/07/19, vs Evansville 01/15/20
Assists	1	10 times
Steals	1	7 times
Blocks	1	vs Duquesne 11/21/19
FG Made	4	at Evansville 02/23/20, vs Evansville 01/15/20
FG Attempts	5	vs Evansville 01/15/20
3FG Made	2	at Louisville 11/13/19
3FG Attempts	3	vs UNI 02/20/20
FT Made	1	vs Mo.-St. Louis 11/30/19, vs North Dakota St. 12/03/19
FT Attempts	4	vs Southern Ill. 12/30/19



#2 - KAILEX STEPHENS

Prior to Indiana State

Played one year at Tallahassee Community College.

2019-20

Named Second Team All-Panhandle Conference ... Had six points and nine rebounds in his Tallahassee debut vs. Florida State College-Jacksonville ... Scored 11 with eight rebounds vs. Enterprise State ... Scored a season-high 22 points and nine rebounds vs. Andrew ... Scored 15 points vs. Georgia Highlands ... Had 12 points vs. Lamar State-Port Arthur ... Posted 11 rebounds vs. Trinity Valley ... Had 14 points vs. Odessa ... Had 11 points vs. Gulf Coast State ... Scored 11 points vs. Northwest Florida State ... Matched his season high 11 rebounds vs. Gulf Coast State ... Scored 12 points vs. Pensacola State ... Named to the FCSAA All-Tournament team ... Scored 14 point and pulled down nine rebounds in come-from-behind win over State College of Florida ... Recorded eight points and eight rebounds vs. Gulf Coast State.

Prior to Tallahassee CC

Played one season at Francis Marion.

2018-19

Played in 30 games and made 29 starts ... Averaged 13.2 points, 5.9 rebounds and 1.3 assists ... Was the Peach Belt Conference Co-Freshman of the Year, the seventh player in school history to claim the honor ... Received the 2019 Frankie Award for Male Breakout Performance ... Scored in double-figures in 22 of Francis Marion's 30 games, including the first ten of his collegiate career ... Registered four double-doubles ... Scored 10 points in his debut vs. Catawba ... Scored 20 points and 14 rebounds vs. Methodist ... Posted 22 points vs. North Georgia ... Pulled down 11 rebounds vs. Columbus State ... Scored 25 points and matched his season-high with 14 rebounds vs. Young Harris (1/5/19) ... Scored 22 points and 11 rebounds vs. Augusta.

Prior to Francis Marion

Graduate of Paul W. Bryant High School in Tuscaloosa, Ala., where he played for coach Shon Peck-Love ... Named to both the Regional and All-State Tournament Teams ... Earned honorable mention All-State honors ... One of four players to sign collegiate letters of intent off the 2017-18 Stampede squad ... Helped team to a 30-5 record and a second consecutive Class 6A state championship game appearance ... Won the state title in 2017.



#5 - JARED HANKINS

2019-20

Sat out the season as a redshirt.

Prior to Indiana State

Was a Lawrence North Co-Captain as a junior in 2017-18 ... Named to the 2018 Indiana Junior All-Star Team ... A winner of the 2018 Lawrence North Dave Erwin Horizon Award, he also took home the Lawrence North Chris Hill Offensive Player of the Year Award as a junior ... Was named to the IBCA All State Underclassman Team and was a 2017-18 AP and Indianapolis Star Super Team Honorable Mention selection ... Named to the All-Marion County Honorable Mention team in 2017-18 and was selected as the February 2018 Wildcat of the Month ... A two-time Lawrence North Player of the Week Award Recipient and was the 2017 Manual Extravaganza Franciscan Health Academic Champion Award ... As a sophomore Hankins won the Lawrence North 6th Man High Energy Award and took home the 2017 Indiana Class Basketball Future All-Star Classic Most Outstanding Award ... Averaged 16.0 points per game and hit 43 percent of his 3-point field goals for power house Lawrence North ... Was ranked 13th in the state of Indiana as part of the Class of 2019.



#10 - JULIAN LARRY

Prior to Indiana State

Played points guard in 2018-19 for Lone Star High School in Frisco, Texas where he averaged 11.6 points, 3.2 assists and 1.5 steals per game ... Helped his team advance to the Texas Regional Finals in 2019, beating No. 1 Lancaster during the tournament ... Also played quarterback for the high school's football team ... Played for the Marcus Smart YGC AAU team.



#13 - SAM MERVIS

Prior to Indiana State

Point guard for a University High School team that went 63-13 in his three seasons ... Ranked third in scoring at 7.6 points per game but was second on the team with 3.6 rebounds per game and led in assists (5.9 per game) and steals (2.3 per game) ... Finished his prep career with an assist-to-turnover ratio of 3.73.



#14 - TOBIAS HOWARD JR.

Prior to Indiana State

Played one season at Towson.

2018-19

Appeared in all 32 games, making 17 starts for the Tigers ... Was second on the team in scoring (10.2 points per game) and 3-pointers made (59) ... Led the Tigers in assists per game (2.5) ... Finished 12th in the CAA in 3-pointers made per game (1.8) and was 29th in scoring ... Came off the bench for Towson's final 13 games where he averaged 10.8 points ... Was a candidate for the Colonial Athletic Association Sixth Man of the Year award ... Scored in double figures 19 times ... Had 20 games this season in which he made at least two 3-pointers ... Tallied a career best 26 points in a win over Drexel on Feb. 16 ... Scored 21 points and made five 3-pointers in a road win at Elon on Dec. 28 ... Had 23 points in a victory over Loyola on Nov. 25 ... Had a career best eight assists against Florida Atlantic on Nov. 17 ... Had five games in which he handed out five or more assists ... Led Towson in assists 16 times.

Prior To Towson

An All-Panhandle Conference First Team selection after helping Chipola win 22 games and advance to the NJCAA Region VIII championship game ... Averaged 13.4 points, 4.0 assists, and 3.2 rebounds per game for Chipola College in Marianna (Fla.) ... Scored 20 or more points seven times ... Recorded a season best was 24 points in a 98-91 win over Northwest Florida State College.

Prior to Chipola College

Played a fifth prep year at DME Academy in Daytona Beach, Fla. during the 2015-16 season ... Averaged 14.6 points, 4.9 rebounds and 2.8 assists per game for DME Academy ... Shot 53.8 percent from the field, 57.9 percent from 3-point range and 89.4 percent from the free-throw line while leading the Lakers to a 31-2 record ... Spent the 2014-15 season at IMG Academy in Bradenton, Fla. after playing at North Gwinnett High School in Suwanee, Ga. ... Averaged 17.5 points, 3.7 rebounds and 3.6 assists as a junior at North Gwinnett ... Rated a three-star recruit by Scout.com.



#21 - NDONGO NDAW

Prior to Indiana State

Played one season at Butler Community College.

2019-20

Started 18 games — mostly late in the season — for a team that finished 25-8 at Butler CC ... Averaged 5.9 points, 5.6 rebounds and 1.1 blocks per game.

Prior to Butler CC

Played one season at Baltimore City College.

2018-19

Appeared in 28 games with 22 starts for Baltimore City Community College in 2018-19 ... Averaged 8.9 points, 8 rebounds and 1.3 blocks per game, while shooting 48.8% from the floor and 66.7% from the line ... Averaged 17.3 minutes per game ... Led the Panthers in rebounds (215) and blocked shots (36) ... Recorded a game-high four blocked shots vs Hagerstown Community College (12/4/18) and (2/28/19) ... Recorded eight double-doubles.

Prior to Baltimore City Community College

Named Rookie of the Year ... All-Conference honorable mention ... Ran cross-country and was awarded Player of the Year.



#25 - KEON SELLERS

2019-20

Posted two points and a rebound in the home win over Evansville ... Added another point at the free throw line against Chicago State.



#44 - RANDY MILLER JR.

Prior to Indiana State

Played two seasons at North Carolina Central.

2019-20

Appeared in and started eight games before injury, and played 29.5 minutes per game ... Averaged 14.3 points per game, and shot 38.1 percent from the arc ... Scored a career-high 29 points with five three-pointers against USC Upstate on Nov. 11 ... Scored 20 points at Youngstown State as well as he went 11-for-12 from the free throw line on Nov. 19 ... Was named preseason Second Team All-MEAC.

2018-19

Appeared in all 34 games and started 32, and averaged 28.6 minutes per game ... Finished second on the team with 13.3 points per game, and landed top-15 in the MEAC in that category ... Ranked top-10 in the league in three-point field goal percentage at 37.1, and in threes made per game with 1.9 ... Also finished top-10 in the MEAC in free throw percentage at a team-best 80.7 ... Knocked

down a total of 66 threes to land tied for the 10th-most in a single season at NCCU ... Scored a season-high 27 points when he went 7-for-8 from the arc against Morgan State, registering the most threes made in a game since 2017 on January 21 ... Had two stretches of scoring 20+ points in three consecutive games, from November 13-18, and January 21-28 ... Averaged 20.7 points and shot 60.9 percent (14-for-23) from the arc and 60.6 percent (20-for-33) from the floor in the first stretch against Cincinnati, Bowling Green, and Warren Wilson ... Averaged 23.3 points and shot 62.2 percent (23-37) from the floor and 60.9 (14-for-23) in the second stretch against MEAC foes Morgan State, North Carolina A&T and Savannah State ... Pulled down a season-high seven rebounds against North Carolina A&T on January 26, and dished out a season-best five assists against Warren Wilson on November 18.

Prior to North Carolina Central

Played one season at Moberly Area CC.

2017-18

Named First Team All-Region 16 and First Team All-MCCAC at Moberly Area CC ... Played 31 games and started 29 ... Averaged 13.6 points per game, and shot 42.4 percent from the three-point arc (61-for-144) ... Shot 83.2 percent from the free-throw line, and 45.3 percent from the field ... Scored a career-high 23 points vs. College of Westminister JV's where he shot 8-for-10 from the floor, 4-5 from the arc, and 3-3 from the free throw line ... Drained a career-high five treys against McHenry County.

Prior to Moberly Area CC

Played one season at Mount St. Mary's.

2016-17

Played 11 games in his freshman year, and averaged 1.5 points per game at Mount St. Mary's ... Shot 3-for-7 (42.9 percent) from the arc ... Made his collegiate debut at No. 20 Iowa State where he played four minutes ... Scored a career-high five points at Minnesota.

Prior to Mount St. Mary's.

Named First Team All-Conference in his senior year at Mount Saint Joseph.



#50 - NICK HITTLE

Prior to Indiana State

Grew up in Lawrence Township in Indianapolis, but transferred to Culver Academy – a private school in Northern Indiana ... Played for the Culver Academies teams that played for the Class 3A state title in 2018 and 2019, winning the championship in 2018 ... Played nine minutes and scored five points with three rebounds in Culver's 64-49 Class 3A State Championship win over Evansville Bosse ... Suffered an injury during the 2019 postseason after averaging 4.1 points and 4.1 rebounds for the Eagles as a junior ... Tallied 5.4 points and 3.4 rebounds per game as a sophomore on the State Championship Team ... Played for head coach Mark Galloway at Culver.

ALL-TIME LETTERWINNERS

A

Abram, Lonnie..... 1973, 1974, 1975
 Adams, J.D..... 1900
 Adderley, Richie..... 1987, 1988, 1989
 Adkins, Bob..... 1970
 Adkins, Chad..... 1997, 1998, 1999
 Adkins, Roger..... 1950, 1951, 1952, 1953
 Adler, Jerod..... 2002, 2003, 2004, 2005
 Akinola, Olufemi..... 1987, 1988, 1989
 Alakija, Rotimi..... 1988
 Albright, Aaron..... 1923, 1924, 1925, 1926
 Albright, Cy..... 1927, 1928, 1929
 Albright, Dave..... 1933, 1934, 1935
 Aldrich, Emerson..... 1935
 Alexander, Kalen..... 2015, 2016
 Alexander, S.J..... 1911
 Allen, Lloyd..... 1916
 Allison, Wayne..... 1961, 1962, 1963, 1964
 Alvey, Chad..... 1993
 Amor, Nick..... 2015
 Anderson, Ben..... 1997, 1998, 1999, 2000
 Anderson, Brent..... 1966
 Anderson, Pete..... 1947
 Anderson, Harry..... 1945
 Andrew, Glen..... 1964
 Andrews, Arley..... 1960
 Andrews, Donald... 1958, 1959, 1960, 1961
 Andrews, Robert..... 1917
 Antoine, Wilfred..... 2003, 2004
 Armstrong Al..... 1972, 1973, 1974, 1975
 Armstrong, Ray..... 1921
 Armstrong, Robert..... 1945
 Arnold, Adam..... 2006, 2007, 2008
 Arnold, B..... 1905
 Arop, Manny..... 2013, 2014
 Arvin, Charles..... 1948, 1949
 Asbury..... 1916, 1917
 Asbury, Joe..... 1935
 Asbury, Victor..... 1911
 Ashley, Larry..... 2001
 Ashton, John..... 1964, 1965
 Atha, Dan..... 1952
 Atha, Dick..... 1950, 1951, 1952, 1953
 Austin, Charles..... 1947, 1948

Austin, W.A..... 1900, 1901
 Avelis, John..... 1940, 1941, 1942
 Avery, Terence..... 2000, 2001, 2002

B

Baechler, Gilbert..... 1944
 Bacote, Cam..... 2020
 Bair, Gregg..... 1973, 1975
 Bair, Melvin..... 1957, 1958
 Baird, Bob..... 1960
 Baker, Jim..... 1971
 Bales, Greg..... 1973
 Ball, William..... 1937
 Bannister, Kenny..... 1982
 Baratto, John..... 1940
 Barcus..... 1935
 Barker, Bob..... 1969, 1970, 1971
 Barkey, Raymond..... 1965
 Barlow, Keenan..... 2009
 Barnes, Cobie..... 2020
 Barnes, Jordan..... 2017, 2018, 2019, 2020
 Barnes, Ron..... 1973, 1974, 1975, 1976
 Bates, Jim..... 1955, 1956, 1957, 1958
 Bayh, Birch..... 1916, 1917
 Beck, Norman..... 1959, 1960
 Becker, Raymond..... 1942
 Beecher, Thomas..... 1904, 1905
 Belcher, Bob..... 1957, 1958
 Bell, T.J..... 2014, 2015, 2017
 Belskus, Al..... 1961, 1962
 Bender, Bill..... 1981, 1982
 Benham, George..... 1908
 Bennett, John..... 1943, 1946
 Bennett, Tre'..... 2015
 Benson, James..... 1939
 Benton, Glen..... 1964
 Berger, Jim..... 1946, 1948, 1949, 1950
 Berry, Matt..... 2001, 2002
 Biel, Robert..... 1929, 1930
 Bingham, Paul..... 1957
 Binning, Russell..... 1919
 Bird, Eddie..... 1988, 1989, 1990, 1991
 Bird, Larry..... 1977, 1978, 1979
 Birge, Jerry..... 1958
 Black, Leonard..... 1936

Blackburn, Russ..... 1953, 1954, 1955
 Blad, Kenny..... 1960
 Blair, Donald..... 1946
 Blann, Dale..... 1948, 1949
 Block, Keyln..... 1999, 2000, 2001, 2002
 Blubaum, Clarence..... 1931, 1932, 1933
 Blue..... 1899
 Bockhold, Anthony..... 1936
 Bockstahler, Bill..... 1959
 Boggs, Judge..... 1901, 1902
 Bogie, Henry..... 1921
 Boles, Mike..... 1989, 1990
 Booe, Elliott..... 2004, 2005
 Booty, Alvin..... 1931, 1932, 1933
 Bowen, Jerome..... 1922
 Bower, Bill..... 1962, 1963, 1964
 Bowers, Wendell..... 1945
 Bowles, Adam..... 1909, 1910, 1911
 Bowsher, Wayne..... 1939
 Brackall, Lou..... 1972
 Brackins, Dale..... 1980, 1981
 Brady, Bob..... 1947, 1948, 1949
 Brammer, Dick..... 1942
 Brant, Paul..... 1961, 1962, 1963
 Bratton, Harold..... 1928, 1929
 Bratton, Russell..... 1921, 1922, 1923
 Braun, Terry..... 1983, 1984
 Brechner, Claude..... 1907, 1908
 Brett, Steve..... 1969, 1970, 1971
 Brewer..... 1925
 Bridgeforth, John..... 1955
 Brines, Don..... 1951
 Brinkmeyer, Blake..... 2019
 Briscoe, Travis..... 1929
 Britton, Keith..... 1957
 Brock, Bob..... 1947
 Broermann, Matt... 2000, 2001, 2002, 2003
 Brooks, Rex..... 1942
 Brown, Bernard..... 1938
 Brown, Bob..... 1942
 Brown, Bret..... 1956, 1957
 Brown, Clinton..... 1942
 Brown, Devonte..... 2013, 2014, 2015, 2016
 Brown, Dewayne..... 1989, 1990, 1991
 Brown, Ed..... 1963

Brown, Joe..... 1922, 1923
 Brown, Les..... 1946, 1947
 Brown, Oren..... 1926, 1927, 1928
 Brown, Ray..... 1959
 Brown, Ron..... 1942
 Brown, Ward..... 1938, 1939, 1940, 1941
 Brumfiel, Walter..... 1909
 Brundige, Matt..... 1984
 Bruner, Jerry..... 1951
 Bryce, William..... 1905
 Budd, George..... 1933
 Bunschoten, Niels..... 2016, 2017
 Burdett, Dick..... 1950, 1951, 1952
 Burgess, Matt..... 1992, 1993, 1994, 1995
 Burnett, Brandon... 2013, 2014, 2015, 2016
 Burrage, J.R..... 1990, 1991
 Burris, Roy..... 1922, 1923, 1924, 1925
 Burton, Robert..... 1935, 1936, 1937
 Buscher, Robert..... 1940, 1941, 1942
 Bush, Dan..... 1969, 1970, 1971, 1972
 Bush, Don..... 1963, 1964
 Bush, Larry..... 1986, 1987, 1988
 Butcher, Bob..... 1984
 Byrer, Leonard..... 1941

C

Calhoon, Robert..... 1944
 Call, Max..... 1955
 Campbell, Charles..... 1940
 Campbell, Cliff..... 1961
 Campbell, Dick..... 1950, 1951, 1952
 Campbell, Dion..... 1987, 1988
 Canada, Brian..... 1973, 1975
 Cantrell, Chuck..... 1985, 1986
 Carlile, Edwin..... 1912, 1914
 Carney, Bernard..... 1948
 Carr, Don..... 1974, 1975
 Carr, James..... 1934, 1935, 1936
 Carr, Robert..... 1993
 Carter, Aaron..... 2008, 2009, 2010, 2011
 Cavanaugh, Gary..... 1972, 1973, 1974
 Cave, Marvin..... 1944
 Chadwick, James..... 1939
 Chandler, Jerry..... 1957
 Cheatham, Ron..... 1987, 1988, 1989, 1990
 Cherepkai, Ron..... 1970
 Chestnut, George..... 1932, 1933
 Chestnut, James..... 1927, 1928
 Chitwood, Dan..... 1967, 1968, 1969, 1970
 Christian, Myron..... 1983, 1984
 Christy, Otto..... 1910
 Church, Josiah..... 1926
 Cissna, Edmund.... 1936, 1937, 1938, 1939
 Clark, Bob..... 1956, 1957, 1958
 Clark, Jim..... 1913, 1914
 Clark, John..... 1959, 1960
 Clark, Lowell..... 1942
 Clark, Mario..... 1994, 1995
 Claycomb, Ethan..... 2018
 Clayton..... 1911
 Clemons, Everett..... 2016, 2017
 Cleveland, G.M..... 1905, 1906
 Cleveland, John..... 1938
 Cline, Lawrence..... 1943
 Cobb, Leon..... 1946
 Cochran, Fred..... 1930
 Cockrell, Norman..... 1957
 Cofer, Doyle..... 1946
 Coffey, Dick..... 1941
 Cohee, Claude..... 1909
 Coin, Mike..... 1982
 Cole, Al..... 1983, 1984




Larry Bird

ALL-TIME LETTERWINNERS

Collins, Bob	1972
Comer, Alvin	1944
Comstock,	1901
Conover, Harry	1921, 1924, 1925
Conover, James	1918, 1921, 1922
Cooper, Jason	1996, 1997
Cooper, Jeff	1986, 1987
Coopridge, M.	1942
Copper, Mike	1966, 1967, 1968, 1969
Cottom, Howard	1936
Coverstone, Don	1948
Covert, Henry	1945
Cox, Charles	1925, 1926
Cox, Earl	1958
Cox, Jim	1952, 1954, 1955
Cox, Jim	1985
Cox, W.S.	1895
Crabtree, Rudy	1963, 1964, 1965, 1966
Crandall, Steve	1989
Crawford, Ben	1936
Crawford, Josh	2009, 2010
Creed, Wayne	1936
Crick, Ray	1946
Cripe, Bob	1955, 1956, 1957, 1958
Crittendon, Curt	1964, 1965, 1966
Crockom, Jim	1953
Crodian,	1916
Crone, Jim	1966, 1967
Cross, C.	1901
Crowder, Tom	1976, 1977, 1978, 1979
Crowley, Larry	1957
Cruse, Jim	1994, 1995, 1996, 1997
Cummings, Dawon	2013, 2014
Cummings, Roy	1905, 1906
Cunningham, Clyde	1919
Cunnnng, Gary	1959, 1960
Curry, Eric	1979, 1981
Curtis, Herb	1916, 1917, 1919
Cushing, William	1903
Cutter, Tyler	2009

D	
Daanish, Amani	2004, 2005
Dailey, C.	1940
DalSasso, Bruno	1937
Dardeen, Howard	1961, 1962
Darnell, Rick	1973
Darry, Robert	1924
Daugherty, Clinton	1919, 1922
Davenport, Robert	1944
Davis, Don	1930, 1931
Davis, C.E.	1900
Davis, William	1916, 1917
Davis, Qiydar	2018
Dayhuff, Ted	1957, 1958, 1959
Deady, Matt	2018
Deakins, Larry	1975
Debrucker, Frank	1947
Decker, Joe	1960, 1961
Defiburgh, Dale	1950
DeGroot, Cory	1994, 1995, 1996
Deister, Jim	1991
Dellinger, O.P.	1899, 1900
Demaree, Vorees	1911, 1912
Denny, Marc	1963, 1964
DePeugh, Joe	1945, 1946, 1947
Dickson, Chuck	1958
Dierdorf, Melvin	1945
Dimich, Dan	1947, 1948, 1949, 1950
Dinsmore, Jim	1964
Disney, Clarence	1953
Dodd, Jim	1957, 1958



Nate Green


Dolan, Eugene	1929
Doluony, Koang	2010, 2011, 2012
Donaldson, Nick	2009
Dorman, Tom	1923, 1924, 1926
Dorsett, Leighton	1926
Doughty, John	1942, 1943
Douglas, Robert	1940
Dow, John	1960, 1961, 1962, 1963
Dowden, Earl	1932, 1933, 1934
Dowell, Emil	1916, 1920
Downey,	1933
Drake, Leorando	1980, 1981
Drew, Thomas	1965
Duffy, Jim	1958
Dugle, Frederick	1944
Duhamell, Jerry	1965
Dunlap, Roger	1970
Dunnuck, Forrest	1952, 1953, 1954, 1955

E	
Eastabrooks, Don	1935, 1936, 1937
Eckerle, Jim	1958
Eder, Ralph	1926
Edgerton, Rich	1964, 1965, 1966, 1967
Edmond, Don	1973, 1974, 1975, 1976
Edmonds, Gene	1948, 1949, 1951
Edwards, Jack	1938
Edwards, Jason	1992, 1993
Edwards, Johnny	1985
Eitel, Logan	2011
Eitel, Lucas	2011, 2012, 2013, 2014
Ellingwood,	1911
Ellsberry, James	1956
Ellsbury, Dale	1923, 1924, 1925
Etherington, Alex	2015
Evans, Darron	2003, 2004, 2005
Everett, James	1909

F	
Farris, Oscar	1909
Faulkner, Aden	1900, 1902
Fauver, Jim	1956
Felling, Ronald	1958, 1959, 1960, 1961
Ferguson, Anthony	1992
Ferguson, Jerry	1952, 1953, 1956
Ferrell, Jerry	1960
Fick, Howard	1938
Fidlar, Chester	1902
Fields, Rick	1982, 1983, 1984, 1985
Finley, Steve	1970
Fishback	1905
Fleenor, Ray	1922
Fleetwood, Roger	1969

Fleschner, Ernest	1948
Fleschner, Steve	1969, 1970, 1971
Fletcher, Jim	1965
Fly, Quinton	1991
Fohrer, John	1942
Fortner, J. Ord	1917
Foster, Floyd	1949
Fox, Crawford	1908, 1909
Fox, W.	1908
Fox, Wayne Joe	1938, 1939, 1940, 1941
Fraiv, John	1950
Franklin, Donovan	2017
Frazier, Benji	1987
Friedman, Joseph	1916
Fuller, Nelson	1942
Fuson, Mick	1972
Futch, Terry	1987

G	
Gangloff, James	1957, 1958, 1959
Gant, Justin	2012, 2013, 2014, 2015
Gard, Paul	1917
Garner, Steve	1965
Garnet, Lloyd	1922
Giesen, Brian	1998, 1999, 2000, 2001
Gilbert, Alex	1979, 1980
Gilbert, Bob	1951
Gilbert, Bob	1956
Gilbert, Chad	1992, 1993
Gilbert, Robert	1950, 1951
Gillespie, Antonio	1986
Giovanini, Louis	1958, 1959, 1960, 1961
Glenn, Frank	1917, 1918, 1920, 1921
Goda, Thomas	1929
Goddard, Ray	1959, 1960, 1961, 1962
Goens, Danny	1964
Golden, Mark	1981, 1982, 1983, 1984
Golden, Reggie	1981, 1982
Gooding, Robert	1948
Gorman, Richard	1940
Gough, William	1940
Gourdouze, Frank	1940
Grable, Ben	1895
Graham, Mike	1973, 1974, 1975



Bob Heaton

Eric Gray	2004, 2005
Gray, Joe	1926, 1927, 1928, 1929
Green, Catre	2003, 2004
Green, Nate	1997, 1998, 1999, 2000
Green, R.T.	1971, 1972, 1973, 1974
Green, Ted	1959

Grey, Jim	1967
Griffith, Elbert	1916
Griffith, Oscar	1904
Griggs, John	1972
Grimes, Firman	1956
Grimes, Lamar	2002, 2003
Grob, Carl	1936, 1940
Grooms, Maurice	1972
Grose, Jack	1916, 1917, 1918, 1921
Gross, Luke	1989, 1990
Grouse, Robert	1951
Grove, Frank	1920
Grundt, Phil	1961, 1962
Gurnell, Jim	1963, 1964, 1965, 1966
Gurnell, Steve	1973, 1974


H	
Hall,	1906
Hall, Charles	1942, 1943
Hall, Mike	1964
Hallatt, Josh	1994, 1995
Hammel, Stew	1961, 1962
Hammond, Dave	1965
Hanlin,	1909
Hanna, Don	1951
Hannah, Jack	1917, 1919
Hans, Jim	1947, 1949, 1950
Harding, Dave	1973
Hardman, Fred	1966, 1967, 1968, 1969
Hargrove, Nick	1994, 1995, 1996, 1997
Harkness, Jim	1955
Harper, Terry	1970
Harris, Chris	1986, 1987
Harris, Mike	1993, 1994, 1995
Harris, R.C.	1903, 1909
Harris, Townsend	1989, 1990
Hart, Steve	1997, 1998
Hass, Ken	1966, 1967, 1968, 1969
Hauck, Frank	1936
Hauck, Terry	1965
Hauck, William	1936
Hawkins, Merle	1950
Hay, Kevin	1974
Hayden, Dave	1961
Haynes, Hubert	1956
Haynes, Noah	1992, 1993
Hazen, J.R.	1944
Hazen, John	1947, 1948
Heaton, Bob	1979, 1980
Heavilon, Terry	1967
Heier, Jeff	1961
Hendrix, Jim	1967
Henson, Floyd	1946
Hermeling, Albert	1921, 1922
Herndon, Roy	1933, 1935
Herter, Jim	1953
Hervey, Rod	1967, 1968, 1969, 1970
Hester, Gary	1960, 1961
Heyen, Ronald	1958, 1959
Hinson, Denny	1994, 1995
Hinton, Cletis	1933, 1935, 1936
Hirth, Albert	1922
Hitch, William	1942, 1943
Hobson, Raymond	1940, 1941
Hochstetler, Jim	1961
Hodges, Tony	1977
Hoffman,	1904
Hoffman, Jacob	1935, 1936, 1937
Hoffman, Bill	1951
Hoke, Robert	1940
Hollenbeck, Steve	1965, 1966, 1967, 1968
Holliday, Jimmie	1988, 1989

ALL-TIME LETTERWINNERS

Holmstrom, Cole 2007, 2008
 Holmes, Johnny 1966
 Holmes, Ralph 1929
 Holscher, Ralph 1948, 1949
 Holston, Allante 2019
 Hooper, Buren 1948, 1949, 1950
 Horall, Ernie 1962
 Horton, Tiny 1929, 1930
 Houchins, James 1936
 Houghtelin, Joe 1950
 House, Bill 1972
 Howard, Marcus 2001, 2002, 2003, 2004
 Huckstep, Fred 1962, 1963, 1964, 1965
 Huenemann, Daniel 2018, 2019
 Huffman, Orville 1951
 Huffstutler, Wendell... 1961, 1962, 1963, 1964
 Hughes, Clayton 2018, 2019
 Humes, Howard 1968, 1970
 Hungerford, Max 1950, 1951
 Hunt, Ed 1920
 Hunt, M.E. 1900
 Hunter, Chad 1999
 Huppert, Don 1940
 Hutcheson, Charles 1936

I
 Inman, Travis 1989, 1990, 1991, 1992

J
 Jackson, Ray 1975
 Jackson, Ronald 1965
 Jagodzinski, Bill 1947, 1948, 1949, 1950
 Jefferson, Clarence 1960
 Jenkins, Bob 1971
 Johnson, Corey 1994, 1995
 Johnson, Harold 1940, 1941, 1942
 Johnson, Howie 1977, 1978
 Johnson, Kevin 1992, 1993
 Johnson, Marcus 1992, 1993, 1994
 Johnson, Ralph 1985, 1986
 Johnson, Richard 1978
 Jones, Bob 1942, 1943
 Jones, Edgar 1919
 Jones, Joe 1940
 Jones, Joe 1987
 Jones, Mike 1957, 1958, 1959
 Jones, Pat 1961
 Jones, Riley 1971
 Jones, Charles 1911
 Josza, Frank 1960, 1961, 1962
 Jovanovich, Mike .. 1992, 1993, 1994, 1995
 Julian, Lloyd 1938, 1939, 1940




Don McDonald

K
 Kante, Djibril 1999, 2000, 2001, 2002
 Karto, Dave 1967

Kaserman, Roy 1957, 1958, 1959
 Katt, August 1901
 Kegerreis, Bryan 1984, 1985, 1986
 Keller, Con 1958, 1959
 Keller, Vernon 1899, 1900
 Kelly, C.Y. 1901
 Kelly, Jake 2010, 2011
 Kern, Tom 1951
 Kernan, Michael 2001, 2002
 Kessinger, Bronson 2017, 2018, 2019, 2020
 Key, Tyreke 2018, 2019, 2020
 King, Danny 1976, 1977
 Kitch, J. Max 1933
 Kitchell, Jake 2012, 2013, 2014, 2015
 Kitchen, Grant 1907
 Kixenbaugh, George 1956
 Klueh, Duane 1947, 1948, 1949
 Knauth, Henry 1913, 1914, 1915
 Knight, Trey III 2016, 2017, 2018
 Knish, David 1970
 Knowles, Dwain 1942
 Koebcke, Bill 1965
 Koile, Earl 1936
 Kokinda, Pete 1951
 Kozorski, Don 1947
 Kraly, Ted 1974, 1975
 Kunkel, Jerry 1947, 1948, 1949, 1950

L
 Ladson, 1933, 1934



Harry Morgan

Ladson, Garland 1941
 LaGrange, Mark 1951
 Laird, Walter 1895
 Lamar, Rudy 1962, 1963, 1964
 Lamb, Larry 1969, 1970, 1971, 1972
 Lambdin, Gene 1950, 1951, 1954
 Lambertson, 1954
 Lammey, Hershel... 1925, 1926, 1927, 1928
 Land, Mike 1991
 LaRavia, Jake 2020
 Lash, Ed 1944, 1945, 1946, 1947
 Lathan, Dwayne 2010, 2011
 Laughlin, Butler 1909
 Lauritzen, Jeff 1989, 1990, 1991, 1992
 Lawrence, Greg 1972
 Leason, Wathen 1929, 1931
 Lee, Joe 1954, 1955
 Lee, Lamar 2008
 Lee, Walter 1895



Carl Nicks

Leighton, Morris 1945
 Leitnaker, Brant 2007, 2009, 2010
 Lester, Sherman 1970, 1971, 1972, 1973
 Lewandowski, Tom 1971
 Lewis, Al 1945
 Lewis, Maynard 1951
 Light, Earl 1901, 1902
 Liles, Darrin 1988, 1989, 1990
 Lingle, David 1917
 Long, Jerry 1958, 1959
 Long, Leonard 1962, 1963, 1964, 1965
 Longfellow, Ed 1950, 1951, 1952
 Loser, Paul 1916
 Lovelace, 1908
 Luchetti, Jon 1996, 1997, 1998, 1999
 Luckett, Dan 1964
 Ludeks, Janis 1973, 1974, 1975, 1976
 Luse, Alonzo 1935
 Luse, John 1956, 1957, 1958
 Lutes, Ray 1926


M
 Macon, Carl 1972, 1973, 1974
 Madigan, Terrence 1936, 1937, 1938
 Maesch, Ernie 1991, 1992, 1993
 Mahurin, RJ 2011, 2012, 2013
 Major, Jim 1958
 Mallory, Curtis 1920
 Mangel, Emil 1903, 1906
 Marginet, Sherrell 1955
 Marshall, Arthur 1942, 1945
 Marshall, Harry 2007, 2008, 2009, 2010
 Marshall, Kent 1984, 1985, 1986
 Martin, Chet 1929, 1930, 1931
 Martin, Dominique 1986
 Martin, Jim 1950, 1951
 Martin, Isiah 2008, 2009, 2010, 2011
 Martin, Tyeshon 2019
 Mascari, Paul 1939, 1940
 Mason, Herbert 1936
 Mason, Rich 1967, 1968
 Mason, Russell 1942, 1943
 Masten, Percy 1926, 1927, 1928
 Mathas, Howard 1939

Mathews, J.P. 1992, 1993
 Mavity, Arthur 1902
 McBrayer, Tom 1917, 1918
 McCallum, Bill 1970
 McCallum, Al 1929, 1930, 1931, 1932
 McClanahan, Clare 1921
 McClanahan, Earl 1922
 McClanahan, James 1921
 McComb, Jeff 1983, 1984, 1985, 1986
 McCormick, 1911
 McCormick, Clarence 1920, 1921
 McCormick, James 1920, 1921
 McCoy, Todd 2007, 2008
 McCollough, 1911
 McCullough, Jerry 1970
 McCullum, John 1964
 McGee, Tony 1993
 McGrath, Zach 2005
 McDonald, Don 1947, 1948, 1949, 1950
 McElroy, Frank 1900
 McField, Robert 1981
 McGee, Tony 1993
 McIntire, John 1967, 1968
 McIntyre, Daniel 1936
 McKinney, Joe 1920
 McNabb, Jeff 1975
 McNelly, Rod 1979, 1980, 1981, 1982
 McWhorter, Steve 2011, 2012
 Medlock, Clarence 1907
 Meier, Henry 1904
 Meier, Paul 1922, 1923, 1925
 Meiring, Bob 1970
 Meisel, John 1940
 Melvin, Leland 1940, 1941, 1942, 1943
 Menser, Michael 1998, 1999, 2000, 2001
 Meriwether, Ron 1957, 1958, 1959, 1960
 Metcalfe, Jimmie 2000, 2001
 Metzinger, Leon 1905, 1906
 Michael, Ernest 1916
 Michaels, Mike 1925
 Middlekauff, 1929
 Miesel, John 1942
 Miklozek, John 1934, 1935, 1936
 Milan, Lester 1937

ALL-TIME LETTERWINNERS

Miles, Charles	1905
Miley, Brad	1977, 1978, 1979, 1980
Milholland, Harry	1910
Miller, Alvin	1944
Miller, Charles	1950, 1951, 1952, 1953
Miller, Harlan	1920
Miller, John	1966
Miller, Paul	1925
Miller, Randy	1965, 1966
Miller, Robert	1966
Milligan, Joe	1964, 1965, 1966
Millington, Don	1971, 1972, 1973, 1974
Mish, Kenneth	1965
Mitchell, John	1966
Mitchell, Owen	1912
Mitchell, Waldo	1910
Molnar, Emery	1955
Montgomery, Charles	1905, 1910
Montgomery, Robert	1936, 1937
Moore, Demetrius	2014
Moore, Gabe	2005, 2006, 2007, 2008
Moore, Jessie	1911
Moore, Lee	1985, 1987
Moorman, Tom	1972
Morgan, Harry	1977, 1978
Morganson,	1935
Morris, Carl	1936
Morris, Fred	1922
Morris, Albert	1899, 1900
Morris, Ted	2003, 2004
Morse, Bob	1961
Mose, Robert	1950
Mosely, Jim	1962
Mosier, Stan	1969
Moss, David	2003, 2004, 2005
Motz, Larry	1961
Mugg, Scott	1982, 1983, 1984, 1985
Mullin, Marvin	1940
Murillo, Louis	1965
Murphy, Brandon	2015, 2016, 2017, 2018
Murray, Cliff	1950, 1951, 1952, 1953
Murray, Dick	1956
Musselman, Paul	1917
Myers, Tom	1954, 1955

N	
Nash, Harvey	1954
Neal, Jerry	1960, 1961
Neese, Cooper	2019, 2020
Nelson, John	1975, 1976, 1977



Matt Renn

Nemcek, Rich	1979, 1980
Newsom, Jerry	1963, 1964, 1965, 1968
Newton, Steve	1960, 1961, 1962, 1963
Nickels,	1908
Nicks, Carl	1977, 1979, 1980
Noblitt, Don	1958
Noggle, Howard	1908
Novak, Jerry	1966, 1967, 1968
Nugent, Milton	1910
Nuner, John	1895
Nyland, Ed	1942

O	
O'Leary, James	1934, 1935, 1938, 1939
Oberholzer, Max	1936
Odum, Jake	2011, 2012, 2013, 2014
Ogborn, Jim	1978
Ojinnaka, Demonte	2017, 2018
Oliphant, Dean	1985, 1987
Osborne, Ick	1932, 1933, 1934
Osbourne, Haskell	1921
Osman, Charles	1922
Owens, Charles	1905

P	
Pacatte, Ed	1934
Padgett,	1901
Paige, Laquarious	2015, 2016, 2017
Palmer, Chris	1971
Parker, Tom	1957
Parker, Wayne	1952, 1953, 1954, 1955
Parks, Juda	1991, 1992, 1993
Pattengale, Dick	1950
Patterson, Bucky	1958, 1959
Patterson, Harold	1936, 1937
Pearcy, George	1940, 1941, 1942
Pearcy, Henry	1940, 1941, 1942, 1943
Peckinpugh, Rick	1971, 1972, 1973, 1974
Peerman, Jim	1946
Pelle,	1903
Phillippe, Maurice	1929
Phillips, Lewis	1908
Phillips, Mike	1965, 1966, 1967, 1968
Phillips, Steve	1972, 1973, 1974, 1975
Piepenbrink, Ken	1971
Pierce, Jesse	1902
Pierson, Rocky	1930, 1931, 1932
Piety, Obert	1926, 1927, 1928
Piety, Verner	1936
Pillow, George	1969, 1970, 1971
Pipes, Wayne	1933
Pitts, Tom	1959, 1960, 1961
Platt, Bill	1963
Plummer,	1904
Plummer, Frank	1944
Poe, Jim	1969, 1970
Pollom,	1900
Pope, Don	1962, 1963, 1964, 1965
Pope, John	1944
Porter,	1901
Porter, Don	1946
Powell, Ed	1948
Powers, Ben	1916
Powers, Jim	1947, 1948, 1949, 1950
Prather,	1899
Pressler, Dave	1948, 1949
Printy, Jordan	2009, 2010, 2011, 2012
Pritchett, Pete	1953
Prusator, Grant	2015, 2016
Pryor, Tony	1997
Puckett, Neil	1929

R	
Raper, Darin	1997, 1998
Rawley, Robert	1933
Ray, Bill	1969
Ray, Brandon	2005
Ray, Howard	1910
Reed, Max	1965, 1966
Reed, Rashad	2009, 2010
Reed, Robert	1944
Reed, Steve	1978, 1979, 1980, 1981
Reeder, Carl	1996, 1997
Reedy, Clarence	1963
Renn, Matt	1998, 1999, 2000, 2001
Reese, Ed	1926, 1927, 1929
Reese, Jack	1950, 1951
Reeve, William	1907
Reintjes, Leonard	1936, 1938, 1939
Reynolds, Les	1929, 1930, 1931
Rhoads, Paul	1916, 1917
Rhodes, Don	1950
Richard, Carl	2009, 2010, 2011, 2012
Richardson, Sam	1952, 1953
Richardson, Sam	1956, 1957
Richmond, Dick	1953, 1954
Rickman, Emondre	2016, 2017, 2018, 2019
Ring, Bob	1971
Riddle, Carl	1943
Ripberger,	1963
Ritchie, Gregg	1969, 1970
Ritter, Bob	1979, 1980
Ritter, T.	1940
Roach, Robert	1936
Robbins, John	1960, 1961, 1962, 1963
Robinson,	1899
Rogers, Bill	1969
Roshel, John	1960
Ross, Lester	1965
Ross, Warren	1958, 1959, 1960, 1961
Route, Mike	1975, 1976
Rowan, Kenny	1990, 1991, 1992, 1993
Royer, Bob	1946, 1948, 1949
Royer, Herschel	1914, 1915, 1916
Royer, Bill	1951
Ruckman, Steve	1990
Ruhe, Stan	1970
Runnels, Carl	1942
Russell, J.	1940
Rutledge, Dan	1975, 1977, 1978
Rutherford	1915
Ryden, John	1964, 1965, 1966
Rzeszewski, Lenny	1947, 1948, 1949, 1950
Ryden, John	1964, 1965, 1966
Rzeszewski, Lenny	1947, 1948, 1949, 1950

S	
Sabie, Don	1958
Salmon, Joseph	1942
Salmon, Wayne	1956
Samm, Bob	1957
Sample, Larry	1970, 1971, 1972
Sams, Jake	2002, 2003, 2004
Sanders,	1902
Sanders, Ernest	1907
Sanders, Tom	1969
Sargent, Donald	1942
Sartor, Lee	1912
Schaffer,	1914
Scheid, Norman	1928, 1929, 1930
Schenck, Ralph	1914, 1915
Scherer, Don	1951
Schinnerer, Mark	1918, 1919, 1920

Schlater, Leon	1941
Schneider, Norbert	1942
Schnitker, Tyson	2004, 2005
Schockel, Bernard	1907
Schoepfel, Otto	1909
Schorling, Raleigh	1909
Schweikert, Harold	1944
Scott, Brenton	2015, 2016, 2017, 2018
Scott, John	1950, 1951
Scott, Zenor	1902, 1904
Scudder, Carl	1911
Sechler, Ralph	1916, 1917
Selge, Paul	1940
Sellers, Keon	2020
Sfredodo, Basil	1950, 1951, 1952, 1953
Shahan, Donald	1965
Sharp, John	1918
Sharpe, Howard	1938, 1939, 1940
Shaw, Pete	1971
Shaw, Clyde	1911
Shelt, J. R.	1994, 1995
Shelton, Carroll	1933, 1934
Shewmaer,	1949
Shields, Clair	1916
Shipley, Frank	1916, 1918
Short, Joe	1942, 1943
Short, Morris	1946
Shortz, Louis	1951
Shriner, Richard	1920
Shriner, Walter	1914, 1915, 1916, 1917
Shuck, Geoff	1975, 1976
Shufflebarger,	1926
Siebenmorgen, Paul	1969, 1970, 1971
Silvers, Charles	1908
Simko, R.	1966
Simmons, Rob	1969, 1970, 1971, 1972
Sink, Ernest	1910
Sipe, James	1916
Sisk, Bill	1954, 1955, 1956
Skaggs, Bill	1958
Slavens, Jim	1967
Smiley, Homer	1922
Smith, Bob	1962
Smith, Chris	1971
Smith, Dale	1952, 1953, 1954
Smith, Henry	1955
Smith, Jack	1955
Smith, James	1982, 1983
Smith, Jim	1975, 1976, 1977, 1978
Smith, Joe	1972
Smith, Khristian	2013, 2014, 2015, 2016
Smith, Mike	1990
Smith, Rhett	2013
Smith, Ross	1906, 1907
Smith, Stanley	1938, 1939, 1940
Smith, Tom	1951, 1952, 1953
Smith, Dale	1951
Smith, Warren	1928, 1929
Smithson, Ezra	1957
Snoddy, Jim	1951
Sparks, J.	1935
Sparks, Raymond	1927, 1928
Spence, Fred	1932, 1933, 1934
Spencer, Herman	1926
Spencer, Fred	1903, 1904, 1905
Spraul, Billy	1997
Springer,	1945
Springhetti, Dale	1991
St.Clair, George	1934, 1935, 1936
Staggs, Glenn	1932, 1933
Stagner, Harold	1961
Stainback, Jerome	1988

ALL-TIME LETTERWINNERS

Staley, Leroy 1978, 1979
 Stark, Max 1935
 Steele, Burt 1938
 Stelow, Fred 1940, 1942
 Stephens, Lee 1982
 Stephenson, Benjamin 1916
 Sterling, Tom 1931, 1932
 Stevens, 1933, 1935
 Stiffler, Dale 1913, 1914, 1915
 Stinson, Marico 2007, 2008
 Stirling, Robert 1912
 Stoeker, William 1940
 Stoffers, Henry 1936
 Stone, W. Hershel 1900, 1902
 Stopher, Emmet 1903
 Stopher, Wallace 1904
 Stork, John 1935
 Story, Claude 1925
 Strohl, Harry 1931
 Stroud, Derrick 1995, 1996
 Stroud, Paul 1969, 1970, 1971, 1972
 Stroup, Keith 1926
 Sullivan, Eric 1963
 Sullivan, Dick 1956

Sumpter, Larry 1960
 Svihra, Rich 1907
 Swanigan, 1915
 Sweatt, Theodore 1965
 Swinford, Nick 1945

T
 Tapy, Robert 1922
 Taylor, Chuck 1984, 1985
 Teany, John 1927, 1928, 1929
 Thomas, Devin 2018, 2019
 Thomas, Frank 1900, 1902
 Thomas, Greg 1990, 1991, 1992, 1993
 Thomas, Paul 1960, 1961, 1962, 1963
 Thompson, Abasi 1999, 2000
 Thompson, Bob 1958, 1960
 Thompson, Kevin 1981
 Thompson, LaSalle 1992, 1993
 Thompson, Tom 1969, 1970
 Thornton, Tommy 1990
 Tillett, Mike 1975
 Todd, Darwin 1922
 Trabue, Rod 1961
 Tribble, 1905, 1906

Trinkle, David 1960
 Trost, Chester 1944
 Trout, Jim 1971, 1972
 Trudeau, Russell 2004, 2005, 2006
 Truitt, John 1965
 Tudor, Maurice 1923, 1924
 Tunnell, Jay 2006, 2007, 2008
 Turner, Mike 1970, 1971, 1972
 Turner, Scott 1979, 1980
 Turnock, Robert 1948
 Turpin, Ray 1932, 1933, 1934
 Tuttle, Charles 1938
 Twitty, Tony 1987

U
 Underwood, Romeo 1895
 Untulis, Chuck 1932, 1933
 Unverferth, Ernest 1910
 Unverferth, William 1912, 1913
 Uzzell, Will 1980

V
 Vandover, 1905
 Van Scyoc, Matt 2016, 2017
 VanHorn, Pete 1923, 1924, 1925, 1926
 Vawter, Brainard 1902, 1903
 Vickers, Rob 1988, 1989, 1990
 Vincent, Mike 1969, 1970, 1971, 1972
 Vinci, Carl 1967
 Vogel, Albert 1957
 Vogel, Kenneth 1938
 Vrabel, Don 1951

W
 Wade, Butch 1964, 1965, 1966, 1967
 Wade, Ray 1951
 Waites, Jim 1966, 1967
 Waldrip, Jim 1967, 1968
 Walker, Clarence 1947, 1948, 1949, 1950
 Walker, Jim 1955
 Walker, Mike 1959, 1960
 Walker, Myles 2011, 2012
 Wallin, Ken 1963
 Walsh, John 1917
 Walter, Arthur 1905, 1908
 Wampler, Fred 1929, 1930, 1931
 Wampler, Robert 1945
 Wann, Herb 1914, 1915
 Ward, Ernest 1941
 Warfel, Joe 1965, 1966
 Washington, De'Avion 2019, 2020
 Washington, Joe 1982
 Watson, Alan 1978, 1977
 Watson, Courtney 1917
 Watson, Hubert 1935
 Watson, John 1938, 1939, 1940
 Waugh, Jim 1956, 1957, 1958
 Weathers, Sampson 1905
 Weatherwax, L.E. 1906
 Webb, Wally 1959, 1960, 1961
 Webb, William 1922
 Webster, DeCarsta 1976, 1977, 1978
 Wegrich, Toby 1935
 Weirich, Don 1967, 1968, 1969, 1970
 Weliver, Ed 1951
 Welsh, Barry 2001
 Wellman, Will 1901, 1902, 1903
 Wells, Dave 1926
 Wells, Jayson 1995, 1996, 1997, 1998
 Wells, Norman 2007
 Wells, William 1959, 1960
 Wesolek, Ted 1957, 1958, 1959

Westhafer, 1905
 Wey, Herbert 1935, 1936, 1937
 Wey, Woodrow 1940, 1942
 Whitenack, Bob 1969
 Whitman, Logan 2005
 Wiegel, Steve 1984
 Wiggam, Aubrey 1969
 Wiley, T. 1966
 Williams, Ron 1964
 Willett, Marv 1963, 1964, 1965
 Williams, Billy 1917, 1919, 1920
 Williams, Christian 2019, 2020
 Williams, Darryll 1961, 1962
 Williams, Don 1962
 Williams, Gene 1956, 1957
 Williams, Howard 1970, 1971, 1972
 Williams, Isiah 1973, 1974, 1975
 Williams, Joe 1970, 1971
 Williams, John Sherman 1983, 1984, 1985, 1986
 Williams, Marcus 1928
 Williams, Paul 1917
 Williams, Rick 1974, 1975, 1976
 Williams, Tre 2020
 Williamson, 1923
 Williamson, Andy 1999, 2001
 Williamson, Brian 1987, 1988
 Willis, Russell 1922, 1923, 1924, 1925
 Wilson, Garver 1944
 Wilson, Robert 1944
 Wilson, Noble 1913
 Wilson, Otis 1916, 1917
 Wiltrout, Jack 1954
 Winslow, Ralph 1945
 Winters, Harry 1919, 1920, 1921
 Winters, Ralph 1985, 1986
 Wise, Gordon 1944
 Wisely, Ed 1918
 Wisely, Horace 1923
 Wisley, Tom 1971, 1972
 Witt, Ralph 1964
 Wittmer, Wilmer 1960, 1961, 1962
 Wolf, Paul 1923, 1924, 1925
 Wood, 1917
 Wood, Howard 1937, 1938, 1939
 Wood, Jesse 1909
 Woodard, Doug 1965
 Woodard, Vinton 1936
 Woodburn, John 1966
 Woodrow, John 1936
 Woolsey, Max 1946, 1948, 1949
 Worley, Paul 1940, 1941
 Wright, Lester 1982
 Wright, Stanley 1984
 Wright, A.B. 1901
 Wunn, Thosie 1964
 Wurtz, Trent 2006, 2007

Y
 Yaeger, George 1934
 Yelovich, Mick 2005, 2006, 2007, 2008


Z
 Zarndt, Carl 1959, 1960
 Zellers, Tom 1967, 1968, 1969
 Zetterberg, Ed 1920
 Zielinski, Frank 1991



John Sherman Williams

YEAR-BY-YEAR AND ALL-TIME COACHES

Year	Coach	Overall	Conf.	Home	Away	79-80	Bill Hodges	16-11	8-8	12-4	4-7
						Year	Coach	Overall	Conf.	Home	Away
1899-00	John P. Kimmell	2-2		1-1	1-1	80-81	Bill Hodges	9-18	4-12	8-7	1-11
00-01	John P. Kimmell	0-4		0-3	0-1	81-82	Bill Hodges	9-18	2-14	8-5	1-13
01-02	John P. Kimmell	1-6		0-3	1-3	82-83	Dave Schellhase	9-19	5-13	7-6	2-12
02-03	John P. Kimmell	5-7		3-3	2-4	83-84	Dave Schellhase	14-14	6-10	12-4	2-10
03-04	John P. Kimmell	2-11				84-85	Dave Schellhase	14-15	7-11	10-4	4-11
04-05	John P. Kimmell	5-5				85-86	Ron Greene	11-17	5-11	10-5	1-12
05-06	John P. Kimmell	6-6				86-87	Ron Greene	9-20	4-10	7-7	1-13
06-07	John P. Kimmell	1-8				87-88	Ron Greene	7-21	2-12	7-8	0-11
07-08	John P. Kimmell	2-6				88-89	Ron Greene	4-24	0-14	4-9	0-15
08-09	Eddy Conners	2-7				89-90	Tates Locke	8-20	2-12	7-6	1-12
09-10	John P. Kimmell	2-9				90-91	Tates Locke	14-14	9-7	11-2	2-10
10-11	John P. Kimmell	2-8		2-3	0-5	91-92	Tates Locke	13-15	12-6	8-4	4-9
11-12	Bertram Wiggins	7-6		6-1	1-5	92-93	Tates Locke	11-17	7-11	9-4	2-12
12-13	Alfred Westphal	8-3		3-0	5-3	93-94	Tates Locke	4-22	3-15	4-7	0-15
13-14	Alfred Westphal	11-4	7-2	4-2		94-95	Sherman Dillard	7-19	3-15	5-9	2-11
14-15	Alfred Westphal	7-6		7-2	0-4	95-96	Sherman Dillard	10-16	6-12	8-5	2-11
15-16	Alfred Westphal	8-6				96-97	Sherman Dillard	12-16	6-12	7-6	4-9
16-17	Alfred Westphal	13-4	7-2	6-2		97-98	Royce Waltman	16-11	10-8	11-2	5-8
17-18	O.E. Sink	8-8		6-2	2-6	98-99	Royce Waltman	15-12	10-8	10-3	5-9
18-19	Birch E. Bayh	6-3		5-0	1-3	99-2000	Royce Waltman	22-10	14-4	12-1	10-9
19-20	Birch E. Bayh	4-6		2-2	2-4	2000-01	Royce Waltman	22-12	10-8	12-2	10-10
20-21	Birch E. Bayh	15-7	11-0	4-7		2001-02	Royce Waltman	6-22	4-14	4-10	2-11
21-22	Birch E. Bayh	12-3	8-1	4-2		2002-03	Royce Waltman	7-24	2-16	5-9	2-15
22-23	Birch E. Bayh	20-5	11-2	9-3		2003-04	Royce Waltman	9-19	5-13	6-7	3-9
23-24	Arthur L. Strum	16-7				2004-05	Royce Waltman	11-20	5-13	10-4	0-12
24-25	David A. Glascock	11-4				2005-06	Royce Waltman	13-16	4-14	8-7	4-8
25-26	David A. Glascock	9-9				2006-07	Royce Waltman	13-18	5-13	10-6	2-11
26-27	David A. Glascock	3-13				2007-08	Kevin McKenna	15-16	8-10	12-2	2-13
27-28	Walter E. Marks	12-5				2008-09	Kevin McKenna	11-21	7-11	5-9	4-10
28-29	Walter E. Marks	15-4				2009-10	Kevin McKenna	17-15	9-9	11-3	5-10
29-30	Walter E. Marks	16-2				2010-11	Greg Lansing	20-14	12-6	10-3	6-8
30-31	Walter E. Marks	7-8				2011-12	Greg Lansing	18-15	8-10	11-4	4-9
31-32	J. Roy Goodland	10-5				2012-13	Greg Lansing	18-15	9-9	11-3	4-10
32-33	David A. Glascock	10-6	5-3	5-3		2013-14	Greg Lansing	23-11	12-6	11-2	9-7
33-34	Walter E. Marks	8-9				2014-15	Greg Lansing	15-16	11-7	10-6	5-7
34-35	Walter E. Marks	13-4				2015-16	Greg Lansing	15-17	8-10	7-2	1-8
35-36	Walter E. Marks	11-3				2016-17	Greg Lansing	11-20	5-13	8-6	3-10
36-37	Walter E. Marks	7-6		5-3	2-2	2017-18	Greg Lansing	13-18	8-10	8-7	5-7
37-38	Walter E. Marks	1-17				2019-20	Greg Lansing	18-12	11-7	12-1	4-8
38-39	Glenn M. Curtis	10-9				Program Total					
39-40	Glenn M. Curtis	15-3				1,514-1,299 (.538)					
40-41	Glenn M. Curtis	11-8	9-1	2-7							
41-42	Glenn M. Curtis	17-4	9-1	8-3							
42-43	Glenn M. Curtis	13-4									
43-44	Glenn M. Curtis	17-4	10-1	7-3							
44-45	Glenn M. Curtis	18-6	13-3	5-3							
45-46	Glenn M. Curtis	21-7									
46-47	John R. Wooden	17-8									
47-48	John R. Wooden	27-7									
48-49	John Longfellow	24-8	14-0	10-8							
49-50	John Longfellow	27-8	2-3	15-5							
50-51	John Longfellow	15-10	9-3	6-7							
51-52	John Longfellow	19-10	15-3	4-7							
52-53	John Longfellow	23-8	14-1	9-7							
53-54	John Longfellow	12-15	9-6	3-9							
54-55	Longfellow-Wolf	9-15	6-7	3-8							
55-56	Duane Klueh	8-16	7-6	1-10							
56-57	Duane Klueh	12-13	11-5	1-8							
57-58	Duane Klueh	11-14	9-5	2-9							
58-59	Duane Klueh	17-10	9-4	8-6							
59-60	Duane Klueh	7-13	4-7	3-6							
60-61	Duane Klueh	17-9	8-2	9-7							
61-62	Duane Klueh	19-11	8-3	11-8							
62-63	Duane Klueh	18-7	9-2	9-5							
63-64	Duane Klueh	17-8	8-3	9-5							
64-65	Duane Klueh	13-10	9-3	4-7							
65-66	Duane Klueh	22-6	11-1	11-5							
66-67	Duane Klueh	21-5		11-0	10-5						
67-68	Gordon Stauffer	23-6		12-0	11-6						
68-69	Gordon Stauffer	13-13		9-2	4-11						
69-70	Gordon Stauffer	16-10		12-1	4-9						
70-71	Gordon Stauffer	17-9		8-3	8-6						
71-72	Gordon Stauffer	12-14		7-5	4-7						
72-73	Gordon C. Stauffer	16-10		9-3	7-7						
73-74	Gordon C. Stauffer	12-14		9-5	2-8						
74-75	Gordon C. Stauffer	12-14		10-4	2-10						
75-76	Bob King	13-12		10-5	3-7						
76-77	Bob King	25-3		17-0	8-3						
77-78	Bob King	23-9	11-5	17-1	6-8						
78-79	Bill Hodges	33-1	16-0	16-0	11-0						



Wally Marks



John Wooden



John Longfellow

COACHING HISTORY BY VICTORIES

Coach	Pct.	Record	Seasons/Years
Duane Klueh	.602	182-122	12/1955-67
Greg Lansing	.522	151-138	9/2010-Pres.
Royce Waltman	.429	134-165	10/1997-2007
Glenn M. Curtis	.724	122-45	8/1938-46
Gordon C. Stauffer	.568	121-94	8/1967-74
John L. Longfellow	.670	120-59	6/1948-54
Walter E. Marks	.608	90-58	9/1927-31, 33-38
Bill Hodges	.582	67-48	4/1978-82
Bob King	.718	61-24	3/1975-78
Birch E. Bayh	.640	57-24	5/1918-23
Tates Locke	.411	50-88	5/1989-94
Alfred F. Westphal	.671	47-23	5/1912-1917
John R. Wooden	.746	44-15	2/1946-48
Kevin McKenna	.453	43-52	3/2007-10
Dave Schellhase	.435	37-48	3/1982-85
David A. Glascock	.508	33-32	4/1924-27, 32-33
Ron Greene	.274	31-82	4/1985-89
Sherman Dillard	.363	29-51	3/1994-97
John P. Kimmell	.280	28-72	11/1899-1908, 09-11
Arthur L. Strum	.696	16-7	1/1923-24
J. Roy Goodland	.667	10-5	1/1931-32
Longfellow/Paul Wolf	.375	9-15	1/1954-55
O.E. Sink	.500	8-8	1/1917-18
Bertram W. Wiggins	.538	7-6	1/1911-12
Eddy Conners	.222	2-7	1/1908-09



Gordon Stauffer



Duane Klueh

YEAR-BY-YEAR RESULTS

1896-1899
The first Indiana State basketball team was organized in 1896 under the authority of the Normal School Athletic Association which administered competitive team events. Records for the years 1896-1899 are not available.

1899-1900 (2-2)		
Coach: John P. Kimmel		
N10 at YMCA-Terre Haute	W	20-17
D8 YMCA-TERRE HAUTE	W	29-14
F9 YMCA-INDIANAPOLIS	L	14-25
F23 at YMCA-Indianapolis	L	12-25

1900-01 (0-4)		
Coach: John P. Kimmel		
J9 TERRE HAUTE H.S.	L	11-13
F ROSE POLYTECHNIC	L	13-16
F22 Rose Polytechnic	L	16-22
M8 YMCA-Terre Haute	L	14-29

1901-02 (1-6)		
Coach: John P. Kimmel		
J16 at YMCA-Paris, Ill.	W	25-11
J24 INDIANA	L	13-21
J25 at Manual Training H.S.	L	6-50
F7 at Purdue	L	17-39
F28 at Indiana	L	14-25
M7 MANUAL TRAIN. H.S.	L	11-16
M20 YMCA-TERRE HAUTE	L	17-20

1902-03 (5-7)		
Coach: John P. Kimmel		
D5 Hymera	W	23-6
D19 at Paris, Ill., H.S.	W	30-24
J16 at YMCA-Terre Haute	L	12-22
J24 PURDUE	L	12-41
J30 at Wabash College	L	10-18
J31 at Crwfrdsville Bus.	W	
F6 at Purdue	L	9-52
F13 MANUAL TRAIN. H.S.	W	29-22
F28 INDIANA	L	16-30
M6 YMCA-TERRE HAUTE	W	21-17
M13 at Indiana	L	22-23
M14 at Manual Training H.S.		
M20 WABASH COLLEGE	L	13-16

1903-04 (2-11)		
Coach: John P. Kimmel		
D2 Rose Polytechnic	L	12-48
D4 CRWFRDSVILLE BUS.	L	19-23
D12 at YMCA-Terre Haute	L	18-30
J8 TERRE HAUTE H.S.	W	34-14
J15 at Butler College	L	16-28
J23 at DePauw	L	21-38
J28 at Wabash	L	19-37
J29 at Crwfrdsville Bus.	L	27-34
F12 WABASH	L	23-39
F17 Rose Polytechnic	L	14-52
F27 BUTLER COLLEGE	W	22-14
M2 YMCA-Terre Haute	L	13-22
M12 at DePauw	L	27-29

1904-05 (5-5)		
Coach: John P. Kimmel		
J7 YMCA-Terre Haute	W	27-18
J11 at Indiana	L	26-52
J18 Rose Polytechnic	L	8-23
J23 DEPAUW	L	23-26
J27 Merom Christian	W	31-24
F3 INDIANA	W	27-24
F11 BUTLER	W	31-29
F18 Rose Polytechnic	L	15-31
F26 at DePauw	L	
M3 YMCA -Terre Haute	W	24-19

1905-06 (6-6)		
Coach: John P. Kimmel		
J12 PARIS, Ill., H.S.	W	43-9
J17 HANOVER	L	24-26
J20 ROSE POLY	L	11-28
J22 at DePauw	L	11-25
J27 at YMCA	W	28-26
F2 INDIANA	L	12-26
F9 at Brazil Independents	W	31-21
F16 CAYUGA H.S.	W	43-2
F23 DEPAUW	L	16-25
M3 Rose Polytechnic	L	20-25
M9 BRAZIL IND.	W	26-21
M16 YMCA TERRE HAUTE	W	41-10

1906-07 (1-8)		
Coach: John P. Kimmel		
D21 at Purdue	L	10-53
J12 at Rose Polytechnic	L	16-41
J19 BUTLER	L	20-23
J25 at DePauw	L	17-20
J at Indiana	L	17-29
F1 HANOVER	W	40-13
F9 DEPAUW	L	18-20
F15 EARLHAM	N/A	
F21 ROSE POLYTECHNIC	L	10-23
F25 JAMES MILLIKIN	N/A	
M1 INDIANA	L	17-21

1907-08 (2-6)		
Coach: John P. Kimmel		
J7 at Purdue	L	20-46



1927-28 Indiana State Basketball Team

J10 Butler	L	24-34
J18 at Indiana	L	13-37
J24 ROSE POLYTECHNIC	L	19-33
F1 DEPAUW *	W	2-0
F7 HANOVER	W	21-13
F15 EARLHAM	L	24-38
F21 INDIANA	L	10-28

* DePauw captain removed team from floor with ISNS leading 14-11.

1908-09 (2-7)		
Coach: Eddy Connors		
J6 Rose Polytechnic	L	2-31
J8 at Purdue	L	6-63
J15 YMCA-DECATUR	L	11-56
J29 FRANKLIN	W	32-26
F5 at DePauw	L	9-51
F6 Rose Polytechnic	L	22-50
F12 HANOVER	L	14-24
F19 WINONA TECHNICAL	W	18-12
F26 EARLHAM	L	9-29

1909-10 (2-9)		
Coach: John P. Kimmel		
J8 Rose Polytechnic	L	11-55
J14 at Franklin	L	5-40
J15 at Hanover	L	4-54
J21 Butler	L	8-25
J28 EASTERN ILLINOIS	W	19-10
J HANOVER	W	18-16
F7 at DePauw	L	16-44
F12 at Butler	L	15-37
F15 FRANKLIN	L	11-15
F18 Rose Polytechnic	L	17-47
F25 at Eastern Illinois	L	12-24

1910-11 (2-8)		
Coach: John P. Kimmel		
D16 Central Normal	W	45-19
J4 at DePauw	L	11-45
J6 at Rose Polytechnic	L	16-47
J10 at Purdue	L	6-112
J12 DEPAUW	L	1-32
J27 at Franklin	L	19-39
J28 at Hanover	L	20-27
F4 FRANKLIN	L	17-47
F16 HANOVER	W	16-11
F24 ROSE POLYTECHNIC	L	10-14

1911-12 (7-6)		
Coach: Bertram Wiggins		
N8 MAROM CHRISTIAN	W	22-11
D 8 EASTERN ILLINOIS	W	29-25
J9 at DePauw	W	18-10
J25 BUTLER	L	17-25
F1 at Butler	L	21-24
F9 at Moores Hill	L	13-14
F10 at Hanover	W	25-22
F13 DEPAUW	W	18-24
F15 McKendree College	W	12-10
F28 Franklin	L	17-34
F29 HANOVER	W	13-12
M2 MOORES HILL	W	19-13
M Franklin	L	

1912-13 (8-3)		
Coach: Alfred Westphal		
D 6 MEROM CHRISTIAN	W	35-13
D13 Central Normal	W	82-19
J10 at DePauw	W	35-31

J17 at Butler	W	29-11
J24 at DePauw	W	32-26
J31 BUTLER	W	43-33
F at Indiana	L	11-26
F12 at Eastern Illinois	W	
F21 at Christian Bro. Col. @	W	
F22 at McKendree College	L	26-46
M7 at Hanover	L	24-30
M8 at Moores Hill	W	40-22

@ games suspended, fisticuffs

1913-14 (11-4)		
Coach: Alfred Westphal		
D 5 MEROM CHRISTIAN	W	57-12
D12 CENTRAL NORMAL	W	48-19
D13 ISNS ALUMNI	W	47-18
D15 at YMCA Vincennes	W	37-32
J6 at Eastern Illinois	L	17-29
J10 at Purdue	L	23-42
J ILLINOIS STATE	L	26-31
J24 FRANKLIN	W	25-12
J30 EARLHAM	W	24-21
F11 at Franklin	W	25-22
F14 ARK-MONTICELLO	L	26-31
F20 at Hanover	W	32-20
F21 at Moores Hill	W	49-28
F EASTERN ILLINOIS	W	63-8
F28 MOORES HILL	W	59-26

1914-15 (7-6)		
Coach: Alfred Westphal		
D 4 MEROM CHRISTIAN	W	57-7
D11 CENTRAL NORMAL	W	39-27
D17 MIDDLETOWN IND.	W	43-16
D18 ISNS ALUMNI	W	46-19
J12 Wabash	L	12-28
J15 EARLHAM	W	27-21
J22 Rose Polytechnic	W	35-30
J29 FRANKLIN	W	19-10
F12 at Earlham	L	18-27
F20 at Butler	L	23-24
F26 at Franklin	L	19-28
M3 Rose Polytechnic	L	19-29
M5 BUTLER	L	29-34

1915-16 (8-6)		
Coach: Alfred Westphal		
N19 Merom Christian	W	28-25
D 4 at Coalmont Feds	W	58-14
D12 YMCA-Terre Haute	W	32-26
D12 ISNS ALUMNI	W	54-38
D22 Central Normal	L	25-35
J Wabash College	L	16-50
J Winona Tech	W	17-12
J14 at Earlham	W	50-33
J15 Indiana Dental	L	17-35
J22 Butler	L	23-35
J28 Winona Tech	L	16-23
F1 EARLHAM	W	32-35
F17 DEPAUW	W	38-20
F25 Wabash	L	20-49

1916-17 (13-4)		
Coach: Alfred Westphal		
D 6 MEROM CHRISTIAN	W	77-5
D 9 ISNS ALUMNI	W	58-8
D15 SOUTHERN ILLINOIS	W	41-22
D20 CENTRAL NORMAL	W	30-22
J5 at Moores Hill	W	84-23
J12 at Earlham	L	19-35

J13 at Central Normal	W	30-10
J17 at Rose Polytechnic	W	27-26
J18 at DePauw	L	17-22
F2 FRANKLIN	L	34-40
F8 GEORGETOWN-KY.	W	66-27
F10 BUTLER	W	29-12
F13 at Merom Christian	W	37-21
F17 at Butler	W	35-31
F23 EARLHAM	L	31-36
F27 Rose Polytechnic	W	35-12
M2 DEPAUW	W	44-25

1917-18 (8-8)		
Coach: O.E. Sink		
D 7 YMCA Terre Haute	W	36-24
D14 SOUTHERN ILLINOIS	W	34-24
D15 CAMP TAYLOR	W	40-14
D20 Central Normal	W	51-37
J15 INDIANA DENTAL	L	22-28
J25 at Earlham	L	11-45
J26 at Franklin	L	15-22
F1 HANOVER	W	45-29
F2 at Southern Illinois	L	26-29
F8 Rose Polytechnic	W	32-20
F12 at Central Normal	L	22-29
F at Indiana Dental	L	19-29
F15 at Southern Illinois	W	33-24
F25 EARLHAM	L	25-28
F26 at Rose Polytechnic	L	25-30
M8 ROSE POLYTECHNIC	W	33-29

1918-19 (6-3)		
Coach: Birch E. Bayh		
J18 INDIANA DENTAL	W	57-28
J24 ROSE POLYTECHNIC	W	41-28
F1 at Indiana Dental	L	32-41
F8 BUTLER COLLEGE	W	45-30
F14 at Earlham	L	22-40
F19 ROSE POLYTECHNIC	L	22-26
F22 at Butler	W	29-28
M1 at Ball State	W	53-21
M14 ROSE POLYTECHNIC	W	32-17

1919-20 (4-6)		
Coach: Birch E. Bayh		
D 6 ISNS ALUMNI	L	33-34
D12 at DePauw	L	8-61
D17 MCKENDREE	-	
J10 EASTERN ILLINOIS	L	
J17 at Butler	L	20-26
J24 ROSE POLYTECHNIC	W	33-21
J30 at Franklin	L	25-43
J31 at Indiana Dental	-	
F6 at Eastern Illinois	L	26-27
F11 at Rose Polytechnic	W	42-23
F14 CENTRAL NORMAL	-	
F20 BUTLER COLLEGE	W	34-22
M Rose Polytechnic	W	27-23

1920-21 (15-7)		
Coach: Birch E. Bayh		
D 4 ISNS ALUMNI	W	49-19
D10 OAKLAND CITY	W	51-17
D17 VINCENNES	W	29-27
J18 at Wabash	L	17-28
J at Indiana	L	11-34
J6 at YMCA-Vincennes	L	19-31
J7 at Evansville College	W	28-14
J8 at Oakland City	L	23-24
J14 EASTERN ILLINOIS	W	66-10

J21 at Butler	L	30-41
J22 at Franklin	L	21-27
J27 MEROM CHRISTIAN	W	56-4
J28 Central Normal	W	82-15
F1 WABASH	W	38-32
F3 FRANKLIN	W	33-27
F5 at Merom Christian	W	26-1
F8 Rose Polytechnic	W	33-17
F11 Butler	L	28-32
F16 Rose Polytechnic	W	40-12
F17 at Eastern Illinois	W	34-18
F18 EVANSVILLE COLLEGE	W	65-18
F26 Rose Polytechnic	W	35-24


1921-22 (12-3)		
Coach: Birch E. Bayh		
D3 ISNS ALUMNI	W	41-19
D10 OAKLAND CITY	W	35-21
D16 INDIANA LAW	W	61-14
J5 at YMCA Vincennes	L	21-33
J6 at Evansville College	W	40-11
J10 at Butler	L	24-49
J14 ROSE POLYTECHNIC	W	41-25
J19 YMCA VINCENNES	W	25-23
J27 FRANKLIN	W	26-23
F2 at Eastern Illinois	W	33-20
F8 at Rose Polytechnic	W	31-22
F ISNS-MUNCIE	W	47-12
F18 EASTERN ILLINOIS	W	32-15
F25 ROSE POLYTECHNIC	L	34-37
M at Ball State	W	31-1

1922-23 (20-5)		
Coach: Birch E. Bayh		
N18 ISNS ALUMNI	W	62-25
N28 at Indianapolis Dental	W	30-16
D 8 at Studebakerof Paris, IL	W	60-13
D12 at Central Normal	W	24-22
D6 Oakland City	W	33-20
D Indiana Law	W	59-7
D30 at Merom Christian	W	92-16
J2 Central Normal	W	68-16
J6 at Evansville	W	68-26
J9 Rose Polytechnic	W	58-12
J11 at Franklin	L	19-40
J18 Indianapolis Dental	W	36-19
J19 at Oakland City	W	47-18
J20 Eastern Illinois	W	34-24
J Pennsylvania	L	20-22
J27 Evansville	L	25-29
J30 at Ball State	W	39-29
F9 at Sparks Bus. Col.	W	37-30
F10 at Concordia-Mo.	L	33-36
F13 at Butler	L	26-38
F14 at Eastern Illinois	W	34-17
F17 Franklin	L	17-28
F20 Merom Christian	W	78-16
F24 BALL STATE	W	65-19
F28 Rose Polytechnic	W	39-20

YEAR-BY-YEAR RESULTS

St. Viator's	W 32-26	Rose-Hulman	L 18-20	J14 VALPARAISO	W 35-31	F3 WESTERN KENTUCKY	L 35-41	oSt. Cloud State	W 62-51
Ball State	L 26-51			J18 at Indianapolis	L 28-49	F9 at St. Joseph's	W 49-40	oHouston	W 62-43
Concordia-St. Louis	W 38-28	1931-32 (10-5)		J21 EVANSVILLE	W 41-26	F14 at Central Normal	W 37-31	oSouth Dakota Wesleyan	W 55-34
Eastern Illinois	W 32-26	Coach: J. Roy Goodland		J28 BALL STATE	L 24-35	F16 at Western Kentucky	L 48-53	oPepperdine	W 56-43
Franklin	L 29-51	EVANSVILLE	W 30-22	F2 INDIANAPOLIS	L 34-43	F19 VALPARAISO	W 71-33	oSouthern Illinois	L 40-49
Earlham	L 25-48	EASTERN ILLINOIS	L 19-22	F5 at Valparaiso	W 29-25	F25 BALL STATE	W 38-30	o NAIB Tournament at Kansas City, Kan.	
Wabash	L 25-45	OAKLAND CITY	W 33-24	F19 HANOVER	W 43-20	M2 at Western Michigan	W 49-46		
Rose-Hulman	W 26-24	at Eastern Illinois	W 36-28	F23 BUTLER	L 28-31	Camp Grant	W 52-22*	1946-47 (17-8)	
Oakland City	W 31-21	at Evansville	L 25-29	F25 at Ball State	L 30-43	Wis.-Stevens Point	W 82-45*	Coach: John Wooden	
Vincennes	W 31-24	BALL STATE	W 22-21			Simpson-Iowa	W 51-43*	Fort Sheridan	L 49-51
		Rose-Hulman	W 37-23	1937-38 (1-17)		Hamline	L 41-45*	Oakland	W 79-36
1926-27 (3-13)		at Oakland City	W 30-23	Coach: Wally Marks		*Nat'l College Invitational, Kansas City, Mo.		Xavier	W 50-38
Coach: David Glascock		Central Normal	W 32-23		L 18-61			St. Joseph's	W 55-42
Vincennes	W 48-46	Butler		Purdue		1942-43 (13-4)		Purdue	L 49-54
Wabash	L 22-39	W 35-31		Drury	L 24-37	Coach: Glenn Curtis		Eastern Illinois	W 68-31
Oakland City	L 28-37	at Franklin	W 36-35		L 24-37	Eastern Illinois	W 45-39	Southern Illinois	L 54-57
Purdue	L 27-40	Ball State	L 23-32	Southeastern Oklahoma	L 21-25	George Field	W 78-33	Illinois State	W 74-47
DePauw	L 32-45	FRANKLIN	L 29-31	Evansville	L 32-52	Chihuahua, Mexico	W 53-29	Baylor	W 64-59
Vincennes	L 29-37	Central Normal	L 14-32	Franklin	W 28-23	Peru Naval Base	W 38-25	pDrury	W 68-45
Canterbury	L 29-44	Rose-Hulman	W 37-21	Manchester	L 38-58	George Field	W 74-27	pMarshall	L 58-64
Earlham	W 36-24			Valparaiso	L 28-34	Valparaiso	W 57-39	Oakland City	W 79-36
Ball State	L 18-20	1932-33 (10-6)		Ball State	L 24-54	Western Illinois	W 59-48	Western Michigan	W 61-55
Wabash	L 21-43	Coach: David Glascock		Evansville	L 39-42	Ball State	W 43-24	Eastern Illinois	L 42-51
Concordia-St. Louis	L 19-39	D 6 EVANSVILLE	L 32-34	Valparaiso	L 34-31	Central Normal	W 46-38	Hanover	W 70-35
DePauw	L 25-28	D 9 at Butler	W 40-21	Indianapolis	L 25-50	Peru Naval Base	W 37-36	St. Joseph's	L 46-52
Ball State	L 29-31	D13 EASTERN ILLINOIS	W 50-29	Illinois State	L 38-40	St. Joseph's	W 32-30	SSt. John's	L 58-62
Northern Illinois	L 26-43	D23 at Oakland City	W 26-16	Southern Illinois	L 42-45	Southern Illinois	L 43-46	Evansville	L 48-49
Canterbury	L 27-40	J6 CENTENARY	W 31-27	Franklin	L 35-54	Central Normal	W 63-44	Valparaiso	W 65-46
Earlham	W 31-30	J10 at Eastern Illinois	W 42-39	Indianapolis	L 38-50	Valparaiso	L 49-61	Southern Illinois	W 73-46
		J14 at Ball State	L 24-25	Indiana State Alumni	L 38-46	Ball State	L 34-38	Morehead State	W 61-44
1927-28 (12-5)		J17 DIAMOND OILERS	L 17-33	Ball State	L 34-58	St. Joseph's	W 45-41	Miami (Ohio)	W 59-52
Coach: Wally Marks		J20 at Indiana Central	W 37-21			*Northwest Missouri	L 28-37	Western Michigan	W 70-57
Wabash	L 21-36	J23 at Central Normal	L 30-33	1938-39 (10-9)		*National Intercollegiate Tournament, Kansas City, Mo.		Evansville	W 80-46
Purdue	L 24-49	F3 at Purdue	L 32-38	Coach: Glenn Curtis				Valparaiso	W 56-43
Vincennes	W 38-25	F10 BALL STATE T.C.	W 33-23	Southeast Missouri	W 23-22			p Mid-West Tournament at Terre Haute	
Eastern Illinois	W 35-25	F16 OAKLAND CITY	W 38-25	Eastern Illinois	W 25-23	1943-44 (17-4)		\$ Madison Square Garden, New York, NY	
Oakland City	W 33-30	F21 CENTRAL NORMAL	W 30-29	Illinois State	W 31-28	Coach: Glenn Curtis			
Ball State	W 31-18	F23 INDIANA CENTRAL	L 11-26	Franklin	L 36-43	N13 GEORGE FIELD	W 43-24	1947-48 (27-7)	
Concordia-St. Louis	L 29-34	M2 at Evansville	W 34-28	Wyoming	W 48-43	N30 ISTC ALUMNI	W 41-37	Coach: John Wooden	
Wabash	W 31-21			Manchester	L 34-45	D 4 EVANSVILLE	W 62-37	Oakland City	W 87-36
Ball State	L 24-43	1933-34 (8-9)		Valparaiso	W 42-27	D10 at Eastern Illinois	W 43-41	Southern Methodist	W 80-53
Concordia-Ft. Wayne	W 42-37	Coach: Wally Marks		Eastern Illinois	W 30-28	D17 EASTERN ILLINOIS	W 40-21	Notre Dame	L 49-66
DePauw	W 29-18	Oakland City	W 39-28	Franklin	L 28-29	D21 WABASH	W 64-25	West Texas State	W 71-50
DePauw	W 32-28	Eastern Illinois	L 26-28	Evansville	L 33-36	J3 BRIDGEPORT BRASS	W 46-23	Hanover	W 74-41
Evansville	L 26-43	Purdue	L 30-46	Ball State	W 30-28	J5 at Evansville	W 51-29	Marshall	W 62-37
Vincennes	W 36-31	Evansville	L 30-50	Manchester	L 33-38	J8 ILLINOIS WESLEYAN	W 70-24	Evansville	W 52-44
Oakland City	W 28-26	Wittenbury	W 39-22	Indianapolis	L 22-37	J13 at Eastern Illinois	W 40-33	Eastern Illinois	W 58-55
Eastern Illinois	W 43-33	Centenary	W 52-30	Valparaiso	L 44-48	J20 DEPAUW PRE-FLIGHT	W 52-40	iGeorgetown (Ky.)	W 86-43
Southern Illinois	W 26-25	Butler	L 20-24	Illinois State	W 43-33	J22 at Central Normal	W 53-39	iSoutheast Oklahoma	W 68-42
		Eastern Illinois	W 65-16	Indianapolis	L 29-39	J24 at Bridgeport Brass	W 48-47	iNortheast Missouri	W 65-58
1928-29 (15-4)		Ball State	W 33-15	Evansville	W 41-28	J27 at Wabash	L 35-40	St. Joseph's	W 69-47
Coach: Wally Marks		Indianapolis	L 27-29	St. Joseph's	W 44-40	J31 CENTRAL NORMAL	W 49-35	Marshall	L 58-66
at Wabash	W 28-25	Canterbury	L 21-24	Ball State	L 31-38	F4 at Illinois Wesleyan	W 71-45	Ball State	W 68-47
VINCENNES	W 23-22	Indianapolis	L 29-44			F7 at George Field	W 49-38	Valparaiso	W 70-66
FRANKLIN	W 43-36	Indiana State Alumni	W 31-19	1939-40 (15-3)		F10 VALPARAISO	L 48-52	Western Michigan	W 65-38
DePAUW	L 25-37	Ball State	W 32-20	Coach: Glenn Curtis		F12 at DePauw Pre-Flight	L 33-37	Loyola-Chicago	L 55-64
OAKLAND CITY	W 25-23	Oakland City	W 36-32	Oakland City	W 43-26	F19 at Valparaiso	L 50-56	Evansville	W 64-40
at Indiana "B"	W 33-25	Central Normal	L 20-24	Illinois Wesleyan	W 26-21	F23 BUNKER HILL	W 60-52	Hanover	W 74-48
SOUTHERN ILLINOIS	W 39-31	Evansville	L 22-23	Eastern Illinois	L 39-40			Concordia-St. Louis	W 83-41
at Vincennes	W 41-19			Carroll College	W 43-37	1944-45 (18-6)		Western Michigan	L 55-56
at Oakland City	W 45-28	1934-35 (13-4)		Eastern Illinois	W 49-35	Coach: Glenn Curtis		Eastern Illinois	W 70-62
WABASH	L 21-28	Coach: Wally Marks		Valparaiso	W 55-39	N24 DANVILLE AC	W 65-36	Eastern Kentucky	L 51-57
INDIANA "B"	L 31-34	at Eastern Illinois	W 48-35	Manchester	W 54-51	N28 EASTERN ILLINOIS	W 47-45		
Concordia-St. Louis	W 78-27	ILLINOIS STATE	W 38-30	Loyola-Chicago	W 49-35	D2 at Concordia-St. Louis	W 46-34	1948-49 (24-8)	
ROSE POLYTECHNIC	W 62-12	EVANSVILLE	W 44-22	Northeastern Illinois	W 40-32	D 6 at Eastern Illinois	W 46-36	Coach: John Longfellow	
at DePauw	L 25-26	EASTERN ILLINOIS	W 52-34	Taylor	W 49-28	D 8 at Southern Illinois	L 44-49	N29 CONCORDIA-STL	W 71-39
ROSE POLYTECHNIC	W 60-48	at Ball State	W 23-21	Ball State	L 40-41	D13 at Evansville	L 54-56	D2 HUNTINGTON COLL.	W 73-39
Evansville	W 50-19	at Indianapolis (OT)	L 29-30	Manchester	W 42-33	D16 at Illinois State	W 65-51	D 4 at Louisville	W 66-64
Franklin	W 54-50	at Evansville	L 33-37	Indianapolis	L 24-37	D19 at Wabash	W 44-35	D 8 EASTERN ILLINOIS	W 52-43
Southern Illinois	W 28-22	at Butler	L 40-54	Valparaiso	W 49-36	D20 LORAS COLLEGE	W 54-32	D11 at Butler	L 49-52
Evansville	W 53-34	OAKLAND CITY	W 54-22	Indianapolis	W 41-23	D22 CONCORDIA-STL	W 67-49	D17 MBeloit	L 71-79
		at Illinois State	W 39-22	St. Joseph's	W 39-34	J6 SOUTHERN ILLINOIS	L 53-59	D18 M Marshall	L 65-66
1929-30 (16-2)		BALL STATE	L 35-37	Northeastern Illinois	W 33-27	J10 VALPARAISO	W 48-41	D21 Loyola (Calif.) (OT)	W 56-54
Coach: Wally Marks		INDIANAPOLIS	W 48-32	Ball State	W 36-31	J11 EVANSVILLE	W 72-53	D29 iOklahoma City	W 47-42
D 5 OAKLAND CITY	W 36-18	DX DIAMOND OILERS	W 26-22			Illinois State	W 65-51	D31 iMississippi Delta	W 64-52
D12 DEPAUW	W 32-27	ARMOUR INSTITUTE	W 55-37	1940-41 (11-8)		J19 CRANE NAVEL	W 99-44	J1 iNortheast Missouri	W 62-43
D19 VINCENNES	W 16-13	at Oakland City	W 59-35	Coach: Glenn Curtis		J27 at Murray State	L 45-54	J6 HILLSDALE	W 83-41
D23 at Wabash	L 25-34	at Armour Institute	W 48-43	D11 OAKLAND CITY	W 44-39	J30 WABASH	W 48-31	J8 at Marshall	L 63-71
J3 WABASH	W 34-25	BUTLER	W 47-31	D13 EASTERN ILLINOIS	W 47-27	F3 STOUT FIELD	W 75-41	J13 at Ball State	W 62-46
J8 at Indiana "B"	W 31-24			D16 at Iowa	L 37-39	F5 ILLINOIS STATE	W 59-46	J15 VALPARAISO	W 56-49
J10 CONCORDIA-ST. LOUIS	W 46-12	1935-36 (12-4)		D18 MARIETTA-OHIO	W 55-35	F10 at Stout Field	W 53-37	J20 INDIANA CENTRAL	W 82-77
J14 INDIANA "B"	W 31-24	Coach: Wally Marks		D30 CENTENARY	W 75-31	F15 MURRAY STATE	W 49-42	J22 at Xavier-Ohio	L 43-66
J17 at Evansville	W 53-24	D17 at Eastern Illinois	W 60-39	at Purdue	L 28-41	F at Valparaiso	L 55-56	J29 at Evansville (OT)	W 69-68
J18 at Oakland City	W 41-32	D13 SHURTLEFF	W 31-26	J4 MILLIKIN	W 30-18			F4 at Eastern Illinois	W 68-55
J22 FRANKLIN	W 42-36	D14 at Illinois State	L 32-33	J11 at Valparaiso	W 48-34	1945-46 (21-7)		F5 EVANSVILLE	W 76-54
J24 at DePauw	W 33-27	J7 EASTERN ILLINOIS	W 51-22	J15 at Eastern Illinois	L 28-36	Coach: Glenn Curtis		F9 at St. Joseph's	W 73-50
J31 at Southern Illinois	W 44-30	J11 at Indianapolis	W 41-37	J20 W. KENTUCKY	W 30-26	Louisville	L 39-60	F11 at Concordia-St. Louis	W 72-53
F5 at Vincennes	W 78-19	J16 at Evansville	L 28-38	J22 BALL STATE	L 26-27	Purdue	L 37-48	F12 ARKANSAS STATE	W 70-58
F6 at Rose-Hulman	W 46-12	J23 INDIANAPOLIS	W 44-36	J24 at Southern Illinois	L 28-38	Murray State	W 44-42	F18 MARSHALL	W 72-43
F11 EVANSVILLE	W 37-29	F1 at Illinois State	W 28-24	J29 DETROIT	W 30-29	Eastern Illinois	W 47-45	F19 at Valparaiso	W 66-58
F20 at Franklin (3OT)	L 37-38	F6 at Ball State	L 32-34	F1 INDIANIS-(OT)	W 39-36	Drake	W 64-37	F28 ST. JOSEPH'S	W 89-57
F27 ROSE-HULMAN	W 37-31	F16 EVANSVILLE (OT)	W 41-39	F7 at Illinois State	L 33-34	Eastern Illinois	W 53-41	M3 at Wash.-St. Louis	L 45-48
		F22 at Butler	W 37-35	F17 at Western Kentucky	L 22-30	Valparaiso	L 51-52	M7 oNew Mexico	W 60-42
1930-31 (7-8)		F27 BALL STATE	W 36-28	F19 VALPARAISO	W 39-27	Concordia	W 71-36	M9 oLoyola-Baltimore	W 78-58
Coach: Wally Marks		F29 at Hanover	W 50-37	F21 ILLINOIS STATE	L 41-49	Evansville	W 59-37	M10 oEmporia State	W 67-66
Evansville	L 16-19	Miami-Ohio	W 45-27*	F26 at Ball State	W 49-35	Canterbury	W 58-34	M11 oRegis College (2OT)	L 45-48
Southern Illinois	W 43-21	Augustana	W 30-26*			DePaul	L 47-52	M12 oBeloit	L 59-67
Wabash	L 25-26	DePaul	L 29-28*	1941-42 (17-4)		Murray State	W 66-48	MKansas City Tournament	
Wabash	L 26-33	%Olympic Trials, Butler Fieldhouse, India-		Coach: Glenn Curtis		Concordia-St. Louis	W 50-40	iMid-West Tournament at Terre Haute	
Rose-Hulman	W 48-27	napolis, IN		D 9 OAKLAND CITY	W 24-18	Canterbury	W 56-44	o NAIB Tournament at Kansas City, Mo.	
Butler	L 23-35	*. Olympic Trials, Chicago Stadium, Chicago, IL		D11 ANDERSON	W 75-38	Evansville	W 49-41		
Evansville	W 44-34			D16 at Eastern Illinois	W 56-29	Illinois State	W 58-31		
Ball State	L 30-42	1936-37 (7-6)		D19 CENTRAL MICHIGAN	W 40-27	Valparaiso	L 41-47		
Franklin	L 36-46	Coach: Wally Marks		D20 KANSAS STATE	W 49-34	Hamline	W 54-43		
Eastern Illinois	W 52-34	D16 EASTERN ILLINOIS	W 34-29	J9 at Valparaiso	W 63-42	Oregon	W 66-48		
Centenary	W 31-30	D18 MANCHESTER	L 32-34	J12 ST. JOSEPH'S	W 55-40	DePaul	L 56-74		
Ball State	W 27-19	D22 CENTENARY	W 36-29	J14 EASTERN ILLINOIS	W 47-38	Indianapolis	W 58-42		
Eastern Illinois	L 29-34	J7 at Eastern Illinois	W 31-20	J22 at Ball State	L 44-47	Loyola-Chicago	W 49-28		
Franklin	W 35-22			J24 WESTERN MICHIGAN	W 51-45	Evansville	W 49-41		

YEAR-BY-YEAR RESULTS



1949-50 Sycamores • 27-8

NAIB Champions

The 1949-50 season saw Indiana State capture the NAIB National Championship - the school's first-ever national basketball title.

1949-50 (27-8)

Coach: John Longfellow

N28 CONCORDIA-STL	W 55-33
N30 HUNTINGTON	W 84-52
D 5 LOUISVILLE	L 66-68
D 7 DEPAUW	W 75-52
D14 at Nevada	L 46-55
D16 at St. Mary's (Calif.)	W 67-47
D19 at Sacramento	W 49-47
D20 at Southern Oregon	W 62-52
D21 at Southern Oregon	W 74-44
J5 OAKLAND CITY	L 61-64
J9 at Valparaiso	L 58-64
J12 BALL STATE	W 69-48
J14 at DePauw	W 55-47
J19 at Indiana Central	W 61-60
J21 EVANSVILLE	W 66-53
J26 ST. JOSEPH'S	W 80-51
J28 at Evansville	W 69-57
F1 EASTERN ILLINOIS	W 66-59
F3 XAVIER-OHIO	W 52-50
F8 at Eastern Illinois	L 63-68
F11 at Beloit	L 68-74
F14 VALPARAISO	L 56-63
F16 at Canterbury	W 71-66
F17 at St. Joseph's	W 70-53
F20 at Duquesne	L 54-55
F25 at Manchester	W 62-58
F27 NORTHERN ILLINOIS	W 83-50
M2 WASH.-ST. LOUIS	W 60-40
M7 GHanover	W 85-66
M8 EVansville	W 73-61
M14 o Mississippi Delta	W 65-59
M15 oArkansas Tech	W 87-79
M16 oBaldwin Wallace	W 61-39
M17 oTampa	W 73-69
M18 %E. Central Oklahoma	W 61-57
G NAIB Tournament at Terre Haute, Ind.	
o NAIB Tournament at Kansas City, Kan.	
%NAIB Championship Game at Kansas City, Mo.	

1950-51 (15-10)

Coach: John Longfellow

N29 HANOVER	W 58-46
D2 at St. Joseph's	W 64-38
D 7 at DePauw	L 62-74
D 9 MANCHESTER	W 92-53
D11 CEDARVILLE	W 73-39
D13 at Pittsburg State	L 56-60
D15 oKlahoma City	L 58-60
D16 MCentral Missouri	W 73-72
D19 at Brigham Young	L 72-75
D20 at Brigham Young	L 58-79
D26 at Loyola-California	L 51-54
D28 at San Diego State	W 65-57
D30 at San Diego State	W 53-48
J6 VALPARAISO	W 71-59

J11 at Ball State	W 62-53
J13 DEPAUW (OT)	L 60-67
J17 at Butler (OT)	W 56-52
J20 ST. JOSEPH'S	W 60-50
J25 EVANSVILLE	L 51-61
J31 BALL STATE	W 80-56
F3 at Valparaiso	W 69-61
F8 at Evansville	L 45-64
F13 BUTLER	W 65-46
F17 CANTERBURY	W 85-63
F21 at Louisville	L 65-75
M at Kansas City, Kansas	

1951-52 (19-10)

Coach: John Longfellow

N17 at Southern Illinois	W 50-45
N29 ST. JOSEPH'S	W 66-56
D 6 HANOVER	W 45-42
Manchester	W 68-55
D13 OAKLAND CITY	W 77-57
D15 at DePauw	L 61-62
D18 at Eastern Illinois	L 65-78
D26 pSoutheastern La.	W 69-55
D27 pWayne State	L 60-61
D28 p Indiana Central	W 79-59
J5 VALPARAISO	W 62-55
J10 DEPAUW	W 71-52
J12 at Butler	W 54-52
J14 BELOIT	W 64-59
J17 at Ball State	L 60-66
J24 at Evansville	L 64-66
J28 INDIANA CENTRAL	W 76-65
F2 Valparaiso	W 62-60
F7 EVANSVILLE	W 81-53
F9 at St. Joseph's	L 66-69
F14 BUTLER	L 49-51
F16 BALL STATE	W 72-51
F22 at Concordia-St. Louis	W 61-51
F23 at Washington-St. Louis	L 49-59
F26 EASTERN ILLINOIS	L 60-70
M4 LHanover	W 80-67
M5 LIndiana Central	W 66-55
M10 JFairleigh Dickinson	W 79-72
M12 JMissouri State	L 64-82
p Mid-West Tournament at Terre Haute	
L NAIB Regional at Terre Haute	
ijNAIB National Finals at Kansas City, Mo.	

1952-53 (23-8)

Coach: John Longfellow

D 4 at Hanover	W 61-53
D 6 at Concordia-St. Louis	W 57-51
D 9 at DePauw	W 61-58
D11 OAKLAND CITY	W 86-59
D16 EASTERN ILLINOIS	W 77-69
D18 VALPARAISO	W 69-55
D27 KANSAS WESLEYAN	W 106-75
D29 pFranklin	W 76-61
D30 plndiana Central	L 72-77
J8 DEPAUW	W 81-75
J10 at Butler	L 64-78
J15 BALL STATE	W 63-61
J17 at Evansville	L 74-79

J22 ST JOSEPH'S	W 83-69
J24 at Northern Illinois	L 64-72
J30 at Ball State	L 61-80
J31 at Valparaiso	W 75-67
F5 EVANSVILLE	W 80-65
F7 MANCHESTER	W 101-76
F10 at St. Joseph's	L 53-57
F12 BUTLER	W 56-51
F17 at Eastern Illinois	W 71-67
F21 WASH.-ST. LOUIS	W 63-58
F27 at Southern Illinois	L 58-76
M3 LIndianaapolis	W 87-64
M4 LEVansville	W 62-59
Midwestern	W 100-76
Arkansas Tech	W 100-82
Findley	W 106-70
Missouri State	L 78-84
Eastern Texas	W 74-71

p Mid-West Tournament at Terre Haute
L NAIA District 21 Playoffs at Terre Haute

1953-54 (12-15)

Coach: John Longfellow

D1 SE LOUISIANA	L 52-55
D 5 LINCOLN UNIV.	W 65-49
D10 at Eastern Illinois	W 68-66
D12 DEPAUW	W 71-66
D15 CONCORDIA-STL	W 57-50
D29 pMorningside	W 81-69
D30 pFindley	L 59-65
J7 EVANSVILLE	W 62-58
J9 at DePauw	L 57-67
J14 BALL STATE	L 67-72
J16 at Lawrence Tech	L 54-73
J19 BUTLER	W 60-49
J23 at Valparaiso	L 66-80
J29 at Ball State	L 59-73
J30 at Wheaton	L 59-73
F4 VALPARAISO	L 65-66
F6 at St. Joseph's	W 80-65
F11 EASTERN ILLINOIS	L 77-80
at Butler	L 70-85
F17 ST. JOSEPH'S	W 80-71
at Washington-St. Louis	L 60-78
F22 SOUTHERN ILLINOIS	W 71-68
F24 at Evansville	L 66-76
Marshall	L 81-96
M2 LManchester	W 83-69
M3 LAnderson	W 70-65
Geneva	L 82-88

p Mid-West Tournament at Terre Haute
L NAIA District 21 Playoffs, Indianapolis, Ind.

1954-55 (9-15)

Coaches: John Longfellow/Paul Wolf

N22 at Concordia-STL	L 52-60
N29 BELMONT	W 66-55
D 4 FRANKLIN	L 64-67
D 9 ST. JOSEPH'S*	W 71-65
D11 at DePauw*	L 59-79
D14 EASTERN ILLINOIS	L 79-88
D17 at Beloit	L 81-96

D28 Anderson#	L 76-81
D29 Indianapolis#	W 64-47
D30 Central Missouri#	W 56-50
J6 EVANSVILLE*	L 76-79
J8 at Lawrence Tech	W 84-60
J13 BUTLER*	L 59-72
J15 BALL STATE*	L 66-71
J20 at Eastern Illinois	W 93-81
J22 at Valparaiso*	L 53-55
J29 at Ball State*	L 71-75
F3 at St. Joseph's*	W 77-74
F5 DEPAUW*	L 61-64
F9 VALPARAISO*	W 47-41
F12 at Butler*	L 60-79
F17 at Evansville*	L 70-104
F19 WASH.-ST. LOUIS	W 75-70
F21 at Loyola-Chicago	L 57-58

* Indiana Collegiate Conference games
Midwest Holiday Tournament games at Terre Haute

1955-56 (8-16)

Coach: Duane Klueh

D3 INDIANA CENTRAL	L 82-95
D1 BELLMOUNT	W 72-63
D10 at DePauw*	L 72-83
D12 BELOIT	L 62-65
D14 EASTERN ILLINOIS	W 80-77
D27 Taylor#	W 77-71
D28 Empora State#	W 67-53
D30 Quantico Marines#	W 74-73
F3 EVANSVILLE*	L 90-94
J12 at St. Joseph's*	L 85-92
J14 BALL STATE*	W 85-74
J17 BUTLER*	L 64-66
J19 at Eastern Illinois	L 76-96
J21 at Southern Illinois	L 56-83
J25 at Ball State*	L 63-79
J28 at Concordia-St. Louis	L 51-60
F1 ST. JOSEPH'S*	W 82-70
F4 DEPAUW*	L 61-65
F8 VALPARAISO*	L 63-72
F11 at Butler*	L 73-87
F16 at Evansville*	L 73-80
F18 at Wash.-St. Louis	L 66-75
F25 at Valparaiso*	L 69-74
F27 at Western Michigan	W 84-79

* Indiana Collegiate Conference games
Midwest Holiday Tournament games at Terre Haute

1956-57 (12-13)

Coach: Duane Klueh

D1 at Austin Peay	L 59-64
D3 at Belmont	W 64-56
Mankato State	W 85-62
D 8 CONCORDIA-STL (OT)	W 80-78
D13 DEPAUW	L 55-73
D15 at St. Joseph's	W 71-68
D19 at Eastern Illinois	L 60-64
D21 WESTERN MICHIGAN	W 83-66
D26 # Georgetown (Ky.)	W 89-80
D28 # Muskingum	W 83-65

D29 # Emporia State	W 73-61
J4 EVANSVILLE	L 85-91
J5 ST. JOSEPH'S	L 62-71
J12 BALL STATE	L 65-80
J19 at DePauw	L 48-55
J22 EASTERN ILLINOIS	W 111-91
J26 at Butler	L 74-92
J31 SOUTHERN ILLINOIS	W 76-54
F2 at Valparaiso	L 60-63
F6 at Ball State	L 60-67
WASH.-ST. LOUIS	W 70-68
F13 VALPARAISO	L 66-68
F16 EVANSVILLE	L 62-90
F20 BUTLER	W 67-55
at Cincinnati	L 65-89

Midwest Tournament at Terre Haute

1957-58 (11-14)

Coach: Duane Klueh

D 6 at Cincinnati	L 49-105
D 7 CONCORDIA-STL	W 81-63
D 9 AUSTIN PEAY	W 96-84
D14 at St. Joseph's	L 51-72
D17 at DePauw	L 52-70
D18 EASTERN ILLINOIS	L 70-83
D26 oNorth Central	L 63-83
D27 oMorningside	W 70-64
D28 oBellarmine	W 83-70
J8 HANOVER	W 57-52
J11 BALL STATE	W 75-55
J14 ST. JOSEPH'S	W 78-69
J18 at Evansville	L 73-89
J21 DEPAUW	L 69-77
J25 at Butler	L 71-88
J28 EVANSVILLE	L 85-93
F1 at Valparaiso	L 60-73
F5 at Ball State	L 70-73
F8 WASH.-ST. LOUIS	W 68-53
F12 VALPARAISO	L 78-82
F15 at Eastern Illinois	W 81-70
F20 BUTLER	L 87-93
F22 at Southern Illinois	L 66-71
F28 at Western Michigan	W 83-71
@Anderson	L 77-82

o Midwest Tournament at Terre Haute, Ind.

@ NAIA at Anderson

1958-59 (17-10)

Coach: Duane Klueh

D1 at Cincinnati	L 64-93
D3 Anderson	W 65-58
D 6 Oakland City	W 89-82
D11 Eastern Illinois	L 80-81
D13 at St. Joseph's	L 75-83
J8 SOUTHERN ILLINOIS	L 64-87
J10 at Ball State	W 77-72
J13 St. Joseph's	W 75-65
J17 at Evansville	L 69-87
J20 DEPAUW	W 65-56
J24 at Butler	L 54-56
J29 at Eastern Illinois	W 90-73
J31 at Valparaiso	W 63-55
F4 BALL STATE	W 65-59
F6 at Concordia-St. Louis	W 91-45
F7 at Washington-St. Louis	L 51-55
F10 VALPARAISO	W 86-68
F14 at DePauw	W 65-58
F17 EVANSVILLE	W 77-64
F19 BUTLER	W 88-87
F23 W. MICHIGAN	W 77-62
oBellarmine	L 70-78
oTexas Southern	L 75-85
M3 @ TAYLOR	W 86-73
M4 @ ST. JOSEPH'S	W 85-69
IMorningside	W 87-67
IGorgia Southern	L 70-73

o Midwest Tournament at Terre Haute

@ NAIA District 21 playoffs at Terre Haute

I NAIA Tournament

1959-60 (7-13)

Coach: Duane Klueh

D1 at Cincinnati	L 62-102
D 5 CONCORDIA-STL	W 73-66
D10 EASTERN ILLINOIS	W 86-72
D12 at St. Joseph's	L 68-98
D15 OAKLAND CITY	W 93-71
J7 SOUTHERN ILLINOIS	L 69-74
J9 BALL STATE	L 75-76
J12 ST. JOSEPH'S	W 85-80
J16 at Butler	L 52-82
J19 DEPAUW	L 73-81
J23 at Evansville	L 61-77
J28 at Eastern Illinois	L 56-65
J30 at Valparaiso	W 83-79
F3 at Ball State	W 73-61
F6 WASH.-ST. LOUIS	L 74-75
F10 VALPARAISO	L 61-70
F13 at DePauw	W 78-71
F16 EVANSVILLE	L 69-73
F18 BUTLER	L 66-84
F22 at Southern Illinois	L 79-92

1960-61 (17-9)

Coach: Duane Klueh

D1 at Cincinnati	L 52-90
D3 at Indiana	L 53-80
D 8 EASTERN ILLINOIS	W 102-84
D10 *at St. Joseph's	W 77-66

YEAR-BY-YEAR RESULTS

D13 INDIANAPOLIS	W 90-66	J4 *ST. JOSEPH'S	W 68-59	J2 *NORTHERN ILLINOIS	W 97-94
D16 #Rockhurst	L 72-75	*BUTLER	L 61-69	J9 *BALL STATE	W 106-87
D17 #Missouri-Kansas City	W 75-55	J11 *at Evansville	L 81-123	J11 BUTLER	W 98-90
D20 ILLINOIS STATE	W 75-68	J14 *at DePauw	L 71-87	J13 *at Illinois State	W 89-88
D29 #Central Michigan	W 82-56	J22 EASTERN ILLINOIS	W 101-87	J16 *at Southern Illinois	L 80-84
D30 #Eastern Michigan	W 102-50	J24 at Concordia-St. Louis	W 115-93	J19 EVANSVILLE	W 95-72
J3 *VALPARAISO	W 76-73	F1 *at Butler	W 61-80	J23 at Valparaiso	W 87-70
J7 *BALL STATE	W 84-69	F5 *BALL STATE	L 80-83	J30 at Clemson (OT)	L 87-91
J10 *ST. JOSEPH'S	W 106-74	F8 *DEPAUW	W 93-80	F6 at Ky. Wesleyan	W 62-60
J14 *at Butler	L 67-93	F12 *at Valparaiso	W 97-76	F10 *at Ball State	W 74-67
J17 *DEPAUW	L 89-94	WESTERN ILLINOIS	W 92-69	F13 *SOUTHERN ILLINOIS	L 83-91
J21 *at Evansville (2OT)	W 105-102	F16 *Evansville	L 79-105	F17 AKRON	W 89-71
J24 *at Ball State	L 84-88	*at Ball State	L 71-97	F20 at Evansville	L 83-90
J27 SOUTHERN ILLINOIS	L 79-86	F25 *at St. Joseph's	W 77-68	F23 at Butler	W 89-85
F3 at Concordia-Stl. (2OT)	W 94-93	*Indiana Collegiate Conf. game		F27 *at N. Illinois	L 80-107
at Wash.-St. Louis	L 76-81	o Midland Roundtable Classic at Billings, Mont.		M1 CENTRAL MICHIGAN	L 75-83
F8 *at Valparaiso	W 79-72			*Midwestern Conference game	
F11 *at DePauw	W 82-72	1964-65 (13-10)		% Las Vegas Invitational at Las Vegas, Nev.	
F14 *EVANSVILLE	W 91-90	Coach: Duane Klueh		1971-72 (12-14)	
F16 *BUTLER	W 74-71	D3 ILLINOIS STATE	W 91-82	J22 MURRAY STATE	W 84-84
F22 at Eastern Illinois	W 95-86	D 5 UCLA	L 76-112	D2 SUL ROSS STATE	W 93-78
M2 @Anderson	L 66-84	D 9 at Michigan	L 64-102	D 4 SMSU	W 80-67
* Indiana Collegiate Conf. game		D12 at St. Joseph's	L 66-75	D14 at Purdue	L 84-106
# UMKC Tournament at Kansas City, Mo.		D16 KENT STATE (OT)	W 85-75	D18 CLEMSON-OT	L 77-82
% Intra State at Mount Pleasant, Mich.		D28 at Wash.-St. Louis	L 69-84	D23 VALPARAISO	W 88-71
@ NAIA District 21 playoffs at Indianapolis		D19 IMankato State	W 66-65	D27 *Army	L 75-83
		D30 IMontana State	W 69-63	D28 %North Texas State	L 59-68
1961-62 (19-11)		J2 VALPARAISO	W 66-64	D29 %Texas Tech	W 88-84
Coach: Duane Klueh		J6 BALL STATE	W 96-88	F14 MOREHEAD STATE	W 95-89
D1 CONCORDIA-ST. LOUIS	W 73-45	J9 at Southern Illinois	L 68-94	J8 *at Illinois State	W 69-66
D2 at Cincinnati	L 62-86	J14 at DePauw	L 94-102	J15 at Butler	W 81-66
D 7 EASTERN ILLINOIS	W 100-79	J15 UNIV. OF AMERICAS	W 137-71	J17 EVANSVILLE	W 87-82
D 9 *at St. Joseph's	W 79-77	J19 ST. JOSEPH'S	W 84-73	J26 *at Ball State (2OT)	W 80-78
D11 at Indiana Central	W 100-74	J27 at Eastern Illinois	L 68-90	J29 *ILLINOIS STATE	L 76-91
D13 ICatawba	W 86-61	J30 at Butler	L 81-74	J31 TULANE	L 80-82
D13 KSt. Michael's	W 79-62	F3 at Valparaiso	W 91-89	* Indiana Collegiate Conf. game	
D14 KQuantico Marines	L 66-75	F6 EVANSVILLE	L 76-97	o Golden Spike Tournament at Ogden, Utah	
D14 KPhiladelphia Textile	W 97-71	F10 EASTERN ILLINOIS	W 81-76	s NCAA Great Lakes Regional at Peoria, Ill.	
D15 KQuantico Marines	L 68-70	F13 at Ball State	L 75-79	I NCAA Finals at Evansville, Ind.	
at Illinois State	L 75-84	F17 BUTLER	W 87-85		
D28 oCentral Michigan	W 83-69	F20 DEPAUW	W 101-80	1968-69 (13-13)	
D29 oNorthern Illinois	W 84-83	F23 at Evansville	L 84-112	Coach: Gordon Stauffer	
J4 *at Valparaiso	W 89-88	I Holiday Tournament at Billings, Mont.		D2 at North Texas State	L 82-105
J6 *at Ball State	W 92-87			D 4 at Ky. Wesleyan (OT)	L 69-73
J9 *ST. JOSEPH'S	W 93-83			D 7 MISSOURI STATE	W 93-90
J13 *at Butler	L 75-78	1965-66 (22-6)		D 9 SOUTH DAKOTA	W 74-64
J16 *DEPAUW	L 79-91	Coach: Duane Klueh		D14 at Western Michigan	L 81-85
J20 *at Evansville	L 75-84	D1 at Illinois State	W 103-87	D17 EASTERN ILLINOIS	W 80-72
J23 *BALL STATE	L 85-86	D 2 MANCHESTER	W102-94	D21 Central Michigan	W 76-62
J27 at Southern Illinois	L 65-85	D 7 at Indianapolis	W 82-69	D28 at Bradley	L 63-86
F3 WASH.-ST. LOUIS	W 86-77	D ANDERSON	W 67-65	D30 VMI	W 73-53
F6 *VALPARAISO	W 86-77	D *DEPAUW	W 120-75	J6 at Western Illinois	W 94-70
F10 *at DePauw	W 84-69	D *at Butler	L 70-76	J8 at Butler	L 72-74
F13 *EVANSVILLE	W 100-84	D ALBERTA	W 121-55	J11 BALL STATE	W 85-70
F17 *BUTLER	L 61-63	D27 at Manitowish	W 104-62	J14 at Illinois State	W 100-88
F19 at Eastern Illinois	W 96-75	D28 at Saskatchewan	W 137-55	J25 at Valparaiso-OT	W 87-86
M6 IIndiana Central	W 91-90	D29 at Alberta	W 117-60	J30 EVANSVILLE	W 90-86
M12 %Winston-Salem	L 71-83	D30 at Calgary	W 111-65	F1 at DePauw	L 69-95
M31 & Taylor	W 91-71	J5 *VALPARAISO	W 113-100	F3 at Kent State	L 65-67
*Indiana Collegiate Conf. games		J8 *BALL STATE	W 99-87		

YEAR-BY-YEAR RESULTS



1978-79 Sycamores • 33-1

MVC Champions • NCAA Runners-Up

J14 *at Drake W 92-80
J16 *BRADLEY W 73-67
J19 *at Southern Illinois W 76-79
J21 at Illinois State L 76-81
J26 *at Wichita State (OT) L 70-74
J28 *CREIGHTON L 64-72
J30 at Loyola-Chicago L 76-79
F4 *at West Texas St. W 67-50
F6 *at New Mexico St. L 82-83
F11 *TULSA W 102-70
F13 *NEW MEXICO ST. W 87-74
F16 *at Creighton L 57-89
F18 *DRAKE W 90-71
F20 *WICHITA STATE W 72-56
F25 *at Bradley W 74-68
F27 *West Texas State W 90-71
M1 *Bradley W 88-81
M3 *N. Mexico St.-OT W 80-78
M5 *Creighton L 52-54
M10 at Illinois State W 73-71
M14 o Rutgers L 56-57

MVC Tourn. at Omaha, Neb.
I NIT Tourn. at Terre Haute, Ind.
o NIT Tourn. at Piscataway, N.J.

1978-79 (33-1)
Coach: Bill Hodges
MVC Champions

N25 LAWRENCE COLLEGE W 99-56
N27 at Purdue W 63-53
D2 at Evansville W 74-70
D 4 Illinois State W 78-76
D 8 *East Carolina W 102-79
D 9 *Cleveland State W 102-71
D12 at Ball State W 93-85
D16 BUTLER W 109-71
D30 MORRIS HARVEY W 99-63
J3 *TULSA W 101-89
J6 *WEST TEXAS STATE W 98-77
J9 N. CAROLINA A&T W 83-64
J13 *BRADLEY W 93-74
J15 *NEW MEXICO STATE W 73-69
J18 *at Wichita State W 94-84
J20 *at Creighton W 90-80
J22 *SOUTHERN ILLINOIS W 88-79
J27 *CREIGHTON W 77-69
F1 *at N. Mexico St. (OT) W 91-89
F3 *at Tulsa W 66-56
F6 *DRAKE W 100-79
F10 *at Bradley W 91-72
F12 *W. TEXAS STATE W 100-75
F15 *at Southern Illinois W 69-68
F20 *at Drake W 76-68
F24 *WICHITA STATE W 109-84
F27 *W. TEXAS STATE W 94-84
M1 *SOUTHERN ILLINOIS W 79-72
M3 *NEW MEXICO ST. W 69-59
M11 o Virginia Tech W 86-69
M15 o #14 Oklahoma W 93-72
M17 s #5 Arkansas W 73-71
M24 #6 DePaul W 76-74
M26 #4 Michigan State L 64-75

% Hatter Classic at Deland, Fla.
% MVC Tournament at Terre Haute, Ind.
o NCAA Sub-Regional at Lawrence, Kan.
s NCAA Midwest Regional at Cincinnati, Ohio

The 1978-79 team went undefeated through the regular season and into the National Championship game, posting 33 consecutive victories. They were selected as the UPI National Collegiate Champions

1979-80 (16-11)
Coach: Bill Hodges

N30 ARMSTRONG STATE L 63-66
D2 COLORADO STATE W 72-65
D 8 WESTERN CAROLINA W 76-56
D10 at Illinois State L 58-66
D13 VALDOSTA STATE W 84-48
D15 TENNESSEE TECH W 70-57
D20 EVANSVILLE W 53-51
D22 BALL STATE W 71-58
D27 BALTIMORE W 72-50
D29 at Butler W 71-55
J5 *WICHITA STATE W 62-54
J10 *at N. Mexico St.(OT) L 80-83
J12 *at W. Texas St. (OT) W 81-76
J14 *DRAKE W 79-69
J17 *at Creighton L 60-67
J21 *at Bradley L 60-61
J24 *TULSA W 68-63
J26 *WEST TEXAS ST. W 61-53
F2 *at Southern Illinois W 68-64
F4 *at Drake L 80-85
F9 *CREIGHTON L 64-69
F11 *BRADLEY L 60-62
F14 *at Tulsa W 70-66
F16 *NEW MEXICO ST. W 86-79
F21 *at Wichita State L 54-58
F23 *SOUTHERN ILLINOIS L 53-63
F26 *Wichita State L 70-82

MVC Tournament at Wichita, Kansas

1980-81 (9-18)
Coach: Bill Hodges

N29 at Tennessee Tech L 52-62
D3 PENN STATE L 54-61
D 6 at Evansville L 59-83
D 9 AUBURN-MONT. (OT) L 58-59
D13 at Ball State L 60-76
D15 ILLINOIS ST. (2OT) W 88-85
D20 PEPPERDINE W 83-73
D22 BUTLER W 77-69
D31 ALA.-HUNTSVILLE W 106-100
J3 *at Bradley L 80-95
J5 BALTIMORE W 92-69
J10 *CREIGHTON L 61-62
J15 *at Southern Illinois W 75-70
J17 *Tulsa L 59-81
J22 *Drake W 91-90
J24 *at New Mexico St. L 59-73
J26 *at Wichita State L 59-93
F2 *NEW MEXICO ST. L 60-67
F5 *at Creighton L 62-65
F7 *SOUTHERN ILLINOIS W 90-54
F12 *West Texas State L 84-98
F14 *at Drake L 78-91
F19 *BRADLEY L 56-63
F21 *at West Texas St. L 88-104
F23 *at Tulsa L 47-63
F28 *WICHITA STATE W 75-72

MVC Tournament at Omaha, Neb.

1981-82 (9-18)
Coach: Bill Hodges

N28 BALTIMORE W 52-50
D2 at Penn State L 50-60
D 5 EVANSVILLE W 67-58
D 8 BALL STATE W 81-80
D12 at Memphis State L 89-101
D14 TENNESSEE TECH W 92-74
D19 at Vanderbilt L 66-72
D30 at Colorado State W 57-55
J4 Eastern Illinois L 59-65
J9 *BRADLEY (2OT) W 88-64
J14 *ILLINOIS STATE L 77-79
J16 *at Southern Illinois L 72-87
J21 *ILLINOIS STATE L 63-81
J24 *BRADLEY L 74-83
J28 *at Drake L 73-84
J30 *#10 TULSA L 60-59
J23 *SOUTHERN ILLINOIS L 60-72
J30 *at Illinois State L 61-92
F4 *at Drake L 48-65
F6 *at Bradley L 57-68
F11 *NEW MEXICO ST. W 75-71
F13 *WEST TEXAS ST. L 80-83
F18 *at Wichita State L 57-75
F20 *at #6 Tulsa L 64-77
F25 *DRAKE W 69-61
F27 *WICHITA STATE L 72-92
M2 #Bradley L 61-86

MVC Tournament at Peoria, Ill.

1982-83 (9-19)
Coach: Dave Schellhase

N27 MANCHESTER W 113-76
D1 at Ball State L 74-84
D 4 Morehead L 74-78
D 6 BUTLER W 88-71
D11 at Evansville W 96-81
D15 at Cincinnati L 83-88
D29 at Minnesota L 82-120
D31 ALASKA W 109-93
J3 at St. Louis L 71-73
J6 *at Tulsa (OT) L 91-96
J8 *at N. Mex. St. (OT) L 100-103
J13 *CREIGHTON W 76-69
J15 *at Illinois State L 82-96
J22 *S. ILLINOIS W 103-89
J24 *N. MEXICO ST. (OT) L 70-72
J29 *at Drake L 63-84
J31 *Wichita State L 81-89
F3 *at Southern Illinois L 79-97
F5 *Tulsa W 100-86
F10 *at West Texas State L 87-108
F12 *at #16 Wichita State L 97-111
F17 *at Bradley L 56-82
F19 *ILLINOIS STATE L 64-79
F24 *DRAKE L 56-73
F26 *BRADLEY L 70-78
M3 *at Creighton W 95-87
M5 *WEST TEXAS ST. W 111-103
M8 #Tulsa L 89-108

MVC Tournament at Tulsa, Okla.

1983-84 (14-14)
Coach: Dave Schellhase

N26 CHADRON STATE W 93-64
N28 at Minnesota L 70-96
D1 C. ARKANSAS W 81-56
D3 BALL STATE W 69-57
D 5 at Butler (OT) L 86-91
D 8 EVANSVILLE W 65-61
D10 EASTERN ILLINOIS W 87-79
D12 at Louisville L 69-105
D15 CINCINNATI W 84-63
D28 ST. LOUIS W 66-58
D30 BUTLER W 101-85
J2 *at Bradley L 55-57
J9 *at Southern Illinois L 85-99
J14 *CREIGHTON W 61-60
J19 *WICHITA STATE L 65-66
J21 *at Illinois State L 70-87
J26 *BRADLEY W 79-64
J28 *at Drake W 85-82
J30 *at Creighton L 74-92
F4 *SOUTHERN ILLINOIS W 74-73
F9 *#12 TULSA L 70-87
F11 *WEST TEXAS STATE L 86-91
F16 *at Wichita State L 67-78
F23 *DRAKE L 83-100
F25 *ILLINOIS STATE W 54-47
M1 *at #9 Tulsa L 102-126
M3 *at West Texas St. W 113-98
M6 # #12 Tulsa L 99-110

MVC Tournament at Tulsa, Okla.

1984-85 (14-15)
Coach: Dave Schellhase

D1 at Eastern Illinois L 67-68
D3 LIBERTY BAPTIST W 84-75
D 5 BUTLER W 78-52
D 8 at Evansville L 70-72
D11 MINNESOTA W 94-86
D15 at Ball State W 91-86
D19 SIU-EDWARDSVILLE W 83-67
D22 VANDERBILT W 88-77
D29 MILLIKIN W 113-60
J3 *at Tulsa L 70-91
J5 *at W. Texas St. (2OT) W 91-88
J10 *DRAKE W 73-70
J14 *BRADLEY W 76-84
J16 *at Wichita State L 80-84
J19 *at Creighton L 80-115
J24 *ILLINOIS STATE (OT) L 83-85
J28 *at Drake L 67-69
J31 *WICHITA STATE L 72-88
F2 *#12 TULSA W 100-94
F9 *CREIGHTON L 77-82
F14 *at Southern Illinois L 63-74
F16 *at Bradley W 78-75
F20 at DePaul L 65-77
F23 *WEST TEXAS ST. W 77-64
F25 at Butler L 66-67
F27 *at Illinois State L 64-75
M2 *SOUTHERN ILLINOIS L 84-85
M5 *Illinois State W 66-61
M7 #Wichita State L 65-92

% MVC Tourn. at Normal, Ill.
MVC Tourn. at Wichita, Kansas

1985-86 (11-17)
Coach: Ron Greene

N30 ST. MARY'S W 86-62
D2 ST. AMBROSE W 75-45
D 4 EVANSVILLE W 51-42
D 7 EASTERN ILLINOIS W 60-59
D 9 at Butler W 52-48
D11 BALL STATE L 56-57
D13 at St. Louis L 61-65
D21 at Bowling Green L 57-62
J2 BUTLER W 72-54
J6 *ILLINOIS STATE W 58-54
J9 *at West Texas State L 50-61
J11 *at TULSA L 56-65
J16 *DRAKE L 72-77
J18 *WICHITA STATE W 67-54
J23 *at Southern Illinois L 62-65
J25 *at Illinois State L 73-77
J30 *CREIGHTON W 75-51
F1 CINCINNATI L 57-60
F6 *WEST TEXAS ST. W 54-46
F8 *at Wichita State L 76-77
F13 *#13 BRADLEY L 52-54
F15 *at Creighton L 51-64
F17 *at Drake L 59-62
F19 DEPAUL L 44-48
F22 *TULSA L 58-60
F27 *at #11 Bradley L 51-71
M1 *SOUTHERN ILLINOIS W 69-54
M3 #Tulsa L 50-68

MVC Tournament at Tulsa, Okla.

1986-87 (9-20)
Coach: Ron Greene

N29 WESTMONT W 76-60
D1 WILLIAM PENN W 88-56
D3 at Ball State W 68-67
D 6 at Evansville L 60-63
D 8 BUTLER L 70-72
D12 *Fresno State W 55-44
D13 *Hawaii L 61-63
D17 ROLLINS COLLEGE L 72-84
D20 BLACKBURN COLL. W 78-36
D27 at Butler (4OT) L 92-95
D29 CINCINNATI L 60-70
J3 ST. LOUIS (OT) L 64-67
J7 at E. Illinois (OT) L 59-61
J10 *at Illinois State L 57-86
J15 *BRADLEY W 72-65
J17 *TULSA L 48-69
J19 at DePaul L 49-61
J22 *at Wichita State L 53-64
J24 *at Drake L 45-62
J29 *at Southern Illinois L 60-70
J31 *at Creighton L 60-71
F5 *DRAKE W 70-62
F8 *ILLINOIS STATE W 74-73
F12 *at Bradley L 84-113
F14 *CREIGHTON W 65-61
F19 *TULSA L 54-73
F21 *Wichita State L 52-70
F26 *at Southern Illinois L 59-67
F28 #Illinois State L 55-70

s
% Early Season Tourn.-Honolulu, Hawaii
MVC Tournament at Tulsa, Okla.

1987-88 (7-21)
Coach: Ron Greene

N28 FREDONIA STATE W 68-56
N30 BALL STATE L 69-72
D3 at Boston Univ. L 67-81
D 5 EASTERN ILLINOIS W 64-63
D 8 at Butler L 65-84
D11 *Washington State L 61-73
D12 *James Madison L 63-65
D19 BUTLER L 44-64
D21 at St. Louis L 58-74
D30 EVANSVILLE L 58-74
J2 ST. AMBROSE W 87-74
J7 *at Drake L 54-63
J9 MISSOURI VAL. COL. W 76-56
J14 *BRADLEY L 68-79
J16 *at S. Illinois (OT) L 72-82
J20 *at Illinois State L 64-72
J22 *at Creighton L 63-85
J28 *DRAKE W 84-78
J30 *CREIGHTON L 71-75
F2 DEPAUL L 56-64
F6 *at Wichita State L70-102
F8 *at Tulsa L 67-70
F11 *Wichita State L 67-70
F13 *TULSA (2OT) W 93-88
F17 *ILLINOIS STATE L 59-69
F24 *S. ILLINOIS (OT) L 87-90
F27 *at #14 Bradley L 74-95
M5 # #14 Bradley L 74-93

* Missouri Valley Conference Games
% Indiana Classic- Bloomington, Ind.
MVC Tournament at Peoria, Ill.

1988-89 (4-24)
Coach: Ron Greene

N26 BOSTON UNIV. W 88-87
N29 TEXAS WESLEYAN W 70-66
D1 at Arizona State L 91-106
D 5 BUTLER W 81-61

YEAR-BY-YEAR RESULTS

D 7	at Ball State	L 56-80
D10	EASTERN MICHIGAN	L 68-74
D12	at Evansville	L 75-94
D17	at Butler	L 57-72
D19	%Hawaii	L 61-88
D20	%The Citadel	L 75-112
D30	RICE	W 86-74
J5	*TULSA	L 64-70
J7	ST. LOUIS	L 65-69
J9	*at Bradley	L 73-85
J14	*CREIGHTON	L 69-76
J19	*at Wichita State	L 63-97
J21	*at Tulsa	L 57-66
J24	*DRAKE	L 51-56
J30	*at Drake	L 72-89
F4	*SOUTHERN ILLINOIS	L 72-81
F9	*at Southern Illinois	L 78-82
F11	*ILLINOIS STATE	L 83-86
F13	*BRADLEY	L 75-82
F18	*at Creighton	L 80-91
F21	at Eastern Illinois-OT	L 93-95
F23	*WICHITA STATE	L 69-84
F25	*at Illinois State	L 68-78
M3	#Creighton	L 70-85

* Missouri Valley Conference Games
% Met Life Classic at San Fran., Calif.
MVC Tournament at Wichita, Kansas

1989-90 (8-20)
Coach: Tates Locke

N25	at Boston Univ.	L 60-73
N27	EASTERN ILLINOIS	L 58-60
N30	at Rice (OT)	L 75-77
D2	at Eastern Michigan	W 68-61
D 5	BALL STATE	W 49-48
D 8	%Illinois	L 59-93
D 9	%Mississippi	L 64-70
D16	BUTLER	W 58-53
D19	NE ILLINOIS	W 77-66
D30	at St. Louis	L 60-79
J3	FARLEIGH DICK.	W 73-68
J6	EVANSVILLE	W 77-71
J9	*at Creighton	L 60-82
J13	*ILLINOIS STATE	W 58-43
J18	*SOUTHERN ILLINOIS	L 60-62
J20	*at Bradley	L 62-66
J22	*Creighton	L 66-68
J27	*at Southern Illinois	L 55-67
F1	*at Tulsa	L 56-77
F3	*at Wichita State	L 38-60
F7	*BRADLEY	L 60-64
F10	*at Illinois State	L 47-67
F13	at Butler	L 66-79
F17	*DRAKE	W 71-45
F22	*Tulsa	L 65-73
F24	*Wichita State	L 60-67
F26	*at Drake	L 64-73
M3	#Southern Illinois	L 54-70

* Missouri Valley Conference Games
% Illini Classic at Champaign, Ill.
MVC Tournament at Normal, Ill.


1990-91 (14-14)
Coach: Tates Locke

N26	BUTLER (OT)	W 96-93
N30	%Loyola-Chicago	W 86-80
D1	*Purdue	L 56-77
D 4	at Ball State	L 65-76
D 7	%Austin Peay	L 82-87
D 8	%Army	L 63-70
D10	at Evansville	L 49-70
D13	NE ILLINOIS	W 73-48
D15	MIAMI-OHIO	W 72-53
D18	ST. LOUIS	L 67-82
D22	*at Missouri State	L 62-67
D30	*at Southern Illinois	L 62-75
J5	*ILLINOIS STATE	W 75-70
J12	BOSTON UNIV.	W 75-65
J14	*at Illinois State	L 55-56
J19	*at Bradley	L 70-81
J24	*at Tulsa	L 68-70
J26	*at Creighton	L 68-83
J30	*DRAKE	W 71-55
F2	*TULSA	W 77-60
F4	*at Wichita State	W 64-58
F7	*CREIGHTON	L 68-71
F9	*at Drake	W 70-61
F13	*SOUTHERN ILLINOIS	W 64-60
F18	*WICHITA STATE	W 75-64
F23	*MISSOURI STATE	W 70-59
F25	*BRADLEY	W 68-64
M2	#Southern Illinois	L 61-80

s
+ Boilermaker Invit. at Purdue
% Acme Boot Showdown at Clarksville, Tenn.
Pepsi-MVC Tournament at St. Louis, Mo.

1991-92 (13-15)
Coach: Tates Locke

N25	at Eastern Illinois	L 50-59
D2	PURDUE	L 65-81
D 7	at Miami-Ohio	L 61-77
D14	at Butler	L 65-80
D17	BALL STATE	L 59-61
D21	*at Southern Illinois	L 57-74
D28	*Kent	W 71-57
D28	*#10 Indiana	L 44-94
J4	*at Bradley (OT)	W 59-49
J7	*at Creighton	W 63-60



2000-01 Sycamores • 22-12 MVC Tournament Champions • NCAA South Regional

J11	*WICHITA STATE	W 81-51	J15	*at Illinois State	L 52-78	F3	*at Northern Iowa	L 72-87	F18	*SOUTHERN ILLINOIS	W 72-71
J16	* CREIGHTON	W 77-49	J20	*WICHITA STATE	W 87-73	F8	*DRAKE	W 85-83	F21	*at Northern Iowa	W 65-44
J18	*BRADLEY	W 72-51	J22	*TULSA	L 57-87	F10	*CREIGHTON	L 72-78	F23	*at Drake	W 68-56
J23	*at Tulsa	L 53-67	J25	*SOUTHERN ILLINOIS	L 69-72	F14	*at Evansville	L 52-73	F28	%Wichita State	L 55-65
J27	*at Missouri State	L 57-65	J29	*at Northern Iowa	L 71-84	F17	*at Missouri State	L 62-94	* Missouri Valley Conference Game		
J27	EVANSVILLE	L 60-77	F1	*MISSOURI STATE	L 55-65	F19	*at Tulsa	L 75-111	% MVC Tournament, St. Louis, Mo		
F1	*at Drake	W 61-59	F3	*at Creighton	L 52-64	F21	*SOUTHERN ILLINOIS	W 94-80			
F3	*at Northern Iowa	W 65-54	F5	*at Drake	L 70-74	F26	*ILLINOIS STATE	W 64-60			
F6	*SOUTHERN ILLINOIS	W 66-47	F9	*at Southern Illinois	L 69-89	*Missouri Valley Conference games					
F8	*ILLINOIS STATE	L 62-64	F12	*BRADLEY	L 52-75						
F10	*DRAKE	W 55-46	F17	*DRAKE	L 62-63						
F15	*at Wichita State	L 58-73	F19	*NORTHERN IOWA	W 82-73						
F18	at Evansville	L 44-77	F21	*ILLINOIS STATE	L 55-70						
F22	*at Illinois State	L 43-44	F26	*at Wichita State	L 54-66						
F24	*TULSA	W 74-60	F28	*at Tulsa	L 56-79						
F29	*NORTHERN IOWA	W 55-50	# Missouri Valley Conference games								
M7	*MISSOURI STATE	W 55-54	# Boilermaker Invit. West Lafayette, Ind.								
M2	@Tulsa	L 65-77									

* Missouri Valley Conference Games
+ at Hoosier Classic, Indianapolis, Ind.
@MVC Tournament, St. Louis, Mo.

1992-93 (11-17)

N18	at #19 Iowa State	L 69-84
D1	BUTLER	W 70-56
D 5	ORAL ROBERTS	W 71-67
D 7	EASTERN ILLINOIS	W 74-54
D 9	at Ball State	L 64-66
D14	EVANSVILLE	W 58-55
D19	at #16 Purdue	L 63-92
D29	at Evansville	L 46-64
J2	*WICHITA STATE	L 69-73
J6	at Northeastern Ill.	L 73-76
J9	*ILLINOIS STATE	W 63-60
J11	*at Creighton	W 80-66
J14	*DRAKE	W 96-73
J16	*at Wichita State	L 68-84
J18	*at Tulsa (2OT)	L 84-89
J23	*NORTHERN IOWA	W 69-59
J25	*at Bradley (OT)	W 74-70
J30	*at Northern Iowa	L 52-59
F2	*at Illinois State	L 48-64
F4	*SOUTHERN ILLINOIS	L 60-75
F6	*MISSOURI STATE	L 73-76
F13	*at Drake (2OT)	L 74-76
F19	*at Southern Illinois	L 66-78
F17	*BRADLEY	L 36-53
F20	*at Missouri State	L 57-72
F25	*TULSA	W 86-74
F27	*CREIGHTON	W 71-58
M6	@Illinois State	L 68-73

s
@MVC Tournament, St. Louis, Mo.

1993-94 (4-22)
Coach: Tates Locke

D1	at E. Illinois	L 76-81
D3	#vs W. Michigan	L 52-67
D 4	#vs James Madison	L 64-80
D11	at Butler	L 52-73
D14	at Evansville	L 56-75
D18	at Oral Roberts	L 73-83
D22	BALL STATE (OT)	W 83-81
J2	*at Missouri State	L 50-66
J5	EVANSVILLE	L 47-71
J8	*CREIGHTON (OT)	W 75-69
J12	*at Bradley	L 68-76

1994-95 (7-19)

D1	ECKERD	W 106-79
D3	BUTLER	L 67-84
D 6	ORAL ROBERTS	W 70-64
D10	MERCER	L 74-81
D17	at Missouri State	L 64-86
D19	CAMPBELL	W 94-72
D22	at Ball State	L 80-88
D30	#at Wis.-Green Bay	L 53-74
D31	%Georgia Southern	W 85-66
J5	*CREIGHTON	L 63-70
J7	*at Bradley	L 62-78
J11	*EVANSVILLE	L 66-79
J14	*BRADLEY	L 57-62
J19	*NORTHERN IOWA	W 81-64
J21	*at Southern Illinois	L 68-83
J26	*at Evansville	L 64-89
J28	*DRAKE	L 77-83
J30	*at Illinois State	L 72-88
F4	*at Northern Iowa	L 76-77
F6	*at Creighton	W 72-62
F11	*SOUTHERN ILLINOIS	L 76-87
F16	*at Wichita State	L 58-67
F18	*at Tulsa	L 66-79
F23	*ILLINOIS STATE	L 67-72
F25	*WICHITA STATE	W 94-83
F27	*MISSOURI STATE	L 68-78

#Oneida Classic, Green Bay, Wisc.

1995-96 (10-16)

N1	at Middle Tenn. St.	L 78-81
D 6	LOYOLA (Ill.)	L OT 73-77
D 9	at Butler	L 61-81
D16	EASTERN ILLINOIS	W 70-54
D19	at Mercer	L 64-71
D22	at GA Southern	W 69-60
D28	FAIRLEIGH DICKINSON	W 68-59
D30	BALL STATE	W 78-66
J3	*at Illinois State	L 64-74
J7	*MISSOURI STATE	L 78-89
J11	*at Wichita State	L 60-78
J13	*EVANSVILLE	L 67-71
J16	*at Drake	L 65-81
J20	*at Creighton	W 61-57
J22	*WICHITA STATE	W 66-51
J25	*BRADLEY	L 58-68
J27	*NORTHERN IOWA	W 78-67
J31	*at Southern Illinois	L 65-78

1996-97 (12-16)

Coach: Sherman Dillard

N23	GEORGIA SOUTHERN	W 88-76
N26	BUTLER	L 48-70
D 4	at Eastern Illinois	W 74-68
D 7	at Fairleigh Dickinson	L 71-74
D19	MIDDLE TENN. ST.	W 92-66
D22	at Loyola (Ill.)	W 67-59
D27	CHICAGO STATE	W 85-65
D30	at Ball State	L 77-93
J4	*WICHITA STATE	L 51-54
J8	*at Drake	W 67-63
J11	*NORTHERN IOWA	W 91-77
J13	*at Bradley	L 56-66
J16	*at Illinois State	L 58-101
J18	*DRAKE	W 76-64
J22	*EVANSVILLE	L 59-70
J25	*at Southern Illinois	L 61-99
J30	*at Wichita State	W 69-61
F1	*at Missouri St.	L 68-82
F3	*SOUTHERN ILLINOIS	L 77-91
F8	*at Northern Iowa	L 66-75
F10	*at Creighton	L 60-86
F13	*MISSOURI STATE	W 80-74
F16	*BRADLEY	L 50-70
F18	*ILLINOIS STATE	L 68-78
F22	*CREIGHTON	W 70-67
F24	*at Evansville	L 72-76
F28	#Southern Illinois	W 86-71
M1	#Illinois State	L 58-72

* Missouri Valley Conference games
MVC Tournament, St. Louis, Mo.

1997-1998 (16-11)

Coach: Royce Waltman

N22	EASTERN ILLINOIS	W 92-81
N25	at Western Michigan	L 58-74
N29	BALL STATE	W 66-57
D1	Loyola-Chicago	W 89-72
D 6	at Butler	L 63-65
D 9	at UW-Milwaukee	W 74-62
D18	TENNESSEE STATE	W 99-67
D20	EVANSVILLE*	W 62-52
D22	at Eastern Kentucky	W 78-61
D30	*at Illinois State	L 59-76
J3	*at Bradley	W 65-61
J5	*WICHITA STATE	W 73-51
J10	*CREIGHTON	W 75-70
J15	*at Creighton	L 67-80
J17	*DRAKE	W 70-65
J19	*NORTHERN IOWA	W 76-66OT
J24	*at Southern Illinois	L 58-82
J26	*BRADLEY	W 62-53
J31	*at Missouri State	L 56-74
F2	*at Wichita State	L 57-66
F7	*ILLINOIS STATE	L 66-75
F12	*MISSOURI STATE	L 77-86
F15	*at Evansville	L 73-76

1998-1999 (15-12)

Coach: Royce Waltman

N11	at #15 Indiana	L 70-76
N16	W. MICHIGAN	W 79-77
N18	at E. Illinois	L 63-70
N21	BUTLER	W 64-44
N24	E. KENTUCKY	W 78-54
N28	at Ball State	L 63-70
D1	WIS.-MILWAUKEE	W 79-66
D 5	*NORTHERN IOWA	W 71-58
D12	at Loyola-Chicago	W 55-50
D19	*at Evansville	L 75-82
D22	*at Bradley	L 62-72
J2	*CREIGHTON	L 62-65
J7	*WICHITA STATE	W 91-57
J9	*at So. Illinois	L 62-63
J17	*at Creighton	W 70-69
J20	*SOUTHERN ILLINOIS	L 63-64
J23	*MISSOURI STATE	W 71-61
J27	*at Illinois St.	W 77-67
J30	*BRADLEY	W 61-48
F4	*at Drake	L 63-73
F6	*at Northern Iowa	W 72-67
F10	*EVANSVILLE	L 65-68
F13	*DRAKE	W 67-48
F18	*at Wichita State	W 74-68
F20	*at Missouri State	L 67-80
F22	*ILLINOIS STATE	W 65-64
F27	*SW Missouri St. (OT)	L 78-79

* Missouri Valley Conference Game
% MVC Tournament, St. Louis, Mo.

1999-2000 (22-10)

Coach: Royce Waltman

MVC CHAMPIONS

N19	!George Washington	L 74-80
N20	!Montana State	W 81-64
N21	!Texas Christian	W 89-77
N27	BALL STATE	L 55-64
D1	at Butler	L 55-77
D 4	at Austin Peay	L 68-82
D 7	WESTERN ILLINOIS	W 53-51
D10	#North Texas	W 77-63
D12	#at Indiana	W 63-60
D19	E. ILLINOIS (2OT)	W 102-91
D22	TENNESSEE STATE	W 89-62
D30	*WICHITA STATE	W 58-53
J6	*CREIGHTON	W 56-46
J8	*at Bradley	L 51-62
J12	*at Illinois State	W 56-54
J15	* MISSOURI STATE	W 63-60
J19	*SOUTHERN ILLINOIS	W 91-56
J22	*DRAKE	W 67-62
J27	*at Wichita State	W 72-65
J29	*at Drake	W 73-56
F2	*ILLINOIS STATE	W 77-57
F6	*at Missouri State	L 48-64
F9	*at Northern Iowa	W 67-61

YEAR-BY-YEAR RESULTS

F12 *EVANSVILLE	W 69-60
F16 *at Creighton	L 58-64
F19 *NORTHERN IOWA	W 66-55
F23 *at So. Illinois	L 61-80
F26 *at Evansville	W 55-52
F28 *BRADLEY	W 56-54
M4 %Wichita State	W 57-50
M5 %Creighton	L 69-71
M16 \$ #13 Texas	L 61-77

! Top Of The World Classic, Fairbanks, Ak.
 * Indiana Classic at Bloomington, Ind.
 % MVC Tournament, St. Louis, Mo.
 \$ NCAA West Region, Salt Lake City, Utah

2000-01 (22-12)	
Coach: Royce Waltman	
MVC TOURNAMENT CHAMPIONS	
N23 @Georgia	L 62-82
N24 @at American Univ., P.R.	W 85-58
N25 @Miami (OH)	W 54-46
N29 INDIANA	W 59-58
D2 AUSTIN PEAY	W 76-70
D 6 BUTLER (OT)	W 90-88
D 9 at Western Illinois	W 84-79
D16 at Ball State (OT)	L 74-80
D18 ELON	W 80-54
D20 at IUPUI	L 70-72
D23 *BRADLEY	W 79-70
D30 APPALACHIAN ST.	W 76-62
J4 *NORTHERN IOWA	W 69-57
J6 *at Illinois State	W 78-71
J11 *at Creighton	L 72-81
J14 *WICHITA STATE	W 92-68
J17 *at Evansville	W 77-66
J20 *at Southern Illinois	L 65-68
J23 *DRAKE	W 72-61
J27 *at Wichita State	W 85-67
J31 *MISSOURI STATE	W 80-64
F4 *CREIGHTON	L 71-77
F7 *at Northern Iowa	L 60-67
F10 *ILLINOIS STATE	W 74-68
F15 *at Drake	L 71-83
F17 *at Bradley	L 60-62
F21 *EVANSVILLE	W 78-42
F24 *at Missouri State	L 64-69
F26 *SOUTHERN ILLINOIS	L 59-61
M3 %Southern Illinois	W 67-64
M4 %Creighton	W 87-74
M5 %Bradley	W 69-63
M16 \$ #13 Oklahoma (OT)	W 70-68
M18 \$ Gonzaga	L 68-85

* Missouri Valley Conference Game
 & Puerto Rico Shootout, San Juan, P.R.
 % MVC Tournament, St. Louis, Mo.
 \$ NCAA South Region, Memphis, Tenn.

2001-02 (6-22)	
Coach: Royce Waltman	
N18 at Illinois-Chicago	L 54-70
N21 VALPARAISO	L 54-71
N25 at Butler	L 49-69
N28 at Eastern Illinois	L 71-74
D1 IUPUI	W 66-56
D3 MURRAY STATE	W 74-66
D 9 *at Drake	L 71-85
D16 *at Creighton	L 46-70
D19 at Wyoming	L 58-72
D22 #21 BALL STATE	L 54-68
D29 BOWLING GREEN	L 55-65
J5 *EVANSVILLE	W 45-40
J10 *NORTHERN IOWA	L 70-71
J12 *at Illinois State	L 54-68
J16 *WICHITA STATE	L 63-64
J19 *at Southern Illinois	L 73-91
J23 *at Northern Iowa	W 71-65
J27 *MISSOURI STATE	L 53-59
J31 *at Bradley	L 57-60
F3 *at Wichita State (OT)	L 84-87
F6 *CREIGHTON	L 63-64
F9 *ILLINOIS STATE	L 61-67
F13 *BRADLEY	W 71-66
F16 *at Evansville	W 82-71
F19 *DRAKE	L 60-62
F23 *SOUTHERN ILLINOIS	L 74-84
F25 *at Missouri State	L 58-70
M1 *Bradley	L 58-70

* Missouri Valley Conference games
 # MVC Tournament, St. Louis, Mo.

2002-03 (7-24)	
Coach: Royce Waltman	
N22 YOUNGSTOWN STATE	W 63-56
N26 at Valparaiso	L 56-81
N29 \$ vs Southeast Missouri St.	W 68-55
N30 \$ vs Wisconsin-Milwaukee	L 59-71
D1 \$ vs Central Florida	L 49-50
D 5 BUTLER	L 45-65
D 7 EASTERN ILLINOIS	W 63-57
D14 at Ball State	L 68-76
D19 at Murray State	L 39-85
D23 ILLINOIS-CHICAGO	W 73-54
D30 WYOMING	L 57-69
J5 *EVANSVILLE	W 86-60

J7 *at Wichita State	L 55-71
J11 *SOUTHERN ILLINOIS	L 61-69
J16 *at Northern Iowa	L 61-74
J18 *at Drake	L 54-68
J22 *BRADLEY	L 45-63
J25 *at Southern Illinois	L 48-60
J29 * #16 CREIGHTON	L 46-74
F1 *MISSOURI STATE	L 44-48
F5 *at Bradley	L 51-63
F8 *at Illinois State	L 52-60
F12 *DRAKE	W 63-62
F15 *at Missouri State	L 51-65
F19 *at #17 Creighton	L 54-77
F22 *WICHITA STATE	L 63-72
F26 *NORTHERN IOWA	L 39-59
M1 *ILLINOIS STATE	L 50-80
M3 *at Evansville	L 69-77
M7 *Northern Iowa	W 61-60
M8 * #19 Creighton	L 56-57

* Missouri Valley Conference games
 \$ New Orleans Knockout
 # MVC Tournament, St. Louis, Mo.

2003-04 (9-19)	
Coach: Royce Waltman	
N23 GARDNER-WEBB	W 67-53
N29 \$ vs DePaul	L 78-66
N30 \$ vs Penn	L 86-48
D 6 at Eastern Illinois	W 71-56
D 8 at Valparaiso	L 59-53
D13 BALL STATE	W 66-65
D20 at Butler	L 57-39
D22 TENNESSEE-MARTIN	W 87-60
D31 *EVANSVILLE	W 72-52
J3 *at Bradley	L 52-42
J7 *SOUTHERN ILLINOIS	L 56-49
J10 *ILLINOIS STATE	W 56-49
J15 *at Missouri State	L 69-63
J17 *at Wichita State	W 64-63
J22 *DRAKE	W 80-70
J25 *at Southern Illinois	L 54-44
J28 *CREIGHTON	L 61-44
F31 *MISSOURI STATE	L 52-39
F4 *at Drake	L 69-66
F7 *at Northern Iowa	L 68-64
F11 *WICHITA STATE	L 67-53
F14 *at Illinois State	L 63-37
F18 *at Creighton	L 69-65
F21 BUFFALO	L 64-51
F25 *BRADLEY	L 60-59
F28 *NORTHERN IOWA	L 48-47
M1 *at Evansville	W 71-56
M5 *Evansville	L 63-59

* Missouri Valley Conference games
 \$ Coca-Cola Classic; East Lansing, Mich.
 # MVC Tournament, St. Louis, Mo.

2004-05 (11-20)	
Coach: Royce Waltman	
N19 COASTAL CAROLINA	W 70-46
N23 at Indiana	L 56-52
N27 at Buffalo	L 92-64
D2 BIRMINGHAM-SOUTHERN	W 62-55
D 4 EASTERN ILLINOIS	W 76-56
D 9 VALPARAISO	W 70-68
D11 BUTLER	W 57-54
D18 at Ball State	L 65-59
D21 * vs. USC	L 68-64
D22 * vs. Clemson	L 83-57
D23 * vs. Long Beach St.	L 38-37
D30 *DRAKE (OT)	L 74-69
J2 * at Bradley	L 76-66
J6 * at Illinois State	L 62-61
J9 * UNI	L 64-48
J12 * CREIGHTON	W 74-72
J15 * WICHITA STATE	W 64-60
J19 * ILLINOIS STATE	L 73-59
J22 * at Evansville	L 64-59
J26 * at Northern Iowa	L 69-61
J29 * BRADLEY	W 73-63
F3 * at Missouri State	L 58-34
F5 * at Wichita State	L 67-57
F9 * at Southern Illinois	L 64-53
F12 * EVANSVILLE	W 81-67
F15 * MISSOURI STATE	W 74-72
F22 * at Drake	L 63-60
F26 * at Creighton	L 74-55
F28 * SOUTHERN ILLINOIS	L 80-52
M4 # vs. Bradley	W 63-61
M5 # vs. Southern Illinois	L 64-49

* Missouri Valley Conference games
 ^ Rainbow Classic; Honolulu, Hawaii
 # MVC Tournament, St. Louis, Mo.

2005-06 (13-16)	
Coach: Royce Waltman	
N18 CENTRAL STATE	W 84-60
N26 MIDDLE TENNESSEE	W 85-79 OT
D3 at Eastern Illinois	W 66-58
D 6 #18 INDIANA	W 72-67
D10 BALL STATE	W 57-56
D19 at Butler	W 59-58
D19 CAMPBELL	W 86-71
D22 *ILLINOIS STATE	W 69-59 OT
D28 *at Wichita State	L 66-62
D30 *at Missouri State	L 97-78
J2 IPFW	L 54-46
J5 *SOUTHERN ILLINOIS	L 55-49
J7 *at Evansville	L 63-58

J11 *at Drake	L 76-59
J15 *CREIGHTON	L 69-53
J18 *DRAKE	L 77-68 OT
J23 *at Bradley	L 85-63
J25 *at Illinois State	L 75-48
J29 *MISSOURI STATE	L 80-58
F1 *at Southern Illinois	W 63-54
F4 *at Northern Iowa	L 83-56
F8 *BRADLEY	W 75-63
F11 *WICHITA STATE	L 77-58
F14 *NORTHERN IOWA	W 61-60
F18 at Western Michigan	W 59-57
F22 *at Creighton	L 67-62
F25 *EVANSVILLE	L 77-75
M2 #vs. Drake	W 72-63
M3 #vs. Wichita State	L 81-62

#MVC Tournament, St. Louis, Mo.

2006-07 (13-18)	
Coach: Royce Waltman	
N14 WESTERN MICHIGAN	W 73-71
N17 at Indiana	L 73-66
N19 at IPFW	W 67-61
N25 TULANE	W 59-47
N27 OAKLAND CITY	W 66-52
N30 at Middle Tennessee	L 65-58
D2 at Ball State	L 73-70 OT
D 9 #15 BUTLER	W 72-64
D16 *at Missouri State	L 80-60
D21 WAGNER	W 92-86 OT
D28 PURDUE	W 89-70
D30 *DRAKE	W 84-73
J4 *CREIGHTON	W 55-52
J6 *at Illinois State	W 54-50
J10 *WICHITA STATE	W 68-63
J13 *BRADLEY	L 76-59
J18 *at Drake	L 74-68
J20 *at Northern Iowa	L 74-64
J24 *EVANSVILLE	L 50-49
J27 *at Creighton	L 71-55
F31 *at Southern Illinois	L 61-48
F3 *MISSOURI STATE	L 71-42
F5 *NORTHERN IOWA	W 59-46
F8 *at Wichita State	L 61-45
F11 *at Evansville	L 76-61
F14 *ILLINOIS STATE	L 68-53
F17 at Miami (Ohio)	L 70-58
F21 * #13 SOUTHERN ILLINOIS	L 58-50
F24 *at Bradley	L 74-58
M1 #vs. Illinois State	W 68-65
M2 #vs. Creighton	L 59-38

#MVC Tournament, St. Louis, Mo.

2007-08 (15-16)	
Coach: Kevin McKenna	
N 9 OAKLAND CITY	W 78-45
N14 at #25 Butler	L 76-48
N17 at North Texas	L 78-69
N20 NORTHERN ILLINOIS	W 75-65
N24 IPFW	W 63-55
D1 at Purdue	L 71-60
D 4 at Miami (Ohio)	L 74-58
D 8 BALL STATE	W 59-48
D17 at Tulane	L 80-68
D22 BOWLING GREEN	W 62-57
D29 *at Evansville	W 70-56
J2 *CREIGHTON	W 62-54
J5 *NORTHERN IOWA	W 74-56
J9 *at Drake	L 75-50
J12 *SOUTHERN ILLINOIS	W 207 64-62
J15 *at Missouri State	L 65-44
J19 *at Creighton	L 86-69
J23 *EVANSVILLE	W 72-42
J27 *at Illinois State	L 65-62
J30 *at Bradley	L 63-44
F0 * #16 DRAKE	L 83-77
F5 *at Southern Illinois	L 80-69
F9 *at Wichita State	L 65-60
F12 *BRADLEY	W 76-66
F15 *ILLINOIS STATE	W 76-72
F19 *WICHITA STATE	W OT 83-73
F23 at Murray State	W 79-62
F27 *at Northern Iowa	L 73-58
M1 *MISSOURI STATE	L 83-73
M6 #vs. Wichita State	W 71-67
M7 #vs. #20 Drake	L 68-46

#MVC Tournament, St. Louis, Mo.

2008-09 (11-21)	
Coach: Kevin McKenna	
N18 at Northern Illinois	L 79-86
N26 NORTH TEXAS	L 69-80
N28 MURRAY STATE	L 61-67
N29 at DePaul	L 70-75
D1 ARKANSAS STATE	L 54-56
D 6 at #11 Louisville !	L 43-83
D 7 vs. Lamar !	W 68-66
D 8 vs. Ohio !	L 50-62
D13 at #14 Purdue	L 62-76
D20 DEPAUL	W 66-60
D23 at IUPUI	L 41-62
D28 at Northern Iowa *	W 207, 85-84
D31 CREIGHTON *	L 61-79
J4 EVANSVILLE *	L 59-65
J7 at Drake *	L 50-69
J10 ILLINOIS STATE *	W OT, 75-70
J13 BRADLEY *	L 52-63
J17 at Evansville *	L 57-63
J21 SOUTHERN ILLINOIS *	L 47-58

J24 at Bradley *	L 56-68
J27 at Creighton *	L 62-73
J31 NORTHERN IOWA *	L 57-61
F4 WICHITA STATE *	L 58-64
F8 at Illinois State *	W OT, 75-73
F11 DRAKE	W 69-57
F14 at Missouri State *	W 76-71
F18 at Southern Illinois *	W 78-72
F21 TOLEDO	W 69-62
F24 at Wichita State *	L 70-76
F28 MISSOURI STATE *	W 69-52
M5 Drake #	W 62-55
M6 Northern Iowa #	L 69-73

!Marques Maybin Classic (Louisville, Ky.)
 #MVC Tournament, St. Louis, Mo.

2009-10 (17-15)	
Coach: Kevin McKenna	
N13 NEBRASKA-KEARNEY	W 88-58
N16 at LSU (1)	L 45-56
N17 vs. Milwaukee (1)	W 76-63
N20 COLORADO STATE (2)	W 65-60
N23 vs. Coastal Carolina (3)	L 62-77
N24 at Western Kentucky (3)	W 64-63
N29 at Arkansas State	W 77-72
D 9 BALL STATE	L 63-68
D13 ORAL ROBERTS	W 60-54
D19 at Toledo	W 55-54
D23 IUPUI	L 72-59
D29 at Southern Illinois *	L 52-70
J1 CREIGHTON *	W 70-64
J3 at Drake *	W 60-46
J6 at Bradley *	L 85-91 (ot)
J10 EVANSVILLE *	W 69-55
J13 WICHITA STATE *	L 73-84
J16 at UNI *	L 40-62
J19 at Missouri State *	L 92-99 (ot)
J24 NORTHERN IOWA *	L 58-67
J28 SOUTHERN ILLINOIS *	W 68-65
J31 at Evansville *	W 63-56
F3 ILLINOIS STATE *	W 72-65
F6 at Wichita State *	L 70-76
F9 at Creighton *	L 52-65
F13 DRAKE *	W 76-66
F16 BRADLEY *	W, 75-69 (ot)
F20 at Green Bay (4)	L 59-60
F24 at Illinois State *	L 58-75
F27 MISSOURI STATE *	W, 75-72 (ot)
M5 vs. Illinois State (5)	L 65-69
M16 at Saint Louis (6)	L 54-63

(1) NIT Preseason Tipoff, Baton Rouge, La.
 (2) MVC/MWC Challenge, Terre Haute, Ind.
 (3) NIT Preseason Tipoff, Bowling Green, Ky.
 (4) ESPN Bracketbuster, Green Bay, Wis.
 (5) MVC Tournament, St. Louis, Mo.
 (6) CBI, St. Louis, Mo.

2010-11 (20-14)	
Coach: Greg Lansing	
MVC TOURNAMENT CHAMPIONS	
N12 Texas-Pan American (1)	W 69-46
N13 Loyola (Ill.) (1)	L 74-86
N14 Eastern Kentucky (1)	L 59-64 (ot)
N17 at Ball State	L 60-75
N20 at Oral Roberts	W 74-69
N27 BUFFALO	W 58-54
N30 at #25 Notre Dame	L 72-81
D 4 at Wyoming (2)	L 51-81
D 8 DEPAUL	W 73-51
D12 OAKLAND CITY	W 86-42
D18 vs. #19 Purdue (3)	L 52-65
D29 BRADLEY *	W 80-66
J1 at Evansville *	L 59-64
J4 ILLINOIS STATE *	W 72-57
J7 NORTHERN IOWA *	W 70-45
J9 at Drake *	W 72-67
J12 at Bradley *	W 59-53
J16 CREIGHTON *	W 61-59
J19 MISSOURI STATE *	W 70-69
J22 at Wichita State *	L 83-93 (3ot)
J26 EVANSVILLE *	L 63-66
J29 at Creighton *	L 69-83
F1 WICHITA STATE *	L 54-70
F5 at Missouri State *	L 66-73
F9 at Illinois State *	W 56-46
F12 DRAKE *	W 75-63
F16 at Southern Illinois *	W 77-72
F19 MOREHEAD STATE (4)	L 65-71
F22 at Northern Iowa *	W 76-74
F26 SOUTHERN ILLINOIS *	W 75-60
M4 vs. Evansville (5)	W 52-50
M5 vs. Wichita State (5)	W 61-54
M6 vs. Missouri State (5)	W 60-56
M18 vs. #11 Syracuse (6)	L 60-77

(1) Loyola Classic (Chicago, Ill.)
 (2) MVC/Mountain West Challenge
 (3) Boilermaker Blockbuster (Indianapolis)
 (4) Bracketbusters (Terre Haute, Ind.)
 (5) State Farm MVC Tournament (St. Louis, Mo.)
 (6) NCAA Tournament (Cleveland, Ohio)

2011-12 (18-15)	
Coach: Greg Lansing	
N11 EASTERN ILLINOIS	W 79-72
N14 at Louisiana-Monroe	W 71-59
N18 BALL STATE	W 57-50
N21 GREEN BAY	W 57-56

N24 vs. Texas Tech (1)	W 60-49
N25 vs. Minnesota (1)	L 69-76
N27 vs. Fairfield (1)	W 72-66
D3 at Boise State (2)	L 65-74
D10 MARYVILLE (MO.)	W 68-57
D17 at #25 Vanderbilt	W 61-55
D21 LOUISIANA-MONROE	W 50-35
D28 at Drake *	L 64-79
D31 BRADLEY *	W 77-66
J4 at Northern Iowa *	L 48-65
J7 MISSOURI STATE *	L 63-69
J10 EVANSVILLE *	W 80-79
J13 at Southern Illinois *	L 67-73
J15 WICHITA STATE *	L 65-75
J18 at Illinois State *	L 54-67
J21 at #18 Creighton *	L 49-75
J25 NORTHERN IOWA *	W 59-54
J29 at Evansville *	W, 90-81 (20:20)
F1 DRAKE *	W 61-54
F4 at Wichita State *	L 66-71
F8 at Bradley *	L 60-68
F11 SOUTHERN ILLINOIS *	W 78-68
F14 ILLINOIS STATE *	W, 83-77 (0:45)
F18 at Butler (3)	L 54-75
F22 at Missouri State *	W 59-46
F26 CREIGHTON *	L 60-61
M1 vs. Southern Illinois (4)	W 66-51
M2 vs. #14 Wichita State (4)	L 48-72
M13 ROBERT MORRIS (5)	L 60-67
(1) Old Spice Classic (Orlando, Fla.)	
(2) MVC/Mountain West Challenge (Boise, Idaho)	
(3) Bracketbusters (Indianapolis, Ind.)	
(4) State Farm MVC Tournament (St. Louis, Mo.)	
(5) CIT Postseason Tournament (Terre Haute, Ind.)	

YEAR-BY-YEAR RESULTS

M1 NORTHERN IOWA * L, 69-71
M7 vs. Loyola (2) W, 75-62
M8 vs. Southern Illinois (2) W, 62-59
M9 vs. #2 Wichita State (2) L, 69-83
M18 at Arkansas (3) L, 71-91
(1) Great Alaska Shootout (Anchorage, Alaska)
(2) MVC Tournament (St. Louis, Mo.)
(3) NIT (Fayetteville, Ark.)

2014-15 (15-16)

Coach: Greg Lansing

N14 at IUPUI W, 79-66 (ot)
N18 SAINT LOUIS L, 56-69
N22 BROWN (1) W, 78-66
N24 AUSTIN PEAY (1) W, 61-57
N27 vs. Illinois (2) L, 62-88
N28 vs. Memphis (2) L, 62-72
D3 #23 BUTLER L, 54-77
D6 at Ball State L, 63-70
D13 at Iona L, 84-91
D16 TRUMAN STATE W, 78-68
D20 EASTERN ILLINOIS L, 56-60
D28 KANSAS CITY L, 70-73 (2ot)
D31 at Illinois State * W, 63-61
J4 EVANSVILLE * W, 79-75 (ot)
J7 MISSOURI STATE * W, 71-56
J10 at Southern Illinois * W, 59-56
J14 ILLINOIS STATE * W, 71-70 (ot)
J17 at Drake * L, 78-84
J21 at #19 Northern Iowa * L, 60-66
J24 LOYOLA * W, 72-61
J27 at Evansville * L, 78-89
J31 BRADLEY * W, 64-58
F3 #14 NORTHERN IOWA * L, 51-61
F7 at Loyola * W, 79-65
F11 at #13 Wichita State * L, 57-75
F14 DRAKE * W, 75-54
F18 at Missouri State * L, 56-60
F21 SOUTHERN ILLINOIS * W, 78-58
F25 #11 WICHITA STATE * L, 53-63
F28 at Bradley W, 60-52
M6 vs. Loyola (3) L, 53-81
(1) Las Vegas Invitational (Terre Haute, Ind.)
(2) Las Vegas Invitational (Las Vegas, Nev.)
(3) MVC Tournament (St. Louis, Mo.)

2015-16 (15-17)

Coach: Greg Lansing

N13 IUPUI L, 70-72
N16 WYOMING (1) W, 70-55
N20 vs. Norfolk State (2) W, 70-61
N22 vs. Tulsa (2) L, 59-67
N23 vs. Hofstra (2) W, 67-66
D1 at Eastern Illinois L, 62-68
D5 at #25 Butler L, 71-85
D9 VALPARAISO L, 63-69
D13 at Western Kentucky L, 62-75
D16 ILLINOIS-SPRINGFIELD W, 75-60
D19 at Saint Louis W, 76-68
D22 BALL STATE W, 73-61
D30 at Evansville * L, 62-70
J2 LOYOLA * W, 73-58
J6 at Drake * W, 79-69
J9 ILLINOIS STATE * W, 77-65
J13 NORTHERN IOWA * W, 74-60
J17 at Wichita State * L, 62-82
J20 at Southern Illinois * L, 66-79
J24 EVANSVILLE * W, 82-65
J27 MISSOURI STATE * W, 68-59
J30 at Loyola * L, 96-104 (2ot)
F2 DRAKE * W, 63-56
F6 at Bradley * L, 58-63
F10 SOUTHERN ILLINOIS * L, 78-85
F13 at Missouri State * L, 85-89 (ot)
F17 at Illinois State * L, 50-78
F21 WICHITA STATE * L, 51-84
F24 at Northern Iowa * L, 44-66
F27 BRADLEY * W, 77-58
M4 vs. Illinois State (3) W, 65-57
M5 vs. Evansville (3) L, 42-68
(1) MVC/MWC Challenge (Terre Haute, Ind.)
(2) Paradise Jam (St. Thomas, USVI)
(3) State Farm MVC Tourney (St. Louis, Mo.)

2016-17 (11-20)

Coach: Greg Lansing

N11 at Northern Illinois L, 78-80 (ot)
N15 at Ball State W, 80-74 (ot)
N19 MISSOURI-ST. LOUIS W, 96-55
N24 vs. #21 Iowa State (1) L, 71-73
N25 vs. Stanford (1) L, 62-65
N27 vs. Quinnipiac (1) L, 77-80
N30 NORTHERN ILLINOIS W, 63-52
D3 at Utah State (2) W, 62-61
D7 #15 BUTLER W, 72-71
D11 WESTERN KENTUCKY L, 59-77
D17 at Valparaiso L, 71-89
D21 EASTERN ILLINOIS W, 88-85 (2ot)
D28 WICHITA STATE * L, 72-80
D31 at Missouri State * L, 75-81 (ot)
J4 at Southern Illinois * L, 74-80 (ot)
J8 ILLINOIS STATE * L, 58-77
J11 at Drake * L, 70-87
J14 BRADLEY * W, 81-71
J18 MISSOURI STATE * L, 68-73
J21 at Wichita State * L, 58-84
J25 at Illinois State * L, 66-71
J28 LOYOLA * L, 66-81

F1 EVANSVILLE * W, 85-84 (ot)
F4 at Northern Iowa * L, 60-65
F8 at Bradley * W, 56-54
F11 DRAKE * W, 84-60
F15 at Loyola * L, 46-64
F19 SOUTHERN ILLINOIS * L, 68-74
F22 NORTHERN IOWA * W, 69-59
F25 at Evansville * L, 63-65
M2 vs. Evansville (3) L, 72-83
(1) Advocate Invitational (Orlando, Fla.)
(2) MVC/MWC Challenge (Logan, Utah)
(3) State Farm MVC Tourney (St. Louis, Mo.)

2017-18 (13-18)

Coach: Greg Lansing

N10 at Indiana W, 90-69
N16 vs. Auburn (1) L, 64-83
N17 vs. Old Dominion (1) L, 44-62
N19 vs. Ohio (1) L, 94-96 (4ot)
N22 MISSOURI-ST. LOUIS W, 75-58
N25 BALL STATE L, 85-93
N29 AIR FORCE (2) W, 74-64
D6 at North Texas L, 76-79 (ot)
D9 INDIANAPOLIS W, 79-75
D12 GREEN BAY W, 85-63
D16 at Western Kentucky L, 65-81
D22 ELON L, 68-73
D28 VALPARAISO * W, 73-64
D31 at Illinois State * L, 81-84 (ot)
J3 at Loyola * W, 61-57
J6 DRAKE * L, 72-75
J10 NORTHERN IOWA * W, 69-67
J14 at Missouri State * L, 73-76
J17 at Evansville * W, 71-66
J20 ILLINOIS STATE * W, 84-54
J24 at Southern Illinois * L, 77-82
J28 BRADLEY * L, 73-81
J31 at Valparaiso * L, 63-69
F3 at Northern Iowa * W, 77-66
F6 MISSOURI STATE * L, 62-81
F10 LOYOLA * L, 71-75
F14 at Drake * L, 76-90
F17 SOUTHERN ILLINOIS * L, 72-76 (ot)
F21 EVANSVILLE * W, 58-53
F24 at Bradley * W, 66-64
M2 vs. Illinois State (3) L, 70-77
(1) Gildan Charleston Classic (Charleston, S.C.)
(2) MVC/MWC Challenge (Terre Haute, Ind.)
(3) State Farm MVC Tourney (St. Louis, Mo.)

2018-19 (15-16)

Coach: Greg Lansing

N6 at Ball State L, 69-86
N9 at Green Bay W, 78-74
N14 MCKENDREE W, 80-63
N24 WESTERN KENTUCKY W, 80-63
N28 at San Jose State W, 86-57
D1 WRIGHT STATE W, 69-63
D5 NORTH TEXAS L, 69-80
D8 TRUMAN STATE W, 77-69
D16 at Texas Christian L, 70-90
D22 vs. Colorado (1) W, 72-67
D23 vs. UNLV (1) W, 84-79
D25 vs. Texas Christian (1) L, 69-83
J2 at Loyola * L, 44-79
J5 BRADLEY * W, 65-60
J8 MISSOURI STATE * L, 57-72
J12 at Evansville * W, 72-66
J16 at Northern Iowa * L, 64-69
J19 LOYOLA * L, 67-75
J23 VALPARAISO * W, 70-53
J27 at Illinois State * L, 62-76
J30 at Southern Illinois * L, 73-88
F2 DRAKE * L, 62-68
F6 EVANSVILLE * W, 85-62
F9 at Bradley * L, 67-96
F13 at Valparaiso * W, 87-82
F16 SOUTHERN ILLINOIS * L, 57-79
F20 ILLINOIS STATE * W, 73-50
F23 at Missouri State * L, 61-67
F27 at Drake * L, 68-80
M2 NORTHERN IOWA * W, 71-54
M7 vs. Valparaiso (2) L, 55-77
(1) Diamondhead Classic (Honolulu, Hawaii)
(2) State Farm MVC Tourney (St. Louis, Mo.)

2019-20 (18-12)

Coach: Greg Lansing

N9 at Dayton L, 86-81
N13 at Louisville L, 91-62
N17 BALL STATE L, 69-55
N21 vs. Duquesne (1) L, 74-71
N22 vs. Loyola Marymount (1) W, 72-60
N24 vs. Air Force (1) W, 84-74
N30 MISSOURI-ST. LOUIS W, 62-55
D3 NORTH DAKOTA STATE W, 71-60
D7 at Wright State W, 84-77 (ot)
D18 TENNESSEE STATE W, 78-72
D22 CHICAGO STATE W, 85-64
D30 SOUTHERN ILLINOIS * W, 68-56
J4 at Drake * L, 80-76
J7 at Northern Iowa * L, 68-60
J11 ILLINOIS STATE * W, 65-52
J15 EVANSVILLE * W, 65-42
J18 at Valparaiso * L, 86-77
J22 at Loyola * L, 75-55
J25 BRADLEY * W, 61-53
J29 DRAKE * W, 58-56

F1 at Missouri State * W, 78-68
F5 LOYOLA * W, 68-39
F8 at Illinois State * L, 74-67
F12 at Bradley * L, 72-61
F16 MISSOURI STATE * L, 71-58
F20 NORTHERN IOWA W, 67-64
F23 at Evansville * W, 64-62
F26 at Southern Illinois * W, 77-68
F29 VALPARAISO * W, 71-58
M6 vs. Missouri State (2) L, 78-51
(1) Junkanoo Jam (Bimini, Bahamas)
(2) State Farm MVC Tourney (St. Louis, Mo.)

SERIES HISTORY

Air Force			January 30, 1923	at Ball State	W, 39-29	December 30, 1996	at Ball State	L, 77-93	February 13, 1986	vs #13 Bradley	L, 52-54
ISU leads series, 2-0			February 24, 1923	vs Ball State	W, 65-19	November 29, 1997	vs Ball State	W, 66-57	February 27, 1986	at #11 Bradley	L, 51-71
November 29, 2017	vs Air Force	W, 74-64	1924	at Ball State	W, 24-13	November 28, 1998	at Ball State	L, 63-70	January 15, 1987	vs Bradley	W, 72-65
November 24, 2019	vs Air Force	W, 84-74	1924	at Ball State	W, 44-22	November 27, 1999	vs Ball State	L, 55-64	February 12, 1987	at Bradley	L, 84-113
Akron			1926	at Ball State	L, 26-51	December 16, 2000	at Ball State	L, 74-80	January 14, 1988	vs Bradley	L, 68-79
Series tied, 1-1			1927	at Ball State	L, 18-20	December 22, 2001	vs #21 Ball State	L, 54-68	February 27, 1988	at #14 Bradley	L, 74-95
February 17, 1971	vs Akron	W, 89-71	1927	at Ball State	L, 29-31	December 14, 2002	at Ball State	L, 68-76	March 5, 1988	at #14 Bradley	L, 74-93
February 16, 1972	at Akron	L, 58-66	1928	at Ball State	W, 31-18	December 13, 2003	vs Ball State	W, 66-65	January 9, 1989	at Bradley	L, 73-85
Alabama-Huntsville			1928	at Ball State	L, 24-43	December 18, 2004	at Ball State	L, 65-59	February 13, 1989	vs Bradley	L, 75-82
ISU leads series, 1-0			1931	at Ball State	L, 30-42	December 10, 2005	vs Ball State	W, 57-56	January 20, 1990	at Bradley	L, 62-66
December 3, 1980	vs Ala.-Huntsville	W, 106-100	1931	at Ball State	W, 27-19	December 2, 2006	at Ball State	L, 73-70	February 7, 1990	vs Bradley	L, 60-64
Alaska			1932	vs Ball State	W, 22-21	December 8, 2007	vs Ball State	W, 59-48	January 19, 1991	at Bradley	L, 70-81
ISU leads series, 2-0			1932	at Ball State	L, 23-32	December 9, 2009	vs Ball State	L, 63-68	February 25, 1991	vs Bradley	W, 68-64
December 31, 1982	vs Alaska	W, 109-93	January 14, 1933	at Ball State	L, 24-25	November 17, 2010	at Ball State	L, 60-75	January 4, 1992	at Bradley	W, 59-49
November 29, 2013	at Alaska	W, 97-87	February 10, 1933	vs Ball State	W, 33-23	November 18, 2011	vs Ball State	W, 57-50	January 18, 1992	vs Bradley	W, 72-51
Alberta (Canada)			1934	at Ball State	W, 33-15	November 20, 2012	at Ball State	W, 68-48	January 25, 1993	at Bradley	W, 74-70
ISU leads series, 2-0			1934	at Ball State	W, 32-20	November 9, 2013	vs Ball State	W, 82-73	February 17, 1993	vs Bradley	L, 36-53
December 1965	vs Alberta	W, 121-55	1935	at Ball State	W, 23-21	December 6, 2014	at Ball State	L, 63-70	January 12, 1994	at Bradley	L, 68-76
December 29, 195	at Alberta	W, 117-60	1935	vs Ball State	L, 35-37	December 22, 2015	vs Ball State	W, 73-61	February 12, 1994	vs Bradley	L, 52-75
American University, P.R.			February 6, 1936	at Ball State	L, 32-34	November 15, 2016	at Ball State	W, 80-74	January 7, 1995	vs Bradley	L, 62-78
ISU leads series, 1-0			February 27, 1936	vs Ball State	W, 36-28	November 25, 2017	vs Ball State	L, 85-93	January 14, 1995	vs Bradley	L, 57-62
November 24, 2000	at American Uni., P.R.	W, 85-58	January 28, 1937	vs Ball State	L, 24-35	November 6, 2018	at Ball State	L, 69-86	January 25, 1996	vs Bradley	L, 58-68
Anderson College			February 25, 1937	at Ball State	L, 30-43	November 17, 2019	vs Ball State	L, 69-55	January 13, 1997	at Bradley	L, 56-66
ISU leads series, 5-3			1938	at Ball State	L, 24-54				February 16, 1997	vs Bradley	L, 50-70
December 11, 1941	vs Anderson College	W, 75-38	1938	at Ball State	L, 34-58	Baltimore			January 3, 1998	at Bradley	W, 65-61
March 3, 1954	vs Anderson College	W, 70-65	1939	at Ball State	W, 30-28	ISU leads series, 3-0			January 26, 1998	vs Bradley	W, 62-53
December 28, 1954	vs Anderson College	L, 67-81	1939	at Ball State	L, 31-38	December 27, 1979	vs Baltimore	W, 72-50	December 22, 1998	at Bradley	L, 62-72
March 1958	at Anderson College	L, 77-82	1940	at Ball State	L, 40-41	January 5, 1981	vs Baltimore	W, 92-69	January 30, 1999	vs Bradley	W, 61-48
December 3, 1958	at Anderson College	W, 65-58	1940	at Ball State	W, 36-31	November 28, 1981	vs Baltimore	W, 52-50	January 8, 2000	vs Bradley	L, 51-62
March 2, 1961	vs Anderson College	L, 66-84	January 22, 1941	vs Ball State	L, 26-27				February 28, 2000	vs Bradley	W, 56-54
March 1963	at Anderson College	W, 98-67	February 26, 1941	at Ball State	W, 49-35	Baptist College			December 23, 2000	vs Bradley	W, 79-70
December 1965	vs Anderson College	W, 67-65	January 22, 1942	at Ball State	L, 44-47	ISU leads series, 1-0			February 17, 2001	at Bradley	L, 60-62
Appalachian State			February 25, 1942	vs Ball State	W, 38-30	December 3, 1977	vs Baptist College	W, 102-55	March 5, 2001	vs Bradley	W, 69-63
ISU leads series, 1-0			1943	at Ball State	W, 43-24				January 31, 2002	at Bradley	L, 57-60
December 30, 2000	vs Appalachian State	W, 76-62	1943	at Ball State	L, 34-38	Baylor			February 13, 2002	vs Bradley	W, 71-66
Arizona State			1943	at Ball State	W, 68-47	ISU leads series, 1-0			March 1, 2002	vs Bradley	L, 58-70
ISU trails series, 1-0			1948	at Ball State	W, 62-46	1947	vs Baylor	W, 64-59	January 22, 2003	vs Bradley	L, 45-63
December 1, 1988	at Arizona State	L, 91-106	January 13, 1949	vs Ball State	W, 69-48				February 5, 2003	at Bradley	L, 51-63
Arkansas			January 12, 1950	vs Ball State	W, 62-53	Bellarmine			January 3, 2004	at Bradley	L, 52-42
ISU trails series, 3-2			January 31, 1951	vs Ball State	W, 80-56	Series tied, 2-2			February 25, 2004	vs Bradley	L, 60-59
December 11, 1972	at Arkansas	L, 75-80	January 17, 1952	at Ball State	L, 60-66	December 28, 1957	vs Bellarmine	W, 83-70	January 2, 2005	at Bradley	L, 76-66
January 5, 1974	vs Arkansas	W, 92-82	February 16, 1952	vs Ball State	W, 72-51	February 1959	vs Bellarmine	L, 70-78	January 29, 2005	at Bradley	W, 73-63
January 3, 1976	at Arkansas	L, 71-91	January 15, 1953	vs Ball State	W, 63-61	December 16, 1972	vs Bellarmine	W, 85-66	March 4, 2005	vs Bradley	W, 63-61
March 17, 1979	vs #5 Arkansas	W, 73-71	January 30, 1953	at Ball State	L, 61-80	February 9, 1974	at Bellarmine	L, 65-67	January 23, 2006	at Bradley	L, 85-63
March 18, 2014	at Arkansas	L, 71-91	January 14, 1954	vs Ball State	L, 67-72				February 8, 2006	vs Bradley	W, 75-63
Arkansas State			January 29, 1954	at Ball State	L, 59-73	Belmont			January 13, 2007	vs Bradley	L, 76-59
ISU leads series, 2-1			January 15, 1955	vs Ball State	L, 66-71	ISU leads series, 4-1			February 24, 2007	at Bradley	L, 74-58
February 12, 1949	vs Arkansas State	W, 70-58	January 29, 1955	at Ball State	L, 71-75	November 29, 1954	vs Belmont	W, 66-55	January 30, 2008	at Bradley	L, 63-44
December 1, 2008	vs Arkansas State	L, 54-56	January 14, 1956	vs Ball State	W, 85-74	December 3, 1955	vs Belmont	W, 72-63	February 12, 2008	vs Bradley	W, 76-66
November 29, 2009	at Arkansas State	W, 77-72	January 25, 1956	at Ball State	L, 63-79	December 3, 1956	at Belmont	W, 64-56	January 13, 2009	vs Bradley	L, 52-63
Arkansas Tech			January 12, 1957	vs Ball State	L, 65-80	November 14, 2013	at Belmont	L, 95-96	January 24, 2009	vs Bradley	L, 56-68
ISU leads series, 2-0			February 6, 1957	at Ball State	L, 60-67	December 28, 2013	vs Belmont	W, 85-73	January 6, 2010	at Bradley	L, 85-91
March 15, 1950	vs Arkansas Tech	W, 87-79	January 11, 1958	vs Ball State	W, 75-55				February 16, 2010	vs Bradley	W, 75-69
March 1953	vs Arkansas Tech	W, 100-82	February 5, 1958	at Ball State	L, 70-73	Beloit College			December 29, 2010	vs Bradley	W, 80-66
Armour Institute			January 10, 1959	at Ball State	W, 77-72	ISU trails series, 5-1			January 12, 2011	at Bradley	W, 59-53
ISU leads series, 2-0			February 4, 1959	vs Ball State	W, 65-59	December 17, 1948	vs Beloit College	L, 71-79	December 31, 2011	at Bradley	W, 77-66
1935	vs Armour Institute	W, 55-37	January 9, 1960	vs Ball State	L, 75-76	March 12, 1949	vs Beloit College	L, 59-67	February 8, 2012	at Bradley	L, 60-68
1935	at Armour Institute	W, 48-43	February 3, 1960	at Ball State	W, 73-61	February 11, 1950	at Beloit College	L, 68-74	January 9, 2013	vs Bradley	W, 68-53
Armstrong State			January 7, 1961	vs Ball State	W, 84-69	January 14, 1952	vs Beloit College	W, 64-59	February 16, 2013	at Bradley	L, 68-80
ISU trails series, 1-0			January 24, 1961	at Ball State	L, 84-88	December 17, 1954	at Beloit College	L, 81-96	January 11, 2014	vs Bradley	W, 62-59
November 30, 1979	vs Armstrong State	L, 63-66	January 6, 1962	at Ball State	W, 92-87	December 12, 1955	vs Beloit College	L, 62-65	February 12, 2014	at Bradley	W, 68-62
Army			January 23, 1962	vs Ball State	L, 85-86				January 31, 2015	vs Bradley	W, 64-58
ISU trails series, 2-0			February 1963	vs Ball State	W, 68-58	Birmingham-Southern			February 28, 2015	at Bradley	W, 60-52
December 27, 1971	vs Army	L, 75-83	February 23, 1963	at Ball State	L, 73-93	ISU leads series, 1-0			February 6, 2016	at Bradley	L, 58-63
December 8, 1990	vs Army	L, 63-70	February 5, 1964	vs Ball State	L, 80-83	December 2, 2004	vs Birmingham-So.	W, 62-55	February 27, 2016	vs Bradley	W, 77-58
Auburn			February 1964	at Ball State	L, 71-97				January 14, 2017	vs Bradley	W, 81-71
ISU trails series, 1-0			January 6, 1965	vs Ball State	W, 96-88	Blackburn College			February 8, 2017	at Bradley	W, 56-54
November 16, 2017	vs Auburn	L, 64-83	February 13, 1965	at Ball State	L, 75-79	ISU leads series, 1-0			January 28, 2018	vs Bradley	L, 73-81
Auburn-Montgomery			January 8, 1966	vs Ball State	W, 99-87	December 20, 1986	vs Blackburn College	W, 78-36	February 24, 2018	at Bradley	W, 66-64
ISU trails series, 1-0			February 9, 1966	at Ball State	W, 75-73				January 5, 2019	vs Bradley	W, 65-60
December 9, 1980	vs Auburn-Mont.	L, 58-59	January 11, 1967	vs Ball State	W, 106-101	Boise State			February 9, 2019	at Bradley	L, 67-96
Augustana			January 28, 1967	at Ball State	W, 96-95	ISU trails series 1-0			January 25, 2020	vs Bradley	W, 61-53
ISU leads series, 2-0			January 10, 1968	vs Ball State	W, 94-81	December 3, 2011	at Boise State	L, 65-74	February 12, 2020	at Bradley	L, 72-61
1936	at Augustana	W, 30-26	January 27, 1968	at Ball State	W, 96-81				Brazil Independents		
December 9, 1976	vs Augustana	W, 94-69	January 11, 1969	vs Ball State	W, 85-70	Series tied, 2-2			ISU leads series, 2-0		
Austin Peay			February 12, 1969	at Ball State	L, 79-87	December 3, 1987	at Boston University	L, 67-81	February 9, 1906	at Brazil Independents	W, 31-21
Series tied, 3-3			January 10, 1970	at Ball State	W, 95-78	November 26, 1988	vs Boston University	W, 88-87	March 9, 1906	vs Brazil Independents	W, 26-21
December 1, 1956	at Austin Peay	L, 59-64	February 11, 1970	vs Ball State	W, 92-83	November 25, 1989	at Boston University	L, 60-73			
December 9, 1957	vs Austin Peay	W, 96-84	January 9, 1971	vs Ball State	W, 106-87	January 12, 1991	vs Boston University	W, 75-65	Bridgeport Brass		
December 7, 1990	vs Austin Peay	L, 82-87	February 10, 1971	at Ball State	W, 74-67				ISU leads series, 2-0		
December 4, 1999	at Austin Peay	L, 68-82	January 26, 1972	at Ball State	W, 80-78	Bowling Green			January 3, 1944	vs Bridgeport Brass	W, 46-23
December 2, 2000	vs Austin Peay	W, 76-70	February 9, 1972	vs Ball State	W, 60-57	ISU trails series, 2-1			January 24, 1944	at Bridgeport Brass	W, 48-47
November 24, 2014	vs Austin Peay	W, 61-57	February 3, 1973	vs Ball State	W, 90-81	December 21, 1985	at Bowling Green	L, 57-62	Brigham Young		
Baldwin Wallace			February 24, 1973	at Ball State	W, 78-72	December 29, 2001	vs Bowling Green	L, 55-56	ISU trails series, 2-0		
ISU leads series, 1-0			January 12, 1974	at Ball State	L, 82-98	December 22, 2007	vs Bowling Green	W, 62-57	December 19, 1950	at Brigham Young	L, 72-75
March 16, 1950	vs Baldwin Wallace	W, 61-39	January 26, 1974	vs Ball State	W, 86-74				December 20, 1950	at Brigham Young	L, 58-79
Ball State			January 11, 1975	at Ball State	L, 76-80	Bradley					
ISU leads series, 72-62			February 1, 1975	vs Ball State	W, 82-69	ISU trails series, 54-39					
March 1, 1919	at Ball State	W, 53-21	December 13, 1976	at Ball State	L, 76-79	December 28, 1968	at Bradley	L, 63-86	Brown		
March 1922	at Ball State	W, 31-1	December 11, 1977	at Ball State	W, 80-69	December 10, 1969	at Bradley	L, 73-74	ISU leads series, 1-0		
			December 29, 1977	vs Ball State	W, 82-50	January 16, 1978	vs Bradley	W, 73-67	November 22, 2014	vs Brown	W, 78-66
			December 12, 1978	at Ball State	W, 93-85	February 25, 1978	at Bradley	W, 74-68			
			December 22, 1979	vs Ball State	W, 71-58	March 1, 1978	vs Bradley	W, 88-81	Buffalo		
			December 13, 1980	at Ball State	L, 60-76	January 13, 1979	vs Bradley	W, 93-74	Series tied, 2-2		
			December 8, 1981	vs Ball State	W, 81-80	February 10, 1979	at Bradley	W, 91-72	November 29, 1975	vs Buffalo	W, 102-73
			December 1, 1982	at Ball State	L, 74-84	January 21, 1980	at Bradley	L, 60-61	February 21, 2004	vs Buffalo	L, 64-51
			December 3, 1983	vs Ball State	W, 69-57	February 11, 1980	vs Bradley	L, 60-62	November 27, 2004	at Buffalo	L, 92-64
			December 15, 1984	at Ball State	W, 91-86	January 3, 1981	at Bradley	L, 80-9			

SERIES HISTORY

ISU trails series, 68-60			December 14, 1991	at Butler	L, 65-80	December 5, 1977	at Central Michigan	W, 93-77	1923	at Concordia-St. Louis	L, 27-35
January 15, 1904	at Butler	L, 16-28	December 11, 1992	vs Butler	W, 70-56				1924	at Concordia-St. Louis	W, 43-38
February 27, 1904	vs Butler	W, 22-14	December 11, 1993	at Butler	L, 52-73	Central Missouri			1924	at Concordia-St. Louis	W, 47-40
February 11, 1905	vs Butler	W, 31-29	December 3, 1994	vs Butler	L, 67-84	ISU leads series, 2-0			1925	at Concordia-St. Louis	W, 27-19
January 19, 1907	vs Butler	L, 20-23	December 9, 1995	at Butler	L, 61-81	December 16, 1950	vs Central Missouri	W, 73-72	1925	at Concordia-St. Louis	W, 38-28
January 10, 1908	at Butler	L, 24-34	November 26, 1996	vs Butler	L, 48-70	December 30, 1954	vs Central Missouri	W, 56-50	1927	at Concordia-St. Louis	L, 19-39
January 21, 1910	at Butler	L, 8-25	December 6, 1997	at Butler	L, 63-65				1927	at Concordia-St. Louis	L, 29-34
February 12, 1910	at Butler	L, 15-37	November 21, 1998	vs Butler	W, 64-44	Central Normal			1929	at Concordia-St. Louis	W, 78-27
January 25, 1912	vs Butler	L, 17-25	December 1, 1999	at Butler	L, 55-77	ISU leads series, 17-5			January 10, 1930	vs Concordia-St. Louis	W, 46-12
February 1, 1912	vs Butler	L, 21-24	December 6, 2000	at Butler	W, 90-88	December 16, 1910	at Central Normal	W, 45-19	December 2, 1944	at Concordia-St. Louis	W, 46-34
January 17, 1913	at Butler	W, 29-11	November 25, 2001	at Butler	L, 49-69	December 13, 1912	at Central Normal	W, 82-19	December 22, 1944	vs Concordia-St. Louis	W, 67-49
January 31, 1913	at Butler	W, 43-33	December 5, 2002	vs Butler	L, 45-65	December 12, 1913	vs Central Normal	W, 48-19	1945	at Concordia-St. Louis	W, 71-36
February 20, 1914	at Butler	L, 23-24	December 20, 2003	at Butler	L, 57-39	December 11, 1914	vs Central Normal	W, 39-27	1946	at Concordia-St. Louis	W, 50-40
March 5, 1914	vs Butler	L, 29-34	December 11, 2004	vs Butler	W, 57-54	December 22, 1915	at Central Normal	L, 25-35	1948	at Concordia-St. Louis	W, 83-41
January 22, 1916	at Butler	L, 29-34	December 17, 2005	at Butler	W, 59-58	December 20, 1916	vs Central Normal	W, 30-22	November 29, 1948	vs Concordia-St. Louis	W, 71-39
February 10, 1917	vs Butler	W, 29-12	December 9, 2006	vs #15 Butler	W, 72-64	January 13, 1917	at Central Normal	W, 30-10	February 11, 1949	vs Concordia-St. Louis	W, 72-53
February 17, 1917	at Butler	W, 35-31	November 14, 2007	at #25 Butler	L, 76-48	December 20, 1917	at Central Normal	W, 51-37	November 28, 1949	vs Concordia-St. Louis	W, 55-33
February 8, 1919	vs Butler	W, 45-30	February 18, 2012	at #25 Butler	L, 54-75	February 12, 1918	at Central Normal	L, 22-29	February 22, 1952	at Concordia-St. Louis	W, 61-51
February 22, 1919	at Butler	W, 29-28	December 3, 2014	vs #23 Butler	L, 54-77	February 14, 1920	vs Central Normal	-	December 6, 1952	at Concordia-St. Louis	W, 57-51
January 17, 1920	at Butler	W, 20-26	December 5, 2015	at #25 Butler	L, 71-85	January 28, 1921	at Central Normal	W, 82-15	December 15, 1953	vs Concordia-St. Louis	W, 57-50
February 20, 1920	vs Butler	W, 34-22	December 7, 2016	vs #15 Butler	W, 72-71	December 12, 1922	at Central Normal	W, 24-22	November 22, 1954	at Concordia-St. Louis	L, 52-60
January 21, 1921	at Butler	L, 30-41	Calgary (Canada)			January 2, 1923	at Central Normal	W, 68-16	January 28, 1956	at Concordia-St. Louis	L, 51-60
February 11, 1921	at Butler	L, 28-31	ISU leads series, 1-0			1932	at Central Normal	W, 32-23	December 8, 1956	vs Concordia-St. Louis	W, 80-78
January 10, 1922	at Butler	L, 24-49	December 30, 1965	at Calgary	W, 111-65	1932	at Central Normal	L, 14-32	December 7, 1957	vs Concordia-St. Louis	W, 81-63
February 13, 1923	at Butler	L, 26-38				January 23, 1933	at Central Normal	L, 30-33	February 6, 1959	at Concordia-St. Louis	W, 91-45
1931	at Butler	L, 23-35	CS Northridge			February 21, 1933	vs Central Normal	W, 30-29	December 5, 1959	vs Concordia-St. Louis	W, 73-66
1932	at Butler	W, 35-31	ISU leads series, 1-0			1934	at Central Normal	L, 20-24	February 3, 1961	at Concordia-St. Louis	W, 94-93
December 9, 1932	at Butler	W, 40-21	December 19, 1970	vs CS Northridge	W, 86-68	February 14, 1942	at Central Normal	W, 37-31	December 1, 1961	vs Concordia-St. Louis	W, 73-45
1934	at Butler	L, 20-24				1943	at Central Normal	W, 46-38	January 24, 1964	at Concordia-St. Louis	W, 115-93
1935	at Butler	L, 40-54	Campbell			January 22, 1944	at Central Normal	W, 53-39	Crane Naval Depot		
1935	vs Butler	W, 47-31	ISU leads series, 2-0			January 31, 1944					

SERIES HISTORY

January 29, 2011	at Creighton	L, 69-83	December 20, 2008	vs DePauw	W, 66-60	Drury		January 22, 1957	vs Eastern Illinois	W, 111-91
January 21, 2012	at #18 Creighton	L, 49-75				Series tied, 1-1		December 18, 1957	vs Eastern Illinois	L, 70-83
February 26, 2012	vs Creighton	L, 60-61	DePauw Pre-Flight			1937	at Drury	February 15, 1958	at Eastern Illinois	W, 81-70
January 5, 2013	at #11 Creighton	L, 66-79	Series tied, 1-1			1947	vs Drury	December 11, 1958	at Eastern Illinois	L, 80-81
February 6, 2013	vs #13 Creighton	W, 76-57	February 20, 1944	vs DePauw Pre-Flight	W, 52-40			January 29, 1959	at Eastern Illinois	W, 90-73
March 9, 2013	vs Creighton	L, 43-64	February 12, 1944	at DePauw Pre-Flight	L, 33-37	Duquesne		December 10, 1959	vs Eastern Illinois	W, 86-72
						ISU trails series, 2-1		January 28, 1960	at Eastern Illinois	L, 56-65
Danville Athletic Club			Detroit			February 20, 1950	at Duquesne	December 8, 1960	vs Eastern Illinois	W, 102-84
ISU leads series, 1-0			ISU leads series, 1-0			December 9, 1966	vs Duquesne	February 22, 1961	vs Eastern Illinois	W, 95-86
November 24, 1944	vs Danville AC	W, 65-36	January 29, 1941	vs Detroit	W, 30-29	November 21, 2019	vs Duquesne	December 7, 1961	vs Eastern Illinois	W, 100-79
								February 19, 1962	at Eastern Illinois	W, 96-75
Dayton			Diamond Oilers			Earlham		December 1, 1962	vs Eastern Illinois	W, 79-67
ISU trails series, 1-0			Series tied, 1-1			ISU trails series, 10-7		January 22, 1963	at Eastern Illinois	W, 67-63
November 9, 2019	at Dayton	L, 86-81	December 17, 1933	vs Diamond Oilers	L, 17-33	February 15, 1907	vs Earlham	December 11, 1963	at Eastern Illinois	W, 88-81
			1935	vs Diamond Oilers	W, 26-22	February 15, 1908	vs Earlham	January 22, 1964	vs Eastern Illinois	W, 101-87
Denver			Drake			February 26, 1909	vs Earlham	January 27, 1965	vs Eastern Illinois	L, 68-90
ISU leads series, 1-0			ISU leads series, 47-44			January 30, 1914	vs Earlham	February 10, 1965	vs Eastern Illinois	W, 81-76
December 4, 1976	vs Denver	W, 78-65	1945			January 15, 1915	vs Earlham	January 26, 1966	vs Eastern Illinois	W, 110-91
			February 2, 1976	at Drake	W, 64-37	February 12, 1915	at Earlham	February 13, 1967	at Eastern Illinois	W, 88-76
DePaul			December 28, 1976	vs Drake	W, 79-73	January 14, 1916	at Earlham	February 26, 1967	vs Eastern Illinois	W, 93-65
ISU trails series, 11-2			January 14, 1978	at Drake	W, 92-80	February 11, 1916	vs Earlham	February 13, 1967	at Eastern Illinois	W, 98-76
1936	at DePaul	L, 29-28	February 18, 1978	vs Drake	W, 90-71	January 12, 1917	at Earlham	February 12, 1968	at Eastern Illinois	W, 100-71
1945	at DePaul	L, 47-52	February 6, 1979	vs Drake	W, 100-79	February 23, 1917	vs Earlham	December 17, 1968	vs Eastern Illinois	W, 80-72
1946	at DePaul	L, 56-74	February 20, 1979	at Drake	W, 76-68	January 25, 1918	at Earlham	February 9, 1970	at Eastern Illinois	W, 71-64
March 5, 1975	at DePaul	L, 66-89	January 14, 1980	vs Drake	W, 79-69	February 25, 1918	vs Earlham	December 17, 1970	vs Eastern Illinois	W, 79-74
February 11, 1976	vs DePaul	L, 62-71	February 4, 1980	at Drake	L, 80-85	February 14, 1919	at Earlham	February 24, 1972	at Eastern Illinois	L, 77-92
March 24, 1979	at #6 DePaul	W, 76-74	January 22, 1981	at Drake	W, 91-90	1925	at Earlham	December 5, 1972	vs Eastern Illinois	W, 80-63
February 20, 1985	at DePaul	L, 65-77	February 14, 1981	at Drake	L, 78-91	1926	at Earlham	January 19, 1974	at Eastern Illinois	W, 80-63
February 19, 1986	vs DePaul	L, 44-48	February 4, 1982	at Drake	L, 48-65	1927	at Earlham	January 15, 1975	vs Eastern Illinois	W, 66-64
January 19, 1987	at DePaul	L, 49-61	February 25, 1982	vs Drake	W, 69-61	1927	at Earlham	February 7, 1976	at Eastern Illinois	L, 61-63
February 2, 1988	vs DePaul	L, 56-64	January 29, 1983	at Drake	L, 63-84			January 2, 1982	at Eastern Illinois	W, 88-64
November 29, 2003	vs DePaul	L, 78-66	February 24, 1983	vs Drake	L, 56-73	East Central Oklahoma		December 10, 1983	vs Eastern Illinois	W, 87-79
November 29, 2008	at DePaul	L, 70-75	January 28, 1984	at Drake	W, 85-82	ISU leads series, 1-0		December 1, 1984	at Eastern Illinois	L, 67-68
December 8, 2010	vs DePaul	W, 73-51	February 23, 1984	vs Drake	L, 83-100	March 18, 1950	vs E. Central Oklahoma	December 7, 1985	vs Eastern Illinois	W, 60-59
			January 10, 1985	vs Drake	W, 73-70			January 7, 1987	at Eastern Illinois	L, 59-61
DePauw			January 28, 1985	at Drake	L, 67-69	Eastern Illinois		December 5, 1987	vs Eastern Illinois	L, 64-63
ISU trails series, 39-34			January 16, 1986	vs Drake	L, 72-77	ISU leads series, 90-37		February 21, 1989	vs Eastern Illinois	L, 93-95
January 23, 1904	at DePauw	L, 21-38	February 17, 1986	at Drake	L, 59-62	January 28, 1910	vs Eastern Illinois	November 27, 1989	at Eastern Illinois	L, 58-60
March 12, 1904	at DePauw	L, 27-29	January 24, 1987	at Drake	L, 45062	February 25, 1910	at Eastern Illinois	November 25, 1991	at Eastern Illinois	L, 50-59
January 23, 1905	vs DePauw	L, 23-26	February 5, 1987	vs Drake	W, 70-62	December 8, 1911	vs Eastern Illinois	December 7, 1992	vs Eastern Illinois	W, 74-54
February 26, 1905	at DePauw	L	January 7, 1988	at Drake	L, 54-63	February 12, 1913	at Eastern Illinois	December 1, 1993	at Eastern Illinois	L, 76-81
January 22, 1906	at DePauw	L, 11-25	January 28, 1988	vs Drake	W, 84-78	January 6, 1914	at Eastern Illinois	December 16, 1993	vs Eastern Illinois	W, 70-54
February 23, 1906	vs DePauw	L, 16-25	January 24, 1989	vs Drake	L, 51-56	February 1914	vs Eastern Illinois	December 4, 1996	at Eastern Illinois	W, 74-68
January 25, 1907	at DePauw	L, 17-20	January 30, 1989	at Drake	L, 72-89	January 10, 1920	vs Eastern Illinois	November 22, 1997	vs Eastern Illinois	W, 92-81
February 9, 1907	vs DePauw	L, 18-20	February 17, 1990	vs Drake	W, 71-45	February 6, 1920	at Eastern Illinois	November 18, 1998	at Eastern Illinois	L, 63-70
February 1, 1907	vs DePauw	W, 2-0	February 26, 1990	at Drake	L, 64-73	January 14, 1921	vs Eastern Illinois	December 19, 1999	vs Eastern Illinois	W, 102-91
February 5, 1908	at DePauw	L, 9-51	January 30, 1991	vs Drake	W, 71-55	February 17, 1921	at Eastern Illinois	November 28, 2001	at Eastern Illinois	L, 71-74
February 7, 1910	at DePauw	L, 16-44	February 9, 1991	at Drake	W, 70-61	February 2, 1922	at Eastern Illinois	December 7, 2002	vs Eastern Illinois	W, 63-57
January 4, 1911	at DePauw	L, 11-45	February 1, 1992	at Drake	W, 61-59	February 18, 1922	vs Eastern Illinois	December 6, 2003	vs Eastern Illinois	W, 71-56
January 12, 1911	vs DePauw	L, 1-32	February 10, 1992	vs Drake	W, 55-46	January 20, 1923	at Eastern Illinois	December 4, 2004	vs Eastern Illinois	W, 76-56
January 9, 1912	at DePauw	W, 18-10	January 14, 1993	vs Drake	W, 96-73	February 14, 1923	at Eastern Illinois	December 3, 2005	at Eastern Illinois	W, 66-58
February 13, 1912	vs DePauw	W, 18-24	February 9, 1993	at Drake	L, 74-76	1924	at Eastern Illinois	November 11, 2011	vs Eastern Illinois	W, 79-72
January 10, 1913	at DePauw	W, 35-31	February 5, 1994	at Drake	L, 70-74	1924	at Eastern Illinois	February 7, 2013	at Eastern Illinois	W, 66-48
January 24, 1913	at DePauw	W, 32-36	February 19, 1994	vs Drake	L, 62-63	1926	at Eastern Illinois	December 20, 2014	vs Eastern Illinois	L, 56-60
February 17, 1916	vs DePauw	W, 38-20	January 28, 1995	vs Drake	L, 77-83	1926	at Eastern Illinois	December 1, 2015	at Eastern Illinois	L, 62-68
January 18, 1917	at DePauw	L, 17-22	January 16, 1996	at Drake	L, 65-81	1928	at Eastern Illinois	December 21, 2016	vs Eastern Illinois	W, 88-85
March 2, 1917	vs DePauw	W, 44-25	February 8, 1996	vs Drake	W, 85-83	1931	at Eastern Illinois			
December 12, 1919	at DePauw	L, 8-61	January 8, 1997	at Drake	W, 67-63	1931	at Eastern Illinois	Eastern Kentucky		
1923	at DePauw	L, 14-46	February 23, 1998	vs Drake	W, 76-64	1932	vs Eastern Illinois	Series tied, 3-3		
1924	at DePauw	L, 20-27	February 4, 1999	at Drake	W, 70-65	1932	at Eastern Illinois	1948	at Eastern Kentucky	L, 51-57
1925	at DePauw	W, 35-29	February 13, 1999	vs Drake	W, 68-56	December 13, 1932	vs Eastern Illinois	December 1, 1973	at Eastern Kentucky	L, 82-86
1926	at DePauw	L, 32-45	February 23, 2000	vs Drake	L, 63-73	January 10, 1933	at Eastern Illinois	December 7, 1974	vs Eastern Kentucky	W, 97-70
1927	at DePauw	L, 25-28	January 22, 2000	vs Drake	W, 67-48	1933	at Eastern Illinois	December 22, 1998	at Eastern Kentucky	W, 78-61
1928	at DePauw	W, 29-18	January 23, 2001	vs Drake	W, 67-62	1934	at Eastern Illinois	November 24, 1998	vs Eastern Kentucky	W, 78-54
1928	at DePauw	W, 32-28	February 15, 2001	at Drake	W, 73-56	1934	vs Eastern Illinois	November 14, 2010	vs Eastern Kentucky	L, 59-64
1929	vs DePauw	L, 25-37	December 9, 2001	at Drake	W, 72-61	December 17, 1935	at Eastern Illinois			
1929	at DePauw	L, 25-26	February 19, 2002	vs Drake	L, 71-85	January 7, 1936	vs Eastern Illinois	Eastern Michigan		
December 12, 1929	vs DePauw	W, 32-27	January 18, 2003	vs Drake	L, 60-62	December 16, 1936	vs Eastern Illinois	ISU leads series, 5-2		
January 24, 1930	at DePauw	W, 75-52	February 12, 2003	vs Drake	L, 54-68	January 7, 1937	at Eastern Illinois	December 30, 1960	vs Eastern Michigan	W, 102-50
December 7, 1949	vs DePauw	W, 55-47	January 22, 2004	vs Drake	W, 63-62	1937	at Eastern Illinois	February 15, 1969	vs Eastern Michigan	W, 92-89
January 14, 1950	at DePauw	L, 62-74	February 4, 2004	at Drake	W, 80-70	1938	at Eastern Illinois	January 24, 1970	vs Eastern Michigan	L, 89-100
December 7, 1950	at DePauw	L, 60-67	December 30, 2004	vs Drake	L, 69-66	1938	at Eastern Illinois	February 14, 1977	vs Eastern Michigan	W, 87-68
January 13, 1951	vs DePauw	L, 61-62	February 22, 2005	at Drake	L, 74-69	1939	at Eastern Illinois	December 17, 1978	at Eastern Michigan	W, 81-72
December 15, 1951	at DePauw	W, 71-52	January 11, 2006	at Drake	L, 63-60	1939	at Eastern Illinois	December 10, 1988	vs Eastern Michigan	L, 68-74
January 10, 1952	vs DePauw	W, 61-58	January 18, 2006	vs Drake	L, 76-59	1940	at Eastern Illinois	December 2, 1989	at Eastern Michigan	W, 68-61
December 9, 1952	at DePauw	W, 81-75	March 2, 2006	vs Drake	L, 77-68	December 13, 1940	vs Eastern Illinois			
December 12, 1953	vs DePauw	W, 71-66	December 30, 2006	vs Drake	W, 72-63	January 15, 1941	at Eastern Illinois	Eastern Texas		
January 9, 1954	at DePauw	L, 57-67	January 18, 2007	at Drake	W, 84-73	December 16, 1941	at Eastern Illinois	ISU leads series, 1-0		
December 11, 1954	at DePauw	L, 59-79	January 9, 2008	at Drake	L, 74-68	January 14, 1942	vs Eastern Illinois	March 1953	vs Eastern Texas	W, 74-71
February 5, 1955	vs DePauw	L, 61-64	February 2, 2008	vs #16 Drake	L, 75-50	1942	at Eastern Illinois			
December 10, 1955	at DePauw	L, 72-83	March 7, 2008	vs #20 Drake	L, 83-77	1943	at Eastern Illinois	Eckerd		
February 4, 1956	vs DePauw	L, 61-65	January 7, 2009	vs Drake	L, 68-46	December 10, 1943	at Eastern Illinois	ISU leads series, 1-0		
December 13, 1956	vs DePauw	L, 55-73	February 11, 2009	vs Drake	L, 50-69	December 17, 1943	vs Eastern Illinois	December 1, 1994	vs Eckerd	W, 106-79
January 19, 1957	at DePauw	L, 48-55	March 5, 2009	vs Drake	W, 69-57	January 13, 1944	at Eastern Illinois			
December 17, 1957	at DePauw	L, 52-70	January 3, 2010	at Drake	W, 72-55	November 28, 1944	vs Eastern Illinois	Elon		
January 21, 1958	vs DePauw	L, 69-77	February 13, 2010	vs Drake	W, 60-46	December 6, 1944	at Eastern Illinois	Series tied, 1-1		
January 20, 1959	vs DePauw	W, 65-56	January 9, 2011	at Drake	W, 76-66	1945	at Eastern Illinois	December 18, 2000	vs Elon	W, 80-54
February 14, 1959	at DePauw	L, 73-81	February 12, 2011	vs Drake	W, 72-67	1946	at Eastern Illinois	December 22, 2017	vs Elon	L, 68-73
January 19, 1960	vs DePauw	W, 78-71	December 28, 2011	at Drake	L, 64-79	1947	at Eastern Illinois			
February 13, 1960	at DePauw	L, 89-94	February 1, 2012	vs Drake	W, 61-54	1948	at Eastern Illinois	Emporia State		
January 17, 1961	vs DePauw	W, 82-72	February 2, 2013	at Drake	L, 71-74	1948	at Eastern Illinois	ISU leads series, 3-0		
January 16, 1962	vs DePauw	L, 79-91	February 27, 2013	vs Drake	L, 56-57	December 8, 1948	vs Eastern Illinois	March 10, 1949	vs Emporia State	W, 67-66
February 10, 1962	at DePauw	W, 84-69	January 8, 2014	at Drake	W, 77-73	February 4, 1949	at Eastern Illinois	December 28, 1955	at Emporia State	W, 67-53
January 16, 1963	at DePauw	W, 93-65	February 9, 2014	at Drake	W, 60-56	February 1, 1950	vs Eastern Illinois	December 29, 1956	vs Emporia State	W, 73-61
February 13, 1963	vs DePauw	W, 83-67	January 17, 2015	at Drake	L, 78-84	February 8, 1950	at Eastern Illinois			
January 14, 1964	at DePauw	L, 71-87	February 14, 2015	vs Drake	W, 75-54	December 18, 1951	at Eastern Illinois	Evansville		
February 8, 1964	vs DePauw	W, 93-80	January 6, 2016	at Drake	W, 79-69	February 26, 1952	vs Eastern Illinois	ISU leads series, 93-82		
January 14, 1965	at DePauw	L, 94-102	February 2, 2016	vs Drake	W, 63-56	December 16, 1952	vs Eastern Illinois	January 7, 1921	at Evansville	W, 28-14
February 20, 1965	vs DePauw	W, 101-80	January 11, 2017	vs Drake	L, 70-87	February 17, 1953	at Eastern Illinois	February 18, 1921	vs Evansville	W, 65-18
December 1965	vs DePauw	W, 120-75	February 11, 2017	vs Drake	W, 84-60	December 10, 1953	at Eastern Illinois	January 6, 1922	at Evansville	W, 40-11
February 16, 1966	at DePauw	W, 97-90	January 6, 2018	vs Drake	L, 72-75	February 11, 1954	vs Eastern Illinois</			

SERIES HISTORY

1930	at Evansville	L, 16-19	January 13, 1996	vs Evansville	L, 67-71	1931	at Franklin	L, 36-46			
1931	at Evansville	W, 44-34	February 14, 1996	at Evansville	L, 52-73	1931	at Franklin	W, 35-22	Houston		
1931	vs Evansville	W, 30-22	January 22, 1997	vs Evansville	L, 59-70	1932	at Franklin	W, 36-35	Series tied, 1-1		
1932	at Evansville	L, 25-29	February 24, 1997	at Evansville	L, 72-76	1932	vs Franklin	L, 29-31	1946	vs Houston	W, 62-43
December 6, 1932	vs Evansville	L, 32-34	December 20, 1997	vs Evansville	W, 62-52	1938	at Franklin	W, 28-23	March 9, 1977	vs Houston	L, 82-83
March 2, 1933	at Evansville	W, 34-28	February 15, 1998	at Evansville	L, 73-76	1938	at Franklin	L, 35-54			
1933	at Evansville	L, 30-50	December 19, 1998	at Evansville	L, 75-82	1939	at Franklin	L, 36-43	Huntington College		
1934	at Evansville	L, 22-23	February 10, 1999	vs Evansville	L, 65-68	1939	at Franklin	L, 28-29	ISU leads series, 2-0		
1934	vs Evansville	W, 44-22	February 12, 2000	vs Evansville	W, 69-60	December 29, 1952	vs Franklin	W, 76-61	December 2, 1948	vs Huntington College	W, 73-39
1935	at Evansville	L, 33-37	February 26, 2000	at Evansville	W, 55-52	December 4, 1954	vs Franklin	L, 64-67	November 30, 1949	vs Huntington College	W, 84-52
January 16, 1936	at Evansville	L, 28-38	January 17, 2001	at Evansville	W, 77-66						
February 16, 1936	vs Evansville	W, 41-39	February 21, 2001	vs Evansville	W, 78-42	Fredonia State			Hymera		
January 21, 1937	vs Evansville	W, 41-26	January 5, 2002	vs Evansville	W, 45-40	ISU leads series, 1-0			ISU leads series, 1-0		
1937	at Evansville	L, 32-52	February 16, 2002	at Evansville	W, 82-71	November 28, 1987	vs Fredonia State	W, 68-56	December 5, 1902	at Hymera	W, 23-6
1938	at Evansville	L, 39-42	January 5, 2003	vs Evansville	W, 86-60						
1938	at Evansville	L, 33-36	March 3, 2003	at Evansville	L, 69-77	Fresno State			Idaho State		
1939	at Evansville	W, 41-28	December 31, 2003	vs Evansville	W, 72-52	ISU leads series, 1-0			ISU trails series, 1-0		
December 4, 1943	vs Evansville	W, 62-37	March 1, 2004	at Evansville	W, 71-56	December 12, 1986	vs Fresno State	W, 55-44	December 30, 1975	vs Idaho State	L, 74-76
January 5, 1944	at Evansville	W, 51-29	March 5, 2004	vs Evansville	L, 63-59						
December 13, 1944	at Evansville	L, 54-56	January 22, 2005	at Evansville	L, 64-59	Gardner-Webb			Illinois		
January 11, 1945	vs Evansville	W, 72-53	February 12, 2005	vs Evansville	W, 81-67	ISU leads series, 1-0			ISU trails series, 2-0		
1946	at Evansville	W, 59-37	January 7, 2006	at Evansville	L, 63-58	November 23, 2003	vs Gardner-Webb	W, 67-53	December 8, 1989	at Illinois	L, 59-93
1946	at Evansville	W, 49-41	February 25, 2006	vs Evansville	L, 77-75				November 27, 2014	vs Illinois	L, 62-88
1946	at Evansville	W, 49-41	January 24, 2007	vs Evansville	L, 50-49						
1947	at Evansville	L, 48-49	February 11, 2007	at Evansville	L, 76-61	Geneva			Illinois-Chicago		
1947	at Evansville	W, 80-46	December 29, 2007	at Evansville	W, 70-56	ISU trails series, 1-0			Series tied, 1-1		
1948	at Evansville	W, 52-44	January 23, 2008	vs Evansville	W, 72-42	March 1954	vs Geneva	L, 82-88	November 18, 2001	at Illinois-Chicago	L, 54-70
1948	at Evansville	W, 64-40	January 4, 2009	vs Evansville	L, 59-65				December 23, 2002	vs Illinois-Chicago	W, 73-54
January 29, 1949	at Evansville	W, 69-68	January 17, 2009	at Evansville	L, 57-63	George Field					
February 5, 1949	vs Evansville	W, 76-54	January 10, 2010	vs Evansville	W, 69-55	ISU leads series, 4-0					
January 21, 1950	vs Evansville	W, 66-53	January 31, 2010	at Evansville	W, 63-56	1942	at George Field	W, 78-33	Illinois-Springfield		
January 28, 1950	at Evansville	W, 69-57	January 1, 2011	at Evansville	L, 59-64	1943	at George Field	W, 74-27	ISU leads series, 1-0		
March 8, 1950	vs Evansville	W, 73-61	January 26, 2011	vs Evansville	L, 63-66	November 13, 1943	vs George Field	W, 43-24	December 16, 2015	vs Illinois-Springfield	W, 75-60
January 25, 1951	vs Evansville	L, 51-61	March 4, 2011	vs Evansville	W, 52-50	February 7, 1944	at George Field	W, 49-38			
February 8, 1951	at Evansville	L, 45-64	January 10, 2012	vs Evansville	W, 80-79				Illinois State		
January 24, 1952	at Evansville	L, 64-66	January 29, 2012	at Evansville	W, 90-81	George Washington			ISU trails series, 65-60		
February 7, 1952	vs Evansville	W, 81-53	January 19, 2013	vs Evansville	W, 72-62	ISU trails series, 1-0			January 1914	vs Illinois State	L, 26-31
January 17, 1953	at Evansville	L, 74-79	March 2, 2013	at Evansville	L, 68-84	November 19, 1999	vs George Washington	L, 74-80	1934	vs Illinois State	L, 26-31
February 5, 1953	vs Evansville	W, 80-65	March 8, 2013	vs Evansville	W, 51-50				1935	vs Illinois State	W, 38-30
March 4, 1953	vs Evansville	W, 62-59	January 4, 2014	at Evansville	W, 81-62	Georgetown (Ky.)			December 14, 1935	at Illinois State	W, 39-22
January 7, 1954	vs Evansville	W, 62-58	February 19, 2014	vs Evansville	W, 59-54	ISU leads series, 3-0			February 1, 1936	at Illinois State	L, 32-33
February 24, 1954	at Evansville	L, 66-76	January 4, 2015	vs Evansville	W, 79-75	February 8, 1917	vs Georgetown	W, 66-27	1938	at Illinois State	W, 28-24
January 6, 1955	vs Evansville	L, 76-79	January 27, 2015	at Evansville	L, 78-89	1948	vs Georgetown	W, 86-43	1938	at Illinois State	L, 38-40
February 17, 1955	at Evansville	L, 70-104	December 30, 2015	at Evansville	L, 62-70	December 26, 1956	vs Georgetown	W, 89-80	1939	at Illinois State	W, 31-28
January 5, 1956	vs Evansville	L, 90-94	January 24, 2016	vs Evansville	W, 82-65				February 7, 1941	at Illinois State	W, 43-33
February 16, 1956	at Evansville	L, 73-80	March 5, 2016	vs Evansville	L, 42-68	Georgia			February 21, 1941	at Illinois State	L, 33-34
January 4, 1957	vs Evansville	L, 85-91	February 1, 2017	vs Evansville	W, 85-84	ISU trails series, 1-0			December 16, 1944	at Illinois State	L, 41-49
February 16, 1957	vs Evansville	L, 62-90	February 25, 2017	at Evansville	L, 63-65	November 23, 2000	vs Georgia	L, 62-82	1945	vs Illinois State	W, 65-51
January 18, 1958	at Evansville	L, 73-89	March 2, 2017	vs Evansville	L, 72-83				February 5, 1945	vs Illinois State	W, 59-46
January 28, 1958	vs Evansville	L, 85-93	January 17, 2018	at Evansville	W, 71-66	Georgia Southern			1946	vs Illinois State	W, 58-31
January 17, 1959	at Evansville	L, 69-87	February 21, 2018	vs Evansville	W, 58-53	ISU leads series, 3-1			1947	at Illinois State	W, 74-47
February 17, 1959	at Evansville	W, 77-64	January 12, 2019	at Evansville	W, 72-66	March 1959	vs Georgia Southern	L, 70-73	December 20, 1960	vs Illinois State	W, 75-68
January 23, 1960	at Evansville	L, 61-77	February 6, 2019	vs Evansville	W, 85-62	December 31, 1994	vs Georgia Southern	W, 85-66	1961	at Illinois State	L, 75-84
February 16, 1960	vs Evansville	L, 69-73	January 15, 2020	vs Evansville	W, 65-42	December 22, 1995	vs Georgia Southern	W, 69-60	1962	vs Illinois State	W, 86-57
January 21, 1961	at Evansville	W, 105-102	February 23, 2020	at Evansville	W, 64-62	November 23, 1996	vs Georgia Southern	W, 88-76	December 4, 1963	at Illinois State	W, 58-55
February 14, 1961	vs Evansville	W, 91-90							December 3, 1964	vs Illinois State	W, 91-82
January 20, 1962	at Evansville	L, 75-84	Fairfield						December 1, 1965	at Illinois State	W, 103-87
February 13, 1962	vs Evansville	W, 100-84	ISU leads series, 1-0						1968	vs Illinois State	W, 98-93
January 12, 1963	at Evansville	L, 56-67	November 27, 2011	vs Fairfield	W, 72-66				January 14, 1969	at Illinois State	W, 100-88
February 1963	vs Evansville	L, 67-69							December 20, 1969	vs Illinois State	W, 96-83
January 11, 1964	at Evansville	L, 81-123	Fairleigh Dickinson						December 22, 1970	vs Illinois State	W, 105-84
February 16, 1964	at Evansville	L, 79-105	ISU leads series, 4-1						January 13, 1971	at Illinois State	W, 89-88
February 6, 1965	vs Evansville	L, 76-97	March 5, 1951	vs Fairleigh Dickinson	W, 79-72	Hanover			January 8, 1972	vs Illinois State	W, 69-66
February 23, 1965	at Evansville	L, 84-112	January 15, 1974	vs Fairleigh Dickinson	W, 87-62	ISU leads series, 19-5			January 29, 1972	vs Illinois State	L, 76-91
January 29, 1966	at Evansville	L, 79-82	January 3, 1990	vs Fairleigh Dickinson	W, 73-68	January 17, 1906	vs Hanover	L, 24-26	February 7, 1973	at Illinois State	L, 79-94
February 1966	vs Evansville	L, 89-98	December 28, 1995	vs Fairleigh Dickinson	W, 68-59	February 1, 1907	vs Hanover	W, 40-13	March 3, 1973	vs Illinois State	W, 76-71
February 1, 1967	at Evansville	W, 101-100	December 7, 1996	at Fairleigh Dickinson	L, 71-74	February 7, 1908	vs Hanover	W, 21-13	March 2, 1974	vs Illinois State	L, 73-76
January 31, 1968	vs Evansville	L, 78-84				January 12, 1909	vs Hanover	L, 14-24	February 26, 1975	at Illinois State	L, 91-99
February 17, 1968	at Evansville	W, 68-58	Findley			January 15, 1910	vs Hanover	L, 4-54	January 21, 1976	vs Illinois State	L, 63-72
January 30, 1969	vs Evansville	W, 90-86	Series tied, 1-1			January 28, 1911	at Hanover	W, 18-16	January 25, 1977	at Illinois State	L, 64-70
February 22, 1969	at Evansville	W, 81-76	March 1953	vs Findley	W, 106-70	February 16, 1911	vs Hanover	L, 20-27	January 31, 1977	vs Illinois State	W, 100-84
January 28, 1970	at Evansville	L, 87-88	December 30, 1953	vs Findley	L, 59-65	February 10, 1912	at Hanover	W, 16-11	January 21, 1978	vs Illinois State	L, 76-81
February 21, 1970	vs Evansville	W, 102-98				February 29, 1912	at Hanover	W, 25-22	March 10, 1978	vs Illinois State	W, 73-71
January 19, 1971	vs Evansville	W, 95-72	Florida State			March 7, 1913	at Hanover	W, 13-12	December 4, 1978	at Illinois State	W, 78-76
February 20, 1971	at Evansville	L, 83-90	ISU leads series, 1-0			February 20, 1914	at Hanover	L, 24-30	December 10, 1979	at Illinois State	L, 58-66
January 17, 1972	vs Evansville	W, 87-82	December 27, 1973	vs Florida State	W, 93-92	February 19, 1936	at Hanover	W, 32-20	December 15, 1980	vs Illinois State	W, 88-85
February 19, 1972	at Evansville	L, 87-102				February 19, 1937	at Hanover	W, 45-29	January 14, 1982	vs Illinois State	L, 63-81
January 13, 1973	vs Evansville	L, 71-75	Fort Sheridan			1947	at Hanover	W, 70-35	January 30, 1982	at Illinois State	L, 61-92
January 31, 1973	at Evansville	W, 71-68	ISU trails series, 1-0			1948	at Hanover	W, 74-41	January 15, 1983	vs Illinois State	L, 82-96
January 9, 1974	at Evansville	L, 86-107	1946	vs Fort Sheridan	L, 49-51	March 7, 1950	vs Hanover	W, 74-48	February 19, 1983	vs Illinois State	L, 64-79
March 4, 1974	vs Evansville	W, 73-71				November 29, 1950	vs Hanover	W, 85-66	January 21, 1984	vs Illinois State	L, 70-87
January 2, 1975	vs Evansville	W, 87-71	Franklin			December 6, 1951	vs Hanover	W, 58-46	February 25, 1984	vs Illinois State	W, 54-47
January 29, 1975	at Evansville	W, 69-67	ISU trails series, 23-13			March 4, 1952	vs Hanover	W, 45-42	January 24, 1985	vs Illinois State	L, 83-85
January 17, 1976	at Evansville	L, 75-78	January 29, 1909	vs Franklin	W, 32-26	December 4, 1952	at Hanover	W, 80-67	February 27, 1985	at Illinois State	L, 64-75
March 1, 1976	vs Evansville	W, 87-79	January 14, 1910	at Franklin	L, 5-40	January 8, 1958	vs Hanover	W, 61-53	March 5, 1985	at Illinois State	W, 66-61
January 3, 1977	vs Evansville	W, 104-68	February 15, 1910	vs Franklin	L, 11-15			W, 57-52	January 6, 1986	vs Illinois State	W, 58-64
February 26, 1977	at Evansville	W, 78-63	January 27, 1911	at Franklin	L, 19-39				January 25, 1986	at Illinois State	L, 73-77
December 10, 1977	vs Evansville	W, 102-76	February 4, 1911	vs Franklin	L, 17-47	Hamline			January 10, 1987	at Illinois State	L, 57-86
December 2, 1978	at Evansville	W, 74-70	February 28, 1912	at Franklin	L, 17-34	Series tied, 1-1			February 8, 1987	vs Illinois State	W, 74-73
December 20, 1979	vs Evansville	W, 53-51	March 1912	at Franklin	L	March 1942	at Hamline	L, 51-45	February 28, 1987	vs Illinois State	L, 55-70
December 6, 1980	at Evansville	L, 59-83	January 24, 1914	vs Franklin	W, 25-12	1946		W, 54-43	January 20, 1988	at Illinois State	L, 64-72
December 5, 1981	vs Evansville	W, 67-58	February 11, 1914	at Franklin	W, 25-22				February 17, 1988	vs Illinois State	L, 59-69
December 11, 1982	at Evansville	W, 96-81	January 29, 1915	vs Franklin	W, 19-10	Hawaii			February 11, 1989	vs Illinois State	L, 83-86
December 8, 1983	vs Evansville	W, 65-61	February 26, 1915	at Franklin	L, 19-10	ISU trails series, 2-0			February 25, 1989	vs Illinois State	L, 68-78
December 8, 1984	at Evansville	L, 70-72	February 2, 1917	vs Franklin	L, 34-40	December 13, 1986	at Hawaii	L, 61-63	January 13, 1990	vs Illinois State	W, 58-43
December 4, 1985	vs Evansville	W, 51-42	January 26, 1918	at Franklin	L, 15-22	December 19, 1988	vs Hawaii	L, 61-88	January 5, 1991	vs Illinois State	W, 75-70
December 6, 1986	at Evansville	L, 60-63	January 30, 1920	at Franklin	L, 25-43				January 14, 1991	at Illinois State	L, 55-56
December 30, 1987	at Evansville	L, 58-74	January 22, 1921	at Franklin							

SERIES HISTORY

March 1, 1997	vs Illinois State	L, 58-72	December 11, 1961	at Indiana Central	W, 100-74	Lamar			1939	at Manchester	L, 33-38
December 30, 1997	at Illinois State	L, 59-76	March 6, 1962	at Indiana Central	W, 91-90	ISU leads series, 1-0			1940	at Manchester	W, 54-51
February 7, 1998	vs Illinois State	L, 66-75	December 5, 1967	at Indiana Central	W, 84-73	December 7, 2008	vs Lamar	W, 68-66	1940	at Manchester	W, 42-33
January 27, 1999	at Illinois State	W, 77-67							February 25, 1950	at Manchester	W, 62-58
February 22, 1999	vs Illinois State	W, 65-64	Indiana Law			Lawrence College			December 9, 1950	vs Manchester	W, 92-53
January 12, 2000	at Illinois State	W, 56-54	ISU leads series, 2-0			ISU leads series, 1-0			December 1951	at Manchester	W, 68-55
February 2, 2000	vs Illinois State	W, 77-57	December 16, 1921	vs Indiana Law	W, 61-14	November 25, 1979	vs Lawrence College	W, 99-56	February 7, 1953	vs Manchester	W, 101-76
January 6, 2001	at Illinois State	W, 78-71	December 1922	at Indiana Law	W, 59-7				March 2, 1954	vs Manchester	W, 83-69
February 10, 2001	vs Illinois State	W, 74-68				Lawrence Tech			December 1965	vs Manchester	W, 102-94
January 12, 2002	at Illinois State	L, 54-68	Indianapolis			Series tied, 1-1			December 3, 1966	vs Manchester	W, 71-65
February 9, 2002	vs Illinois State	L, 61-67	ISU leads series, 13-10			January 16, 1954	at Lawrence Tech	L, 54-73	November 27, 1982	vs Manchester	W, 113-76
February 8, 2003	at Illinois State	L, 52-60	1934	at Indianapolis	L, 27-29	January 8, 1955	at Lawrence Tech	W, 84-60			
March 1, 2003	vs Illinois State	L, 50-80	1934	at Indianapolis	L, 29-44				Manitoba (Canada)		
January 10, 2004	vs Illinois State	W, 56-49	1935	at Indianapolis	L, 29-30	Liberty Baptist			ISU leads series, 1-0		
February 14, 2004	at Illinois State	L, 63-37	1935	vs Indianapolis	W, 48-32	ISU leads series, 1-0			December 27, 1965	at Manitoba	W, 104-62
January 6, 2005	at Illinois State	L, 62-61	January 11, 1936	at Indianapolis	W, 41-37	December 3, 1984	vs Liberty Baptist	W, 84-75			
January 19, 2005	vs Illinois State	L, 73-59	January 23, 1936	vs Indianapolis	W, 44-36				Mankato State		
December 22, 2005	vs Illinois State	W, 69-59	January 18, 1937	at Indianapolis	L, 28-49	Lincoln			ISU leads series, 2-0		
January 25, 2006	at Illinois State	L, 75-48	February 2, 1937	vs Indianapolis	L, 34-43	ISU leads series, 1-0			December 1956	at Mankato State	W, 85-62
January 6, 2007	at Illinois State	W, 54-50	1938	at Indianapolis	L, 25-50	December 5, 1953	vs Lincoln	W, 65-49	December 29, 1964	vs Mankato State	W, 68-65
February 14, 2007	vs Illinois State	L, 68-53	1938	at Indianapolis	L, 38-50						
March 1, 2007	vs Illinois State	W, 68-65	1939	at Indianapolis	L, 22-37	Long Beach State			Manual Training H.S.		
January 27, 2008	at Illinois State	L, 65-62	1939	at Indianapolis	L, 29-39	ISU trails series, 2-0			ISU trails series, 2-1		
February 15, 2008	vs Illinois State	W, 76-72	1940	at Indianapolis	L, 24-37	December 22, 1973	at Long Beach St.	L, 54-74	January 25, 1902	at Manual Training H.S.	L, 6-50
January 10, 2009	vs Illinois State	W, 75-70	1940	at Indianapolis	W, 41-23	December 23, 2004	vs Long Beach St.	L, 38-37	March 7, 1902	vs Manual Training H.S.	L, 11-16
February 8, 2009	at Illinois State	W, 75-73	1946	at Indianapolis	W, 58-42				February 13, 1903	vs Manual Training H.S.	W, 29-22
February 3, 2010	vs Illinois State	W, 72-65	March 3, 1953	vs Indianapolis	W, 87-64	Loras College			March 14, 1903	at Manual Training H.S.	-
February 24, 2010	at Illinois State	L, 58-75	December 29, 1954	vs Indianapolis	W, 64-47	ISU leads series, 1-0					
March 5, 2010	vs Illinois State	L, 65-69	December 13, 1960	vs Indianapolis	W, 90-66	December 20, 1944	vs Loras College	W, 54-32			
January 4, 2011	vs Illinois State	W, 72-57	February 1963	vs Indianapolis	W, 81-69				Marietta College-Ohio		
February 9, 2011	at Illinois State	W, 56-46	December 1963	vs Indianapolis	W, 77-68	Louisiana-Monroe			ISU leads series, 1-0		
January 18, 2012	at Illinois State	L, 54-67	December 7, 1965	at Indianapolis	W, 82-69	ISU leads series, 2-0			December 18, 1940	vs Marietta College	W, 55-35
February 14, 2012	vs Illinois State	W, 83-77	December 6, 1966	vs Indianapolis	W, 107-69	November 14, 2011	at Louisiana-Monroe	W, 71-59	Marquette		
December 30, 2012	vs Illinois State	W, 77-75	December 9, 2017	vs Indianapolis	W, 79-75	December 21, 2011	vs Louisiana-Monroe	W, 50-35	ISU trails series, 1-0		
January 23, 2013	at Illinois State	L, 58-60							January 1966	at Marquette	L, 74-94
January 25, 2014	vs Illinois State	W, 76-62	Iona			LSU			Marshall		
February 26, 2014	at Illinois State	L, 59-77	Series tied, 1-1			ISU trails series, 1-0			ISU trails series, 5-2		
December 31, 2014	at Illinois State	W, 63-61	February 23, 2013	vs Iona	W, 65-64	November 16, 2009	at LSU	L, 45-56	1947	vs Marshall	L, 58-64
January 14, 2015	vs Illinois State	W, 71-70	December 13, 2014	at Iona	L, 84-91				1947	at Marshall	W, 62-37
January 9, 2016	vs Illinois State	W, 77-65				Louisiana Tech			1948	vs Marshall	L, 58-66
February 17, 2016	at Illinois State	L, 50-78	Iowa			Series tied, 1-1			December 18, 1948	at Marshall	L, 65-66
March 4, 2016	vs Illinois State	W, 65-57	ISU trails series, 2-0			December 2, 1974	vs Louisiana Tech	W, 77-72	January 8, 1949	at Marshall	L, 63-71
January 8, 2017	vs Illinois State	L, 58-77	December 16, 1940	at Iowa	L, 37-39	January 27, 1975	at Louisiana Tech	L, 63-67	February 18, 1949	vs Marshall	W, 72-43
January 25, 2017	at Illinois State	L, 66-71	March 20, 2013	at Iowa	L, 52-68				February 1954	at Marshall	L, 81-96
December 31, 2017	at Illinois State	L, 81-84				Louisville					
January 20, 2018	vs Illinois State	W, 84-54	Iowa State			ISU trails series, 6-1					
March 2, 2018	vs Illinois State	L, 70-77	ISU trails series, 2-0			1945	at Louisville	L, 39-60	Maryville (Mo.)		
January 27, 2019	at Illinois State	L, 62-76	November 18, 1992	at #19 Iowa State	L, 69-84	December 4, 1948	at Louisville	W, 66-64	ISU leads series, 1-0		
February 20, 2019	vs Illinois State	W, 73-50	November 24, 2016	vs #21 Iowa State	L, 71-73	December 5, 1949	vs Louisville	L, 66-68	December 10, 2011	vs Maryville	W, 68-57
January 11, 2020	vs Illinois State	W, 65-52				February 21, 1951	at Louisville	L, 65-75			
February 8, 2020	at Illinois State	L, 74-67	IPFW			December 12, 1983	at Louisville	L, 69-105	McKendree College		
			ISU leads series, 2-1			December 6, 2008	at #11 Louisville	L, 43-83	ISU leads series, 2-1		
Illinois Wesleyan			January 2, 2006	vs IPFW	L, 54-46	November 13, 2019	at Louisville	L, 91-62	February 15, 1912	at McKendree College	W, 12-10
ISU leads 3-0			November 19, 2006	at IPFW	W, 67-61				February 22, 1913	at McKendree College	L, 26-46
1939	at Illinois Wesleyan	W, 26-21	November 24, 2007	vs IPFW	W, 63-55	Loyola-Baltimore			December 17, 1919	vs McKendree College	W, 80-63
January 8, 1944	vs Illinois Wesleyan	W, 70-24				ISU leads series, 1-0			November 14, 2018	at McKendree College	W, 80-63
February 4, 1944	at Illinois Wesleyan	W, 71-45	IUPUI			March 9, 1949	vs Loyola-Baltimore	W, 78-58			
			Series tied, 4-4						Memphis		
Indiana			December 20, 2000	at IUPUI	L, 70-72	Loyola-Chicago			ISU trails series, 1-0		
ISU trails series, 19-5			December 1, 2001	vs IUPUI	W, 66-56	ISU leads series, 16-15			November 28, 2014	vs Memphis	L, 62-72
January 24, 1902	vs Indiana	L, 13-21	December 23, 2008	at IUPUI	L, 41-62	1924	at Loyola-Chicago	W, 41-9			
February 28, 1902	vs Indiana	L, 14-25	December 23, 2009	vs IUPUI	W, 72-59	1940	at Loyola-Chicago	W, 49-35	Memphis State		
February 28, 1903	vs Indiana	L, 16-30	December 15, 2012	at IUPUI	W, 75-61	1946	at Loyola-Chicago	W, 49-28	ISU trails series, 2-0		
March 13, 1903	at Indiana	L, 22-23	December 21, 2013	vs IUPUI	L, 70-72	1948	at Loyola-Chicago	L, 55-64	December 12, 1970	at Memphis State	L, 77-81
January 11, 1905	at Indiana	L, 26-52	November 14, 2014	at IUPUI	W, 79-66	February 21, 1955	at Loyola-Chicago	L, 57-58	December 12, 1981	at Memphis State	L, 89-101
February 3, 1905	vs Indiana	W, 27-24	November 13, 2015	vs IUPUI	L, 70-72	December 21, 1974	vs Loyola-Chicago	L, 69-73			
February 2, 1906	vs Indiana	L, 12-26				February 23, 1976	at Loyola-Chicago	L, 71-85	Mercer		
January 1907	at Indiana	L, 17-29	Jacksonville			February 19, 1977	vs Loyola-Chicago	W, 83-72	ISU trails series, 3-0		
March 1, 1907	vs Indiana	L, 17-21	ISU leads series, 1-0			January 30, 1978	at Loyola-Chicago	L, 76-79	December 28, 1973	vs Mercer	L, 68-75
January 18, 1908	at Indiana	L, 13-37	December 20, 1963	vs Jacksonville	W, 68-63	November 30, 1990	vs Loyola-Chicago	W, 86-80	December 10, 1994	vs Mercer	L, 74-81
February 21, 1908	vs Indiana	L, 10-28				December 6, 1995	vs Loyola-Chicago	L, 73-77	December 19, 1995	at Mercer	L, 64-71
February 1913	at Indiana	L, 11-26	James Madison			December 22, 1996	at Loyola-Chicago	W, 67-57			
January 1921	at Indiana	L, 11-34	ISU trails series, 2-0			December 1, 1997	at Loyola-Chicago	W, 89-72	Merom Christian		
1923	at Indiana	L, 24-27	December 12, 1987	vs James Madison	L, 63-65	December 12, 1998	at Loyola-Chicago	W, 55-50	ISU leads series, 12-0		
1924	at Indiana	L, 30-35	December 4, 1993	vs James Madison	L, 64-80	November 13, 2010	at Loyola-Chicago	L, 74-86	January 27, 1905	at Merom Christian	W, 31-24
December 3, 1960	at Indiana	L, 53-80				January 1, 2014	vs Loyola-Chicago	W, 70-58	November 8, 1911	vs Merom Christian	W, 22-11
December 28, 1991	at #10 Indiana	L, 44-94	Jenson Brothers			January 22, 2014	at Loyola-Chicago	W, 65-61	December 6, 1913	vs Merom Christian	W, 35-13
November 11, 1998	vs Indiana	L, 70-76	ISU trails series, 1-0			March 7, 2014	vs Loyola-Chicago	W, 75062	December 5, 1912	vs Merom Christian	W, 57-12
December 12, 1999	at Indiana	W, 63-60	1923	Jenson Brothers	L, 29-31	January 24, 2015	vs Loyola-Chicago	W, 72-61	December 4, 1914	vs Merom Christian	W, 57-7
November 29, 2000	vs Indiana	W, 59-58				February 7, 2015	at Loyola-Chicago	W, 79-65	November 19, 1915	at Merom Christian	W, 28-25
November 23, 2004	at Indiana	L, 56-52	Kansas State			March 6, 2015	vs Loyola-Chicago	L, 53-81	December 6, 1916	vs Merom Christian	W, 77-5
December 6, 2005	at #18 Indiana	W, 72-67	Series tied 1-1			January 2, 2016	vs Loyola-Chicago	W, 73-58	February 13, 1917	at Merom Christian	W, 37-21
November 17, 2006	at Indiana	L, 73-66	December 20, 1941	vs Kansas State	W, 49-34	January 30, 2016	at Loyola-Chicago	L, 96-104	January 27, 1921	vs Merom Christian	W, 56-4
November 10, 2017	at Indiana	W, 90-69	December 1, 1969	at Kansas State	L, 63-99	January 28, 2017	vs Loyola-Chicago	L, 66-81	February 5, 1921	at Merom Christian	W, 26-1
						February 15, 2017	at Loyola-Chicago	L, 46-64	December 30, 1922	at Merom Christian	W, 92-16
						January 3, 2018	at Loyola-Chicago	W, 61-57	February 20, 1923	at Merom Christian	W, 78-16
Indiana State Alumni			Kansas Wesleyan			February 10, 2018	vs Loyola-Chicago	L, 71-75			
ISU leads series, 2-1			ISU leads series, 1-0			January 2, 2019	at Loyola-Chicago	L, 44-79	Miami-Florida		
1923	at Indiana State Alumni	W, 39-25	December 27, 1952	vs Kansas Wesleyan	W, 106-75	January 19, 2019	vs Loyola-Chicago	L, 67-75	ISU leads series, 1-0		
1934	at Indiana State Alumni	W, 31-19				January 22, 2020	at Loyola-Chicago	L, 75-55	December 25, 2012	vs Miami-Florida	W, 57-55
1938	at Indiana State Alumni	L, 38-46	Kent State			February 5, 2020	vs Loyola-Chicago	W, 68-39			
			ISU leads series, 4-2						Miami-Ohio		
Indiana "B"			November 30, 1963	at Kent State	L, 67-77	Loyola-Marymount			ISU leads series, 4-3		
ISU leads series, 3-1			December 16, 1964	vs Kent State	W, 85-75	Series tied, 1-0			March 1936	at Miami-Ohio	W, 45-27
1928	at Indiana "B"	W, 33-25	December 1, 1966	at Kent State	W, 77-60	December 21, 1948	at Loyola-Marymount	W, 56-54	1947	at Miami-Ohio	W, 59-52
1929	vs Indiana "B"	L, 31-34	December 9, 1967	at Kent State	W, 91-66	December 26, 1950	at Loyola-Marymount	L, 51-54	December 15, 1990	vs Miami-Ohio	W, 72-53
January 8, 1930	at Indiana "B"	W, 31-24	February 3, 1969	at Kent State	L, 65-67	November 22, 2019	vs Loyola-Marymount	W, 72-60	December 7, 1991	at Miami-Ohio	L, 61-77
January 14, 1930	vs Indiana "B"	W, 31-24	December 27, 1991	vs Kent State	W, 71-57				November 25, 2000	vs Miami-Ohio	W, 54-46
									February 17, 2007	at Miami-Ohio	L, 70-58
									December 4, 2007	at Miami-Ohio	L, 74-58
Indiana Central			Kentucky Wesleyan								
ISU leads series, 9-3			ISU trails series, 3-2			Luther College			Michigan		
January 20, 1933	at Indiana Central	W, 37-21	December 7, 1967	vs Kentucky Wesleyan	L, 61-62	ISU leads series, 1-0			ISU trails series, 1-0		
February 23, 1933	vs Indiana Central	L, 11-26	March 1968	vs Kentucky Wesleyan	L, 52-63	February 1967	vs Luther College	W, 109-88	December 9, 1964	at Michigan	L, 64-102
January 20, 1949	at Indiana Central	W, 82-77	December 4, 1968	at Kentucky Wesleyan	L, 69-73						
January 19, 1950	at Indiana Central	W, 61-60	December 8, 1969	vs Kentucky Wesleyan	W, 76-69	Manchester			Michigan State		
December 28, 1951	vs Indiana Central	W, 79-59	February 6, 1971	at Kentucky Wesleyan	W, 62-60	ISU leads series, 10-4			ISU trails series, 1-0		
January 28, 1951	vs Indiana Central	W, 76-65									

SERIES HISTORY

Middle Tennessee State Series tied, 2-2			February 12, 2013 January 15, 2014	at Missouri State vs Missouri State	L, 65-67 W, 70-55	March 3, 1979 January 10, 1980	vs New Mexico State at New Mexico State	W, 69-59 L, 80-83	February 27, 2008 December 28, 2008	at Northern Iowa vs Northern Iowa	L, 73-58 W, 85-84	
November 1, 1995	at Middle Tenn. St.	L, 78-81	February 22, 2014	at Missouri State	L, 66-77	February 16, 1980	vs New Mexico State	W, 86-79	January 31, 2009	vs Northern Iowa	L, 57-61	
December 19, 1996	vs Middle Tenn. St.	W, 92-66	January 7, 2015	vs Missouri State	W, 71-56	January 24, 1981	at New Mexico State	L, 59-73	March 6, 2009	vs Northern Iowa	L, 69-73	
November 26, 2005	vs Middle Tenn. St.	W, 85-79	February 18, 2015	at Missouri State	L, 56-60	February 2, 1981	vs New Mexico State	L, 60-67	January 16, 2010	at Northern Iowa	L, 40-62	
November 30, 2006	at Middle Tenn. St.	L, 65-58	January 27, 2016	vs Missouri State	W, 68-59	January 21, 1982	at New Mexico State	L, 73-84	January 24, 2010	vs Northern Iowa	L, 58-67	
Middletown Indiana ISU leads series, 1-0			February 13, 2016	at Missouri State	L, 85-89	February 11, 1982	vs New Mexico State	W, 75-71	January 7, 2011	vs Northern Iowa	W, 70-45	
December 14, 1914	vs Middletown Indiana	W, 43-16	December 31, 2016	at Missouri State	L, 75-81	January 8, 1983	at New Mexico State	L, 100-103	February 22, 2011	at Northern Iowa	W, 76-74	
			January 18, 2017	vs Missouri State	L, 68-73	January 24, 1983	vs New Mexico State	L, 70-72	January 4, 2012	at Northern Iowa	L, 48-65	
			January 14, 2018	at Missouri State	L, 73-76				January 25, 2012	vs Northern Iowa	W, 59-54	
			February 6, 2018	vs Missouri State	L, 62-81	Norfolk State			January 2, 2013	at Northern Iowa	W, 65-61	
			January 8, 2019	vs Missouri State	L, 57-72	ISU leads series, 1-0			January 26, 2013	vs Northern Iowa	W, 59-58	
Midwestern State ISU leads series, 1-0			February 23, 2019	at Missouri State	L, 61-67	November 20, 2015	vs Norfolk State	W, 70-61	February 1, 2014	at Northern Iowa	W, 87-81	
March 1953	vs Midwestern State	W, 100-76	February 1, 2020	at Missouri State	W, 78-39				March 1, 2014	vs Northern Iowa	L, 69-71	
			February 16, 2020	vs Missouri State	L, 71-58				January 21, 2015	at #19/#20 Northern Iowa	L, 60-66	
			March 6, 2020	vs Missouri State	L, 78-51				February 3, 2015	vs #14/#15 Northern Iowa	L, 51-61	
Millikin ISU leads series, 2-0			Missouri-St. Louis			North Carolina A&T		W, 83-64	January 13, 2016	vs Northern Iowa	W, 74-60	
January 4, 1941	vs Millikin	W, 30-18	ISU leads series, 4-0			ISU trails series, 1-0			February 24, 2016	at Northern Iowa	L, 44-66	
December 29, 1984	vs Millikin	W, 113-60	January 20, 1977	vs Missouri-St. Louis	W, 111-87	December 26, 1957		vs North Central	L, 63-83	February 4, 2017	at Northern Iowa	L, 60-65
Milwaukee ISU leads series, 1-0			November 19, 2016	vs Missouri-St. Louis	W, 96-55				February 22, 2017	vs Northern Iowa	W, 69-59	
November 16, 2009	vs Milwaukee	W, 76-63	November 19, 2016	vs Missouri-St. Louis	W, 96-55				January 10, 2018	vs Northern Iowa	W, 69-67	
			November 22, 2017	vs Missouri-St. Louis	W, 75-58				February 3, 2018	at Northern Iowa	L, 64-69	
			Missouri Valley College			North Dakota State			January 16, 2019	at Northern Iowa	W, 71-54	
			ISU leads series, 1-0			ISU leads series, 1-0			March 2, 2019	vs Northern Iowa	W, 71-54	
			January 9, 1988		vs Missouri Valley College	W, 76-56	December 3, 2019			January 7, 2020	at Northern Iowa	L, 68-60
			Missouri Western						February 20, 2020	vs Northern Iowa	W, 67-64	
			ISU leads series, 1-0						Northwest Missouri State			
			January 15, 1977		vs Missouri Western	W, 77-58				ISU trails series, 1-0		
Mississippi ISU trails series, 1-0			Moore's Hill						1943	vs Northwest Missouri St.	L, 28-37	
December 9, 1989	vs Mississippi	L, 64-70	ISU leads series, 5-1						Notre Dame			
			February 9, 1912		at Moore's Hills	L, 13-14				ISU trails series, 2-0		
			March 2, 1912		vs Moore's Hills	W, 19-13				1947		
			March 8, 1913		at Moore's Hills	W, 40-22				at Notre Dame		
			February 21, 1914		at Moore's Hills	W, 49-28				November 30, 2010		
			February 28, 1914		vs Moore's Hills	W, 59-26				at #21/#22 Notre Dame		
			January 5, 1917		at Moore's Hills	W, 84-23				November 17, 2013		
Mississippi State Series tied, 1-1			Moore's Hill						Oakland City			
December 28, 1974	vs Mississippi State	W, 82-62	ISU leads series, 5-1						ISU leads series, 35-4			
December 1, 1975	at Mississippi State	L, 82-85	February 9, 1912		at Moore's Hills	L, 13-14				December 10, 1920		
			March 2, 1912		vs Moore's Hills	W, 19-13				January 8, 1921		
			March 8, 1913		at Moore's Hills	W, 40-22				at Oakland City		
			February 21, 1914		at Moore's Hills	W, 49-28				at Oakland City		
			February 28, 1914		vs Moore's Hills	W, 59-26				at Oakland City		
			January 5, 1917		at Moore's Hills	W, 84-23				at Oakland City		
Missouri ISU trails series, 1-0			Montana State						1926			
December 10, 1974	at Missouri	L, 76-93	ISU leads series, 2-0						1927			
			December 30, 1964		at Montana State	W, 69-63				1928		
			November 20, 1999		vs Montana State	W, 81-64				1928		
			Morehead State						1929			
			ISU trails series, 4-1						December 5, 1929			
			January 4, 1972		vs Morehead State	W, 95-89				vs Oakland City		
			February 7, 1972		at Morehead State	L, 79-87				at Oakland City		
			December 4, 1982		at Morehead State	L, 74-78				at Oakland City		
			February 19, 2011		vs Morehead State	L, 65-71				at Oakland City		
			December 8, 2012		at Morehead State	L, 63-71				at Oakland City		
Missouri State ISU trails series, 48-25			Morningside College						1932			
March 12, 1952	vs Missouri State	L, 64-82	ISU leads series, 3-0						1932			
March 1953	vs Missouri State	L, 78-84	December 29, 1953		vs Morningside College	W, 81-69				December 23, 1923		
December 7, 1968	vs Missouri State	W, 93-90	December 27, 1957		vs Morningside College	W, 70-64				February 16, 1933		
March 1, 1969	at Missouri State	L, 71-86	March 1959		vs Morningside College	W, 87-67				1933		
February 4, 1970	vs Missouri State	W, 85-79							1834			
February 28, 1970	at Missouri State	L, 63-64							1935			
December 5, 1970	at Missouri State	W, 77-59							1935			
January 18, 1973	at Missouri State	W, 73-72							1939			
December 3, 1973	vs Missouri State	W, 85-70							December 11, 1940			
December 8, 1975	vs Missouri State	W, 78-64							December 9, 1941			
January 6, 1976	at Missouri State	W, 60-59							1946			
December 22, 1990	at Missouri State	L, 62-67							1947			
February 23, 1991	vs Missouri State	W, 70-59							1947			
January 25, 1992	at Missouri State	L, 57-65							January 5, 1950			
March 2, 1992	vs Missouri State	W, 55-54							December 13, 1951			
February 6, 1993	vs Missouri State	L, 73-76							December 11, 1952			
February 20, 1993	at Missouri State	L, 57-72							December 6, 1958			
January 2, 1994	at Missouri State	L, 50-66							November 27, 2006			
February 1, 1994	vs Missouri State	L, 55-65							November 9, 2007			
December 17, 1994	at Missouri State	L, 64-86							December 12, 2010			
February 27, 1995	vs Missouri State	L, 68-78							Occidental College			
January 7, 1996	vs Missouri State	L, 78-89							ISU leads series, 1-0			
February 17, 1996	at Missouri State	L, 62-94							December 13, 1972			
February 1, 1997	at Missouri State	L, 68-82							vs Occidental College			
February 13, 1997	vs Missouri State	W, 80-74							Ohio			
January 31, 1998	at Missouri State	L, 56-74							ISU trails series, 2-0			
February 12, 1998	vs Missouri State	L, 77-86							December 8, 2008			
January 23, 1999	vs Missouri State	W, 71-61							November 19, 2017			
February 20, 1999	at Missouri State	L, 67-80							Oklahoma			
January 15, 2000	vs Missouri State	W, 63-60							Series tied, 2-2			
February 6, 2000	at Missouri State	L, 48-64							November 27, 1972			
January 31, 2001	at Missouri State	W, 80-64							at Oklahoma			
February 24, 2001	at Missouri State	L, 64-69							December 15, 1973			
January 27, 2002	vs Missouri State	L, 53-59							March 15, 1979			
February 25, 2002	at Missouri State	L, 58-70							March 16, 2001			
February 1, 2003	vs Missouri State	L, 44-48							vs #14 Oklahoma			
February 15, 2003	at Missouri State	L, 51-65							vs #13 Oklahoma			
January 15, 2004	at Missouri State	L, 69-63							Oklahoma City			
January 31, 2004	vs Missouri State	L, 52-39							Series tied, 1-1			
February 3, 2005	at Missouri State	L, 58-34							December 29, 1948			
February 15, 2005	vs Missouri State	W, 74-72							December 15, 1950			
December 30, 2005	at Missouri State	L, 97-78							vs Oklahoma City			
January 29, 2006	vs Missouri State	L, 80-58							L, 58-60			
December 16, 2006	at Missouri State	L, 80-60										
February 3, 2007	vs Missouri State	L, 71-42										
January 15, 2008	at Missouri State	L, 65-44										
March 1, 2008	vs Missouri State	L, 83-73										
February 14, 2009	at Missouri State	W, 76-71										
February 28, 2009	vs Missouri State	W, 69-52										
January 19, 2010	at Missouri State	L, 92-99										
February 27, 2010	vs Missouri State	W, 75-72										
January 19, 2011	vs Missouri State	W, 70-69										
February 5, 2011	at Missouri State	L, 66-73										
March 6, 2011	vs Missouri State	W, 60-56										
January 7, 2012	vs Missouri State	L, 63-69										
February 22, 2012	at Missouri State	W, 59-46										
January 16, 2013	vs Missouri State	W, 68-60										
			Nevada-Las Vegas									
			ISU leads series, 2-0									
			December 14, 1949		at Nevada-Las Vegas	L, 46-55						
			February 1968		vs Nevada-Las Vegas	W, 94-75						
			December 28, 1970		at Nevada-Las Vegas	W, 78-76						
			New Mexico									
			Series tied, 1-1									
			March 7, 1949		vs New Mexico	W, 60-42						
			December 1, 2012		vs #23 New Mexico	L, 68-77						
			New Mexico State									
			Series tied, 7-7									
			February 6, 1978		at New Mexico State	L, 82-83						
			February 13, 1978		vs New Mexico State	W, 87-74						
			March 3, 1978		vs New Mexico State	W, 80-78						
			January 15, 1979		vs New Mexico State	W, 73-69						
			February 1, 1979		at New Mexico State	W, 91-89						

SERIES HISTORY

Oral Roberts			Robert Morris			November 29, 1951			South Dakota		
ISU leads series, 4-3			Series tied, 1-1			February 9, 1952			ISU leads series, 3-0		
January 4, 1975	vs Oral Roberts	L, 77-88	December 3, 1976	vs Robert Morris	W, 87-65	January 22, 1953	vs St. Joseph's	W, 66-56	March 1968	vs South Dakota	W, 101-96
February 15, 1975	at Oral Roberts	L, 69-91	March 13, 2012	vs Robert Morris	L, 60-67	February 10, 1953	at St. Joseph's	L, 66-69	December 9, 1968	vs South Dakota	W, 74-64
December 5, 1992	vs Oral Roberts	W, 71-67				February 6, 1954	at St. Joseph's	W, 83-69	December 3, 1969	at South Dakota	W, 86-78
December 18, 1993	at Oral Roberts	L, 73-83	Rockhurst			February 17, 1954	vs St. Joseph's	W, 80-71	South Dakota Wesleyan		
December 6, 1994	vs Oral Roberts	W, 70-64	ISU trails series, 1-0			December 9, 1954	vs St. Joseph's	W, 71-65	ISU leads series, 1-0		
December 13, 2009	vs Oral Roberts	W, 60-54	December 16, 1960	vs Rockhurst	L, 72-75	February 3, 1955	at St. Joseph's	W, 77-74	1946		
November 20, 2010	at Oral Roberts	W, 74-69	Rollins College			January 12, 1956	vs St. Joseph's	W, 82-70	vs S. Dakota Wesleyan		
Oregon			ISU trails series, 1-0			December 15, 1956	at St. Joseph's	W, 71-68	Southeast Missouri State		
ISU leads series, 1-0			December 17, 1986	vs Rollins College	L, 72-84	January 5, 1957	vs St. Joseph's	L, 62-71	ISU leads series, 2-0		
1946	at Oregon	W, 66-48	Rose-Hulman			December 14, 1957	vs St. Joseph's	L, 51-72	1938		
Pacific			ISU leads series, 10-1			January 14, 1958	at St. Joseph's	W, 78-69	November 29, 2002		
ISU leads series, 1-0			1923	at Rose-Hulman	W, 36-14	December 13, 1958	at St. Joseph's	L, 75-83	Southeastern Louisiana		
January 17, 1974	vs Pacific	W, 75-74	1924	at Rose-Hulman	W, 30-18	January 13, 1959	at St. Joseph's	W, 75-65	Series tied, 1-1		
Parsons			1924	at Rose-Hulman	W, 48-8	March 4, 1959	at St. Joseph's	W, 87-67	December 26, 1951		
ISU leads series, 1-0			1925	at Rose-Hulman	W, 50-12	December 12, 1959	at St. Joseph's	L, 68-98	vs SE Louisiana		
March 12, 1963	vs Parsons	W, 78-77	1926	at Rose-Hulman	W, 26-24	January 12, 1960	vs St. Joseph's	W, 85-80	December 1, 1953		
Pennsylvania			February 6, 1930	at Rose-Hulman	W, 46-12	December 10, 1960	vs St. Joseph's	W, 77-66	vs SE Louisiana		
ISU trails series, 2-0			February 27, 1930	vs Rose-Hulman	W, 37-31	January 10, 1961	vs St. Joseph's	W, 106-74	Southeastern Oklahoma		
January 1923	at Pennsylvania	L, 20-22	1930	at Rose-Hulman	W, 48-27	December 9, 1961	at St. Joseph's	W, 79-77	Series tied, 1-1		
November 30, 2003	vs Pennsylvania	L, 86-48	1931	at Rose-Hulman	L, 18-20	January 9, 1962	vs St. Joseph's	W, 93-83	1938		
Penn State			1932	at Rose-Hulman	W, 37-23	January 1963	vs St. Joseph's	W, 96-76	at SE Oklahoma		
ISU leads series, 2-0			1932	at Rose-Hulman	W, 37-21	February 26, 1963	at St. Joseph's	W, 74-72	1948		
ISU leads series, 1-0			1932	at Rose-Hulman	W, 37-21	January 4, 1964	vs St. Joseph's	W, 68-59	at SE Oklahoma		
ISU leads series, 1-0			1932	at Rose-Hulman	W, 37-21	February 25, 1964	at St. Joseph's	W, 77-68	Southern Alabama		
ISU leads series, 1-0			1932	at Rose-Hulman	W, 37-21	December 12, 1964	at St. Joseph's	L, 66-75	December 17, 1969		
ISU leads series, 1-0			1932	at Rose-Hulman	W, 37-21	January 19, 1965	vs St. Joseph's	W, 84-73	vs Southern Alabama		
ISU leads series, 1-0			1932	at Rose-Hulman	W, 37-21	January 1966	at St. Joseph's	W, 100-82	Southern Illinois		
ISU leads series, 1-0			1932	at Rose-Hulman	W, 37-21	February 12, 1966	vs St. Joseph's	W, 106-94	ISU trails series, 88-50		
ISU leads series, 1-0			1932	at Rose-Hulman	W, 37-21	January 14, 1967	at St. Joseph's	W, 100-79	December 15, 1916		
ISU leads series, 1-0			1932	at Rose-Hulman	W, 37-21	February 15, 1967	vs St. Joseph's	W, 91-71	vs Southern Illinois		
ISU leads series, 1-0			1932	at Rose-Hulman	W, 37-21	January 13, 1968	vs St. Joseph's	W, 75-59	December 14, 1917		
ISU leads series, 1-0			1932	at Rose-Hulman	W, 37-21	February 14, 1968	at St. Joseph's	W, 96-75	at Southern Illinois		
ISU leads series, 1-0			1932	at Rose-Hulman	W, 37-21	February 14, 1968	at St. Joseph's	W, 96-75	W, 33-24		
ISU leads series, 1-0			1932	at Rose-Hulman	W, 37-21	February 14, 1968	at St. Joseph's	W, 96-75	W, 26-25		
ISU leads series, 1-0			1932	at Rose-Hulman	W, 37-21	February 14, 1968	at St. Joseph's	W, 96-75	W, 29-31		
ISU leads series, 1-0			1932	at Rose-Hulman	W, 37-21	February 14, 1968	at St. Joseph's	W, 96-75	W, 39-22		
ISU leads series, 1-0			1932	at Rose-Hulman	W, 37-21	February 14, 1968	at St. Joseph's	W, 96-75	W, 39-36		
ISU leads series, 1-0			1932	at Rose-Hulman	W, 37-21	February 14, 1968	at St. Joseph's	W, 96-75	W, 44-30		
ISU leads series, 1-0			1932	at Rose-Hulman	W, 37-21	February 14, 1968	at St. Joseph's	W, 96-75	W, 43-21		
ISU leads series, 1-0			1932	at Rose-Hulman	W, 37-21	February 14, 1968	at St. Joseph's	W, 96-75	W, 42-30		
ISU leads series, 1-0			1932	at Rose-Hulman	W, 37-21	February 14, 1968	at St. Joseph's	W, 96-75	W, 40-41		
ISU leads series, 1-0			1932	at Rose-Hulman	W, 37-21	February 14, 1968	at St. Joseph's	W, 96-75	W, 41-22		
ISU leads series, 1-0			1932	at Rose-Hulman	W, 37-21	February 14, 1968	at St. Joseph's	W, 96-75	W, 43-21		
ISU leads series, 1-0			1932	at Rose-Hulman	W, 37-21	February 14, 1968	at St. Joseph's	W, 96-75	W, 44-30		
ISU leads series, 1-0			1932	at Rose-Hulman	W, 37-21	February 14, 1968	at St. Joseph's	W, 96-75	W, 43-21		
ISU leads series, 1-0			1932	at Rose-Hulman	W, 37-21	February 14, 1968	at St. Joseph's	W, 96-75	W, 44-30		
ISU leads series, 1-0			1932	at Rose-Hulman	W, 37-21	February 14, 1968	at St. Joseph's	W, 96-75	W, 43-21		
ISU leads series, 1-0			1932	at Rose-Hulman	W, 37-21	February 14, 1968	at St. Joseph's	W, 96-75	W, 44-30		
ISU leads series, 1-0			1932	at Rose-Hulman	W, 37-21	February 14, 1968	at St. Joseph's	W, 96-75	W, 43-21		
ISU leads series, 1-0			1932	at Rose-Hulman	W, 37-21	February 14, 1968	at St. Joseph's	W, 96-75	W, 44-30		
ISU leads series, 1-0			1932	at Rose-Hulman	W, 37-21	February 14, 1968	at St. Joseph's	W, 96-75	W, 43-21		
ISU leads series, 1-0			1932	at Rose-Hulman	W, 37-21	February 14, 1968	at St. Joseph's	W, 96-75	W, 44-30		
ISU leads series, 1-0			1932	at Rose-Hulman	W, 37-21	February 14, 1968	at St. Joseph's	W, 96-75	W, 43-21		
ISU leads series, 1-0			1932	at Rose-Hulman	W, 37-21	February 14, 1968	at St. Joseph's	W, 96-75	W, 44-30		
ISU leads series, 1-0			1932	at Rose-Hulman	W, 37-21	February 14, 1968	at St. Joseph's	W, 96-75	W, 43-21		
ISU leads series, 1-0			1932	at Rose-Hulman	W, 37-21	February 14, 1968	at St. Joseph's	W, 96-75	W, 44-30		
ISU leads series, 1-0			1932	at Rose-Hulman	W, 37-21	February 14, 1968	at St. Joseph's	W, 96-75	W, 43-21		
ISU leads series, 1-0			1932	at Rose-Hulman	W, 37-21	February 14, 1968	at St. Joseph's	W, 96-75	W, 44-30		
ISU leads series, 1-0			1932	at Rose-Hulman	W, 37-21	February 14, 1968	at St. Joseph's	W, 96-75	W, 43-21		
ISU leads series, 1-0			1932	at Rose-Hulman	W, 37-21	February 14, 1968	at St. Joseph's	W, 96-75	W, 44-30		
ISU leads series, 1-0			1932	at Rose-Hulman	W, 37-21	February 14, 1968	at St. Joseph's	W, 96-75	W, 43-21		
ISU leads series, 1-0			1932	at Rose-Hulman	W, 37-21	February 14, 1968	at St. Joseph's	W, 96-75	W, 44-30		
ISU leads series, 1-0			1932	at Rose-Hulman	W, 37-21	February 14, 1968	at St. Joseph's	W, 96-75	W, 43-21		
ISU leads series, 1-0			1932	at Rose-Hulman	W, 37-21	February 14, 1968	at St. Joseph's	W, 96-75	W, 44-30		
ISU leads series, 1-0			1932	at Rose-Hulman	W, 37-21	February 14, 1968	at St. Joseph's	W, 96-75	W, 43-21		
ISU leads series, 1-0			1932	at Rose-Hulman	W, 37-21	February 14, 1968	at St. Joseph's	W, 96-75	W, 44-30		
ISU leads series, 1-0			1932	at Rose-Hulman	W, 37-21	February 14, 1968	at St. Joseph's	W, 96-75	W, 43-21		
ISU leads series, 1-0			1932	at Rose-Hulman	W, 37-21	February 14, 1968	at St. Joseph's	W, 96-75	W, 44-30		
ISU leads series, 1-0			1932	at Rose-Hulman	W, 37-21	February 14, 1968	at St. Joseph's	W, 96-75	W, 43-21		
ISU leads series, 1-0			1932	at Rose-Hulman	W, 37-21	February 14, 1968	at St. Joseph's	W, 96-75	W, 44-30		
ISU leads series, 1-0			1932	at Rose-Hulman	W, 37-21	February 14, 1968	at St. Joseph's	W, 96-75	W, 43-21		
ISU leads series, 1-0			1932	at Rose-Hulman	W, 37-21	February 14, 1968	at St. Joseph's	W, 96-75	W, 44-30		
ISU leads series, 1-0			1932	at Rose-Hulman	W, 37-21	February 14, 1968	at St. Joseph's	W, 96-75	W, 43-21		
ISU leads series, 1-0			1932	at Rose-Hulman	W, 37-21	February 14, 1968	at St. Joseph's	W, 96-75	W, 44-30		
ISU leads series, 1-0			1932	at Rose-Hulman	W, 37-21	February 14, 1968	at St. Joseph's	W, 96-75	W, 43-21		
ISU leads series, 1-0			1932	at Rose-Hulman	W, 37-21	February 14, 1968	at St. Joseph's	W, 96-75	W, 44-30		
ISU leads series, 1-0			1932	at Rose-Hulman	W, 37-21	February 14, 1968	at St. Joseph's	W, 96-75	W, 43-21		
ISU leads series, 1-0			1932	at Rose-Hulman	W, 37-21	February 14, 1968	at St. Joseph's	W, 96-75	W, 44-30		
ISU leads series, 1-0			1932	at Rose-Hulman	W, 37-21	February 14, 1968	at St. Joseph's	W, 96-75	W, 43-21		
ISU leads series, 1-0			1932	at Rose-Hulman	W, 37-21	February 14, 1968	at St. Joseph's	W, 96-75	W, 44-30		
ISU leads series, 1-0			1932	at Rose-Hulman	W, 37-21	February 14, 1968	at St. Joseph's	W, 96-75	W, 43-21		
ISU leads series, 1-0			1932	at Rose-Hulman	W, 37-21	February 14, 1968	at St. Joseph's	W, 96-75	W, 44-30		
ISU leads series, 1-0			1932	at Rose-Hulman	W, 37-21	February 14, 1968	at St. Joseph's	W, 96-75	W, 43-21		
ISU leads series, 1-0			1932	at Rose-Hulman	W, 37-21	February 14, 1968	at St. Joseph's	W, 96-75	W, 44-30		
ISU leads series, 1-0			1932	at Rose-Hulman	W, 37-21	February 14, 1968	at St. Joseph's	W, 96-75	W, 43-21		
ISU leads series, 1-0			1932	at Rose-Hulman	W, 37-21	February 14, 1968	at St. Joseph's	W, 96-75	W, 44-30		
ISU leads series, 1-0			1932	at Rose-Hulman	W, 37-21	February 14, 1968	at St. Joseph's	W, 96-75	W, 43-21		
ISU leads series, 1-0			1932	at Rose-Hulman	W, 37-21	February 14, 1968	at St. Joseph's	W, 96-75	W, 44-30		
ISU leads series, 1-0			1932	at Rose-Hulman	W, 37-21	February 14, 1968	at St. Joseph's	W, 96-75	W, 43-21		
ISU leads series, 1-0			1932	at Rose-Hulman	W, 37-21	February 14, 1968	at St. Joseph's	W, 96-75	W, 44-30		
ISU leads series, 1-0			1932	at Rose-Hulman	W, 37-21	February 14, 1968	at St. Joseph's	W, 96-75	W, 43-21		
ISU leads series, 1-0			1932	at Rose-Hulman	W, 37-21	February 14, 1968	at St. Joseph's	W, 96-75	W, 44-30		
ISU leads series, 1-0			1932	at Rose-Hulman	W, 37-21	February 14, 1968	at St. Joseph's	W, 96-75	W, 43-21		
ISU leads series, 1-0			1932	at Rose-Hulman	W, 37-21	February 14, 1968	at St. Joseph's	W, 96-75	W, 44-30		
ISU leads series, 1-0			1932	at Rose-Hulman	W, 37-21	February 14, 1968	at St. Joseph's	W, 96-75	W, 43-21		
ISU leads series, 1-0			1932	at Rose-Hulman	W, 37-21	February 14, 1968	at St. Joseph's	W, 96-75	W, 44-30		
ISU leads series, 1-0			1932	at Rose-Hulman	W, 37-21	February 14, 1968	at St. Joseph's	W, 96-75	W, 43-21		
ISU leads series, 1-0			1932	at Rose-Hulman	W, 37-21	February 14, 1968	at St. Joseph's	W, 96-75	W, 44-30		
ISU leads series, 1-0			1932	at Rose-Hulman	W, 37-21	February 14, 1968	at St. Joseph's	W, 96-75	W, 43-21		
ISU leads series, 1-0			1932	at Rose-Hulman	W, 37-21	February 14, 1968	at St. Joseph's	W, 96-75	W, 44-30		
ISU leads series, 1-0			1932	at Rose-Hulman	W, 37-21	February 14, 1968	at St. Joseph's	W, 96-75	W, 43-21		
ISU leads series, 1-0			1932	at Rose-Hulman	W, 37-21	February 14, 1968	at St. Joseph's	W, 96-75	W, 44-30		
ISU leads series, 1-0			1932	at Rose-Hulman	W, 37-21	February 14, 1968	at St. Joseph's	W, 96-75	W, 43-21		
ISU leads series, 1-0			1932	at Rose-Hulman	W, 37-21	February 14, 1968	at St. Joseph's	W, 96-75	W, 44-30		
ISU leads series, 1-0			1932	at Rose-Hulman	W, 37-21	February 14, 1968	at St. Joseph's	W, 96-75	W, 43-21		
ISU leads series, 1-0			1932	at Rose-Hulman	W, 37-21	February 14, 1968	at St. Joseph's	W, 96-75	W, 44-30		
ISU leads series, 1-0			1932	at Rose-Hulman	W, 37-21	February 14, 1968	at St. Joseph's	W, 96-75	W, 43-21		
ISU leads series, 1-0			1932	at Rose-Hulman	W, 37-21	February 14, 1968	at St. Joseph's	W, 96-75	W, 44-30		
ISU leads series, 1-0			1932	at Rose-Hulman	W, 37-21	February 14, 1968	at St. Joseph's	W, 96-75	W, 43-21		
ISU leads series, 1-0			1932	at Rose-Hulman	W, 37-21	February 14, 1968	at St. Joseph's	W, 96-75	W, 44-30		
ISU leads series, 1-0			1932	at Rose-Hulman	W, 37-21	February 14, 1968	at St. Joseph's	W, 96-75	W, 43-21		
ISU leads series, 1-0			1932	at Rose-Hulman	W, 37-21	February 14, 1968	at St. Joseph's	W, 96-75	W, 44-30		
ISU leads series, 1-0			1932	at Rose-Hulman	W, 37-21	February 14, 1968	at St. Joseph's	W, 96-75	W, 43-21		
ISU leads series, 1-0			1932	at Rose-Hulman	W, 37-21	February 14, 1968	at St. Joseph's	W, 96-75	W, 44-30		
ISU leads series, 1-0			1932								

SERIES HISTORY

February 13, 1993	at Southern Illinois	L, 66-78	Tennessee-Martin		January 18, 1993	at Tulsa	L, 84-89	February 10, 1968	at Valparaiso	W, 97-60	
January 25, 1994	vs Southern Illinois	L, 69-72	ISU leads series, 1-0		February 25, 1993	vs Tulsa	W, 86-74	January 25, 1969	at Valparaiso	W, 87-86	
February 9, 1994	at Southern Illinois	L, 69-89	December 22, 2003	vs Tennessee-Martin	W, 87-60	January 22, 1994	vs Tulsa	L, 57-87	February 19, 1969	vs Valparaiso	L, 84-87
January 21, 1995	at Southern Illinois	L, 68-83			February 28, 1994	at Tulsa	L, 56-79	February 14, 1970	vs Valparaiso	W, 108-96	
February 11, 1995	vs Southern Illinois	L, 76-87			February 18, 1995	at Tulsa	L, 66-79	January 23, 1971	at Valparaiso	W, 87-70	
January 31, 1996	at Southern Illinois	L, 65-78	Tennessee State		February 19, 1996	at Tulsa	L, 75-111	December 23, 1971	vs Valparaiso	W, 88-71	
February 21, 1996	vs Southern Illinois	W, 94-80	ISU leads series, 3-0		November 27, 2013	vs Tulsa	L, 62-63	February 28, 1973	at Valparaiso	W, 62-60	
January 25, 1997	at Southern Illinois	L, 61-99	December 18, 1997	vs Tennessee State	W, 99-67	November 22, 2015	vs Tulsa	L, 59-67	January 4, 1974	vs Valparaiso	W, 83-79
February 3, 1997	vs Southern Illinois	L, 77-91	December 22, 1999	vs Tennessee State	W, 89-62			December 14, 1974	vs Valparaiso	L, 77-86	
February 28, 1997	vs Southern Illinois	W, 86-71	December 18, 2019	vs Tennessee State	W, 78-72			January 19, 1976	vs Valparaiso	W, 75-70	
January 24, 1998	at Southern Illinois	L, 58-82			UCLA			March 5, 1977	at Valparaiso	W, 77-70	
February 18, 1998	vs Southern Illinois	W, 72-71	Tennessee Tech		ISU trails series, 2-0			November 21, 2001	vs Valparaiso	L, 54-71	
January 9, 1999	at Southern Illinois	L, 62-63	ISU leads series, 2-1		December 5, 1964	vs UCLA	L, 76-112	November 26, 2002	at Valparaiso	L, 56-81	
January 20, 1999	vs Southern Illinois	L, 63-64	December 15, 1979	vs Tennessee Tech	W, 70-57	November 9, 2012	at #13 UCLA	L, 59-86	December 8, 2003	at Valparaiso	L, 59-53
January 19, 2000	vs Southern Illinois	W, 91-56	November 29, 1980	at Tennessee Tech	L, 52-62			December 9, 2004	vs Valparaiso	W, 70-68	
February 23, 2000	at Southern Illinois	L, 61-80	December 14, 1981	at Tennessee Tech	W, 92-74	UMSL		December 9, 2015	at Valparaiso	L, 63-69	
January 20, 2001	at Southern Illinois	L, 65-68			ISU leads series, 1-0			December 17, 2016	at Valparaiso	L, 71-89	
February 26, 2001	vs Southern Illinois	L, 59-61	Terre Haute H.S.		November 30, 2019	vs UMSL	W, 62-55	December 28, 2018	at Valparaiso	W, 73-64	
March 3, 2001	vs Southern Illinois	W, 67-64	Series tied, 1-1					January 31, 2018	at Valparaiso	L, 63-69	
January 19, 2002	at Southern Illinois	L, 73-91	January 9, 1901	vs Terre Haute H.S.	L, 11-13	UNLV		January 23, 2019	vs Valparaiso	W, 70-53	
February 23, 2002	vs Southern Illinois	L, 74-84	January 8, 1904	vs Terre Haute H.S.	W, 34-14	December 23, 2018	vs UNLV	W, 84-79	February 13, 2019	at Valparaiso	W, 87-82
January 11, 2003	vs Southern Illinois	L, 61-69						March 7, 2019	vs Valparaiso	L, 55-77	
January 25, 2003	at Southern Illinois	L, 48-60	Texas		USC			January 18, 2020	at Valparaiso	L, 86-77	
January 7, 2004	vs Southern Illinois	L, 56-49	ISU trails series, 1-0		ISU trails series, 1-0			February 29, 2020	vs Valparaiso	W, 71-58	
January 25, 2004	at Southern Illinois	L, 54-44	March 16, 2000	vs #13 Texas	L, 61-77	December 21, 2004	vs USC	L, 68-64			
February 9, 2005	at Southern Illinois	L, 64-53									
February 28, 2005	vs Southern Illinois	L, 80-52	Texas Christian		University of Americas						
March 5, 2005	vs Southern Illinois	L, 64-49	ISU trails series, 2-1		ISU leads series, 1-0						
January 5, 2006	vs Southern Illinois	L, 55-49	November 21, 1999	vs Texas Christian	W, 89-77	January 15, 1965	vs Univ. of Americas	W, 137-71			
February 1, 2006	at Southern Illinois	W, 63-54	December 16, 2018	at Texas Christian	L, 70-90						
January 31, 2007	at Southern Illinois	L, 61-48	December 25, 2018	vs Texas Christian	L, 69-83	UNC-Charlotte					
February 21, 2007	vs #13 Southern Illinois	L, 58-50			Series tied, 1-1						
January 12, 2008	vs Southern Illinois	W, 64-62	Texas-Pan American		February 11, 1974	vs UNC-Charlotte	W, 70-67		Vincennes		
February 5, 2008	at Southern Illinois	L, 80-69	ISU leads series, 1-0		January 20, 1975	vs UNC-Charlotte	L, 70-85		ISU leads series, 12-2		
January 21, 2009	vs Southern Illinois	L, 47-58	November 12, 2010	vs Texas-PA	W, 69-46				December 17, 1920	vs Vincennes	W, 29-27
February 18, 2009	at Southern Illinois	W, 78-72							1923	at Vincennes	W, 48-9
December 29, 2009	at Southern Illinois	L, 52-70	Texas Southern						1924	at Vincennes	W, 27-7
January 28, 2010	vs Southern Illinois	W, 68-65	ISU trails series, 1-0						1924	at Vincennes	L, 30-35
February 16, 2011	at Southern Illinois	W, 77-72	February 1959	vs Texas Southern	L, 75-85				1925	at Vincennes	W, 39-23
February 26, 2011	vs Southern Illinois	W, 75-60							1926	at Vincennes	W, 31-24
January 13, 2012	at Southern Illinois	L, 67-73	Texas Tech						1926	at Vincennes	W, 48-46
February 11, 2012	vs Southern Illinois	W, 78-68	ISU leads series, 2-0						1927	at Vincennes	L, 29-37
March 1, 2012	vs Southern Illinois	W, 66-51	December 29, 1971	vs Texas Tech	W, 88-84				1927	at Vincennes	W, 38-25
January 12, 2013	at Southern Illinois	L, 71-76	November 24, 2011	vs Texas Tech	W, 60-49	Valdosta State			1928	at Vincennes	W, 36-31
February 9, 2013	at Southern Illinois	W, 66-65				ISU leads series, 1-0			1928	vs Vincennes	W, 23-22
January 29, 2014	at Southern Illinois	L, 60-79	Texas Wesleyan			ISU leads series, 55-32			1929	at Vincennes	W, 41-19
February 15, 2014	vs Southern Illinois	W, 60-57	ISU leads series, 1-0			January 13, 1937	vs Valparaiso	W, 35-31	December 19, 1929	vs Vincennes	W, 16-13
March 8, 2014	vs Southern Illinois	W, 62-59	November 29, 1988	vs Texas Wesleyan	W, 70-66	February 5, 1937	at Valparaiso	W, 29-25	February 5, 1930	at Vincennes	W, 78-19
January 10, 2015	at Southern Illinois	W, 59-56				1938	at Valparaiso	L, 28-34			
February 21, 2015	vs Southern Illinois	W, 78-58	Toledo			1938	at Valparaiso	L, 34-21	VMI		
January 20, 2016	at Southern Illinois	L, 66-79	ISU leads series, 2-0			1939	at Valparaiso	W, 42-27	ISU leads series, 2-0		
February 10, 2016	vs Southern Illinois	L, 78-85	February 21, 2009	vs Toledo	W, 69-62	1939	at Valparaiso	L, 44-48	December 30, 1968	vs VMI	W, 73-53
January 4, 2017	at Southern Illinois	L, 74-80	December 19, 2009	at Toledo	W, 55-54	1939	at Valparaiso	W, 55-39	December 29, 1975	vs VMI	W, 88-60
February 19, 2017	vs Southern Illinois	L, 68-74				1940	at Valparaiso	W, 49-36			
January 24, 2018	at Southern Illinois	L, 77-82	Trinity of Texas			January 11, 1941	at Valparaiso	W, 48-34	Virginia Tech		
February 17, 2018	at Southern Illinois	L, 72-76	ISU leads series, 1-0			February 19, 1941	vs Valparaiso	W, 39-27	ISU leads series, 1-0		
January 30, 2019	at Southern Illinois	L, 73-88	March 1968	vs Trinity of Texas	W, 77-67	January 9, 1942	at Valparaiso	W, 63-42	March 11, 1979	vs Virginia Tech	W, 86-69
February 16, 2019	vs Southern Illinois	L, 57-79				February 19, 1942	vs Valparaiso	W, 71-33			
December 30, 2019	vs Southern Illinois	W, 68-56	Truman State			1943	at Valparaiso	W, 57-39	Wabash College		
February 26, 2020	at Southern Illinois	W, 77-68	ISU leads series, 4-0			1943	at Valparaiso	L, 49-61	ISU trails series, 16-9		
			November 17, 2012	vs Truman State	W, 70-57	February 10, 1944	vs Valparaiso	L, 48-52	January 30, 1903	at Wabash College	L, 10-18
SIU-Edwardsville			November 22, 2013	vs Truman State	W, 80-69	February 19, 1944	at Valparaiso	L, 50-56	March 20, 1903	vs Wabash College	L, 13-16
ISU leads series, 2-0			December 16, 2014	vs Truman State	W, 78-68	January 10, 1945	vs Valparaiso	W, 48-41	January 28, 1904	at Wabash College	L, 19-37
February 8, 1975	vs SIUE	W, 63-58	December 8, 2018	vs Truman State	W, 77-69	February 1945	at Valparaiso	L, 55-56	February 12, 1904	vs Wabash College	L, 23-39
December 19, 1984	vs SIUE	W, 83-67				1945	at Valparaiso	L, 51-52	January 12, 1914	at Wabash College	L, 12-28
						1946	at Valparaiso	L, 41-47	January 1916	at Wabash College	L, 16-50
Southern Methodist			Tulane			1947	at Valparaiso	W, 65-46	February 25, 1916	at Wabash College	L, 20-49
ISU leads series, 1-0			ISU trails series, 3-1			1947	at Valparaiso	W, 56-43	December 18, 1920	at Wabash College	L, 17-28
1947	at Southern Methodist	W, 80-53	December 14, 1970	at Tulane	L, 96-109	1948	at Valparaiso	W, 56-43	February 1, 1921	vs Wabash College	W, 38-32
			January 31, 1972	vs Tulane	L, 80-82	1948	at Valparaiso	W, 70-66	1926	at Wabash College	L, 25-45
Southern Oregon State			November 25, 2006	vs Tulane	W, 59-47	January 15, 1949	vs Valparaiso	W, 56-49	1926	at Wabash College	W, 48-46
ISU leads series, 2-0			December 17, 2007	at Tulane	L, 80-68	February 19, 1949	at Valparaiso	W, 66-58	1927	at Wabash College	L, 21-43
December 20, 1949	at Southern Oregon St.	W, 62-52				January 9, 1950	at Valparaiso	L, 58-64	1927	at Wabash College	L, 21-36
December 21, 1949	at Southern Oregon St.	W, 74-44				February 14, 1950	vs Valparaiso	L, 56-63	1928	at Wabash College	W, 31-21
						January 6, 1951	vs Valparaiso	W, 71-59	1928	at Wabash College	W, 28-25
Southwestern Louisiana						February 3, 1951	at Valparaiso	W, 69-61	1929	vs Wabash College	L, 21-28
ISU leads series, 1-0						January 5, 1952	vs Valparaiso	W, 62-55	December 23, 1929	at Wabash College	L, 25-34
December 21, 1967	vs SW Louisiana	W, 63-60				February 2, 1952	at Valparaiso	W, 62-60	January 3, 1930	vs Wabash College	W, 34-25
						December 18, 1952	vs Valparaiso	W, 69-55	1930	at Wabash College	L, 25-26
Sparks Business College						January 31, 1953	at Valparaiso	W, 75-67	1930	at Wabash College	L, 26-33
ISU leads series, 1-0						January 23, 1954	at Valparaiso	L, 66-80	December 21, 1943	vs Wabash College	W, 64-25
February 9, 1923	at Sparks Business College	W, 37-30				February 4, 1954	vs Valparaiso	L, 65-66	January 27, 1944	at Wabash College	L, 35-40
						January 22, 1955	at Valparaiso	L, 53-55	December 19, 1944	at Wabash College	W, 44-35
						February 9, 1955	vs Valparaiso	W, 47-41	January 30, 1945	vs Wabash College	W, 48-31
						February 8, 1956	vs Valparaiso	L, 63-72	February 16, 1976	vs Wabash College	W, 91-5
						February 25, 1956	at Valparaiso	L, 69-74			
						February 2, 1957	at Valparaiso	W, 60-63			
Stout Field						February 13, 1957	vs Valparaiso	L, 66-68	Wagner		
ISU leads series, 2-0						February 1, 1958	at Valparaiso	L, 60-73	ISU leads series, 1-0		
February 3, 1945	vs Stout Field	W, 75-41				February 12, 1958	vs Valparaiso	L, 78-82	December 21, 2006	vs Wagner	W, 92-86
February 10, 1945	at Stout Field	W, 53-37				January 31, 1959	at Valparaiso	W, 63-55			
						February 10, 1959	vs Valparaiso	W, 86-68	Washington State		
						January 30, 1960	at Valparaiso	W, 83-79	ISU trails series, 1-0		
Sul Ross State						February 10, 1960	vs Valparaiso	L, 61-70	December 11, 1987	vs Washington State	L, 61-73
ISU leads series, 1-0						January 3, 1961	vs Valparaiso	W, 76-73			
December 2, 1971	vs Sul Ross State	W, 93-78				February 8, 1961	at Valparaiso	W, 79-72	Wayne State		
						January 4, 1962	at Valparaiso	W, 89-88	ISU trails series, 1-0		
						February 6, 1962	vs Valparaiso	W, 86-77	December 27, 1951	vs Wayne State	L, 60-61
Syracuse						December 1962	vs Valparaiso	W, 78-65			
ISU trails series, 1-0						February 1963	at Valparaiso	W, 71-64	Washington-St. Louis		
March 18, 2011	vs #11 Syracuse	L, 60-77				December 1963	vs Valparaiso	W, 88-78	Series tied, 8-8		
						February 1964	at Valparaiso	W, 97-76	March 3, 1949	at Washington-St. Louis	L, 45-48
Tampa						February 12, 1964	at Valparaiso	W, 66-64	March 2, 1950	vs Washington-St. Louis	W, 60-40
ISU leads series, 1-0						February 2, 1965	vs Valparaiso	W, 91-89	February 23, 1952	at Washington-St. Louis	L, 49-59
March 17, 1950	vs Tampa	W, 73-69				February 3, 1965	at Valparaiso	W, 113-100	February 21, 1953	vs Washington-St. Louis	W, 63-58
						January 5, 1966	vs Valparaiso	W, 101-86	February 1954	at Washington-St. Louis	L, 60-78
Taylor						January 3, 1967	vs Valparaiso	W, 82-75	February 19, 1955	vs Washington-St. Louis	W, 75-70
ISU leads series, 5-0						February 11, 1967	at Valparaiso	L, 88-91	February 18, 1956	at Washington-St. Louis	L, 66-75
1940	at Taylor	W, 49-28				1967	at Valparaiso	L, 77-80			

SERIES HISTORY

February 6, 1960	vs Washington-St. Louis	L, 74-75	February 28, 1981	vs Wichita State	W, 75-72	November 21, 2011	vs Wisconsin-Green Bay	W, 57-56
February 4, 1961	at Washington-St. Louis	L, 76-81	February 18, 1982	at Wichita State	L, 57-75	December 12, 2017	vs Wisconsin-Green Bay	W, 85-63
February 3, 1962	vs Washington-St. Louis	W, 86-77	February 27, 1982	vs Wichita State	L, 72-92	November 9, 2018	at Wisconsin-Green Bay	W, 78-74
December 1962	at Washington-St. Louis	W, 71-68	January 31, 1993	at Wichita State	L, 81-89	Wisconsin-Milwaukee		
December 1963	vs Washington-St. Louis	W, 67-65	February 12, 1993	at #16 Wichita State	L, 97-111	ISU leads series, 5-2		
December 18, 1964	at Washington-St. Louis	L, 69-84	January 19, 1984	vs Wichita State	L, 65-66	January 3, 1963	vs Wisconsin-Milwaukee	W, 84-50
Weber State			February 16, 1984	at Wichita State	L, 67-78	January 2, 1964	at Wisconsin-Milwaukee	W, 77-69
ISU trails series, 1-0			January 16, 1985	at Wichita State	L, 80-84	February 5, 1973	vs Wisconsin-Milwaukee	W, 81-63
December 27, 1967	vs Weber State	L, 66-71	January 31, 1985	vs Wichita State	L, 72-88	February 23, 1974	at Wisconsin-Milwaukee	L, 66-80
West Texas State			March 7, 1985	at Wichita State	L, 65-92	December 9, 1997	at Wisconsin-Milwaukee	W, 74-62
ISU leads series, 16-6			January 18, 1986	vs Wichita State	W, 67-54	December 1, 1998	vs Wisconsin-Milwaukee	W, 79-66
1947	at West Texas St.	W, 71-50	February 8, 1986	at Wichita State	L, 76-77	November 30, 2002	vs Wisconsin-Milwaukee	L, 59-71
December 20, 1976	vs West Texas St.	W, 75-61	January 22, 1987	at Wichita State	L, 53-64	Wisconsin-Parkside		
January 8, 1977	at West Texas St.	W, 43-41	February 21, 1987	vs Wichita State	L, 52-70	ISU leads series, 1-0		
January 7, 1978	vs West Texas St.	W, 79-63	February 6, 1988	at Wichita State	L, 70-102	February 7, 1977	vs Wisconsin-Parkside	W, 77-73
February 4, 1978	at West Texas St.	W, 67-50	February 11, 1988	vs Wichita State	L, 67-70	Wisconsin-Platteville		
February 27, 1978	vs West Texas St.	W, 90-71	January 19, 1989	at Wichita State	L, 63-97	ISU leads series, 1-0		
January 6, 1979	vs West Texas St.	W, 98-77	February 23, 1989	vs Wichita State	L, 69-84	January 8, 1976	vs Wisconsin-Platteville	W, 91-83
February 12, 1979	vs West Texas St.	W, 100-75	February 3, 1990	at Wichita State	L, 38-60	Wisconsin-Stevens Point		
February 27, 1979	vs West Texas St.	W, 94-84	February 24, 1990	at Wichita State	L, 60-67	ISU leads series, 1-0		
January 12, 1980	at West Texas St.	W, 81-76	February 4, 1991	at Wichita State	W, 64-58	March 1942		
January 26, 1980	vs West Texas St.	W, 61-53	February 18, 1991	vs Wichita State	W, 75-64	vs Wis.-Stevens Point		
February 12, 1981	at West Texas St.	L, 84-98	January 11, 1992	vs Wichita State	W, 81-51	Wisconsin-Stout		
February 21, 1981	at West Texas St.	L, 88-104	February 15, 1992	at Wichita State	L, 58-73	ISU leads series, 1-0		
February 13, 1982	vs West Texas St.	L, 80-83	January 2, 1993	vs Wichita State	L, 69-73	December 20, 1966		
February 10, 1983	at West Texas St.	L, 87-108	January 16, 1993	at Wichita State	L, 68-84	vs Wisconsin-Stout		
March 5, 1983	vs West Texas St.	W, 111-103	January 20, 1994	vs Wichita State	W, 87-73	Wright State		
February 11, 1984	vs West Texas St.	L, 86-91	February 26, 1994	at Wichita State	L, 54-66	ISU leads series, 1-0		
March 3, 1984	at West Texas St.	W, 113-98	February 16, 1995	at Wichita State	L, 58-67	December 1, 2018		
January 5, 1985	at West Texas St.	W, 91-88	February 25, 1995	vs Wichita State	W, 94-83	vs Wright State		
February 23, 1985	vs West Texas St.	W, 77-64	January 11, 1996	at Wichita State	L, 60-78	December 7, 2019		
January 9, 1986	at West Texas St.	L, 50-61	January 22, 1996	vs Wichita State	W, 66-51	at Wright State		
February 6, 1986	vs West Texas St.	W, 54-46	January 4, 1997	vs Wichita State	L, 51-54	Wyoming		
Western Carolina			January 30, 1997	at Wichita State	W, 69-61	ISU trails series, 3-2		
ISU leads series, 1-0			January 5, 1998	vs Wichita State	W, 73-51	1939		
December 8, 1979	vs Western Carolina	W, 76-56	February 2, 1998	at Wichita State	L, 57-66	at Wyoming		
Western Illinois			February 28, 1998	vs Wichita State	L, 55-65	December 19, 2001		
ISU leads series, 8-2			January 7, 1999	vs Wichita State	W, 91-57	at Wyoming		
December 22, 1962	vs Western Illinois	L, 67-73	February 18, 1999	at Wichita State	W, 74-68	December 30, 2002		
January 19, 1963	at Western Illinois	L, 62-70	December 30, 1999	vs Wichita State	W, 58-53	vs Wyoming		
February 1964	vs Western Illinois	W, 92-69	January 27, 2000	at Wichita State	W, 72-65	December 4, 2010		
December 15, 1966	at Western Illinois	W, 92-79	March 4, 2000	vs Wichita State	W, 57-50	at Wyoming		
December 16, 1967	vs Western Illinois	W, 86-72	January 14, 2001	vs Wichita State	W, 92-68	November 16, 2015		
January 6, 1969	at Western Illinois	W, 94-70	January 27, 2001	at Wichita State	W, 85-67	Xavier		
January 12, 1970	vs Western Illinois	W, 100-85	January 16, 2002	vs Wichita State	L, 63-64	ISU leads series, 2-1		
March 4, 1972	vs Western Illinois	W, 80-72	February 3, 2002	at Wichita State	L, 84-87	1946		
December 7, 1999	vs Western Illinois	W, 53-51	January 7, 2003	at Wichita State	L, 55-71	vs Xavier		
December 9, 2000	at Western Illinois	W, 84-79	February 22, 2003	vs Wichita State	L, 63-72	January 22, 1949		
Western Kentucky			January 17, 2004	at Wichita State	W, 64-63	at Xavier		
ISU trails series, 6-3			February 11, 2004	vs Wichita State	L, 67-53	February 3, 1950		
January 20, 1941	vs Western Kentucky	W, 30-26	January 15, 2005	vs Wichita State	W, 64-60	Youngstown State		
February 17, 1941	at Western Kentucky	L, 22-30	February 5, 2005	at Wichita State	L, 67-57	ISU leads series, 1-0		
February 3, 1942	vs Western Kentucky	L, 35-41	December 28, 2006	at Wichita State	L, 66-62	November 22, 2002		
February 16, 1942	at Western Kentucky	L, 48-53	February 11, 2006	vs Wichita State	L, 77-58	vs Youngstown State		
November 24, 2009	at Western Kentucky	W, 64-63	March 3, 2006	vs Wichita State	L, 81-62			
December 13, 2015	at Western Kentucky	L, 62-75	January 10, 2007	vs Wichita State	W, 68-63			
December 11, 2016	vs Western Kentucky	L, 59-77	February 8, 2007	at Wichita State	L, 61-45			
December 16, 2017	at Western Kentucky	L, 65-81	February 9, 2008	at Wichita State	L, 65-60			
November 24, 2018	vs Western Kentucky	W, 80-63	February 19, 2008	vs Wichita State	W, 83-73			
Western Michigan			March 6, 2008	vs Wichita State	W, 71-67			
ISU leads series, 12-3			February 4, 2009	vs Wichita State	L, 58-64			
January 24, 1942	vs Western Michigan	W, 51-45	February 24, 2009	at Wichita State	L, 70-76			
March 2, 1942	at Western Michigan	W, 49-46	January 13, 2010	vs Wichita State	L, 73-84			
1947	at Western Michigan	W, 61-55	February 6, 2010	at Wichita State	L, 70-76			
1947	at Western Michigan	W, 70-57	January 22, 2011	at Wichita State	L, 83-93			
1948	at Western Michigan	W, 65-38	February 1, 2011	vs Wichita State	L, 54-70			
1948	at Western Michigan	L, 55-56	March 5, 2011	vs Wichita State	W, 61-54			
February 27, 1956	at Western Michigan	W, 84-79	January 15, 2012	vs Wichita State	L, 65-75			
December 21, 1956	vs Western Michigan	W, 83-66	February 4, 2012	at Wichita State	L, 66-71			
February 28, 1958	at Western Michigan	W, 83-71	March 2, 2012	vs #14 Wichita State	L, 48-72			
February 23, 1959	vs Western Michigan	W, 77-62	January 29, 2013	at #14 Wichita State	W, 68-55			
December 14, 1968	at Western Michigan	L, 81-85	February 19, 2013	vs Wichita State	L, 62-66			
December 22, 1969	vs Western Michigan	W, 68-64	January 18, 2014	at #5 Wichita State	L, 48-68			
December 3, 1993	vs Western Michigan	L, 52-67	February 5, 2014	vs #2/#4 Wichita State	L, 58-65			
November 25, 1997	at Western Michigan	L, 58-74	March 9, 2014	vs #2 Wichita State	L, 69-83			
November 16, 1998	vs Western Michigan	W, 79-77	February 11, 2015	at #13/#15 Wichita State	L, 57-75			
February 18, 2006	at Western Michigan	W, 59-57	February 25, 2015	vs #11 Wichita State	L, 53-63			
November 14, 2006	vs Western Michigan	W, 73-71	January 17, 2016	at Wichita State	L, 62-82			
Western New Mexico			February 21, 2016	vs Wichita State	L, 51-84			
ISU leads series, 1-0			December 28, 2016	vs Wichita State	L, 72-80			
December 17, 1966	vs W. New Mexico	W, 103-88	January 21, 2017	at Wichita State	L, 58-84			
Western Washington			William Penn					
ISU leads series, 1-0			ISU leads series, 1-0					
December 28, 1963	at Western Washington	W, 84-56	December 1, 1986	vs William Penn	W, 88-56			
Westmont College			Winona Technical					
ISU leads series, 3-0			ISU leads series, 2-1					
January 4, 1973	vs Westmont College	W, 68-59	February 19, 1909	vs Winona Technical	W, 18-12			
November 26, 1977	vs Westmont College	W, 88-55	January 1916	at Winona Technical	W, 17-12			
November 29, 1986	vs Westmont College	W, 76-60	January 28, 1916	at Winona Technical	L, 16-23			
Wichita State			Winston-Salem					
ISU trails series, 61-28			Series tied, 1-1					
January 26, 1978	at Wichita State	L, 70-74	March 12, 1962	vs Winston-Salem	L, 71-83			
February 20, 1978	vs Wichita State	W, 72-56	December 21, 1962	vs Winston-Salem	W, 102-61			
January 18, 1979	at Wichita State	W, 94-84	Winthrop					
February 24, 1979	vs Wichita State	W, 109-84	ISU leads series, 1-0					
January 5, 1980	vs Wichita State	W, 62-54	November 13, 2012	vs Winthrop	W, 66-55			
February 21, 1980	at Wichita State	L, 54-58	Wisconsin					
February 26, 1980	at Wichita State	L, 70-82	ISU leads series, 1-0					
January 26, 1981	at Wichita State	L, 59-93	December 1962	at Wisconsin	W, 87-86			
			Wisconsin-Green Bay					
			ISU leads series, 3-2					
			December 30, 1994					
			at Wisconsin-Green Bay					
			February 20, 2010					
			at Wisconsin-Green Bay					

MEMORABLE MOMENTS IN SYCAMORE BASKETBALL HISTORY

Purdue at Indiana State December 14, 1973

This game represented the Hulman Center's coming out party.

An estimated crowd of 9,000 fans watched Indiana State play its first-ever basketball game at Hulman Center against Purdue. The Sycamores dropped an 81-69 decision, as John Garrett tossed in 26 points and grabbed 11 rebounds for the Boilermakers. Frank Kendrick added 20 points and 10 boards for Purdue.

The Sycamores were led by Carl Macon and Rick Williams, who each scored 22 points. Macon also had nine rebounds for ISU.

Purdue at Indiana State November 27, 1977

Bird's junior year. The Larry and Harry (Morgan) Show. Indiana State's fans have been revved up about this game for weeks.

Purdue's Boilermakers featured the likes of future NBAers Joe Barry Carroll and Jerry Sichting. Indiana State started a junior college transfer by the name of Leroy Staley at guard. In the end it was no contest as the Sycamores rolled to a 91-63 win over their cousins from the Big Ten.

Bird was remarkable. The "Hick from French Lick" scored 26 points, grabbed 17 rebounds and dished out eight assists. Staley added 22 points and Morgan chipped in with 18.

But what people remember the most about this game was the confrontation between Purdue's Carroll and ISU's 7-foot backup center Richard Johnson. Carroll had been doing a number on Indiana State's starting center DeCarsta Webster early in the contest.

Johnson was inserted into the lineup to try and slow the Purdue center down a bit. He accomplished that quickly with an elbow to the face of Carroll while both were scrambling for a rebound. The Boilermaker pivotman was controlled the rest of the game.

Bradley vs. Indiana State March 1, 1978

A Missouri Valley Conference postseason tournament game featuring ISU's Larry Bird and Bradley's Roger Phegley. The Sycamores won the game 88-81 as Bird fired in 33 points and hauled down 14 rebounds. ISU went on to play New Mexico State and Creighton in the tournament, finally losing to the Bluejays, 54-52. Indiana State eventually took part in the NIT postseason tournament, losing to Rutgers 57-56 in the semifinals.

Indiana State at New Mexico State February 1, 1979

The Sycamores' perfect 18-0 record was on the line as Indiana State trailed, 83-81, with just three seconds remaining in regulation time. And, to make matters bleaker, the Aggies were at the free throw line. They missed the shot, however, and the rebound was controlled by Sycamores' center Brad Miley. Miley's outlet pass went to Bob Heaton, who launched a 50-

foot desperation heave at the bucket. The shot banked through the net, sending the game into overtime and an eventual 91-89 Indiana State victory. Heaton would forever be known as the "Miracle Man".

Wichita State at Indiana State February 24, 1979

Larry Bird's last regular season home game. A national television audience (NBC) and commentator Al McGuire -- watched as ISU toppled Wichita State, 109-84. The Sycamores were undefeated and ranked No. 2 nationally. A win over the Shockers and losses by Notre Dame and UCLA would move Indiana State into the Number 1 ranking in the country. A blizzard outside didn't stop a sellout crowd from filling Hulman Center to capacity. Larry Legend scored a career-high 49 points. Need we say more?



Two of the top four most memorable games in Hulman Center history pitted the Sycamores against the Wichita State Shockers. Here, Carl Nicks drives the baseline during the 1979 contest.

Indiana State vs. Arkansas March 17, 1979

The Sycamores cruised into the Midwest Regional Final, dispatching Virginia Tech and Oklahoma, meeting Arkansas with a Final Four berth on the line. With the game tied, 81-81, Bob Heaton lived up to his 'Miracle Man' moniker. The Clay City, Ind., native drove the lane and, as time expired, the right-handed Heaton switched the ball to his left hand, sinking the game winner as the buzzer sounded.

Indiana State vs. Michigan State March 26, 1979

Indiana State vs. Michigan State. Larry Bird vs. Ervin "Magic" Johnson. The Sycamores' carried an unblemished 33-0 record into the National Championship game but would run out of miracles, hitting an uncharacteristic 42 percent from the field, falling to the Spartans by a 75-64 count. But this contest, the most-watched game in college basketball history, will forever be thought of as being the game which elevated college basketball into the national spotlight - an honor to which the Sycamores will forever be linked.

Drake vs. Indiana State January 18, 1997

While the Sycamores' defeated Drake, 76-64, what made this home game special was the heroic rebounding effort of Jim Cruse. The Terre Haute native grabbed a school-record 25 rebounds - a record which has yet to be topped. Cruse, who was the MVC's rebounding leader the previous season, went on to lead the Missouri Valley Conference in rebounding for a second-consecutive year. His 10.6 rebound average was also the last time that a Valley member averaged better than 10 boards per game.

Indiana State at Indiana December 11, 1999

The Sycamores carried a record of just 4-4 into the Championship Game of the Indiana Classic. The 15th-ranked Hoosiers, meanwhile, were undefeated in 52 previous Indiana Classic games. The Sycamores fell behind, 10-2, before using a 12-2 run to go ahead, 14-12. And they never trailed again. Indiana State, which held the Hoosiers scoreless over the game's final 2:54, led, 61-60, when Kelyn Block stole the ball from the Hoosiers' Michael Lewis, drawing a foul. Block hit both ends of the one-and-one to seal the victory. Nate Green, Matt Renn and Michael Menser were named to all-tournament team, with Green earning Indiana Classic MVP honors.

Eastern Illinois at Indiana State December 19, 1999

What began as a low-scoring contest (it took the Sycamores nearly 35 minutes to tally 51 points) turned into a barnburner. Coming off the emotional Indiana game the previous week, the Sycamores found themselves facing a 14-point deficit with just 5:13 remaining. At that point, Indiana State proceeded to pour in 51 points over the remaining five minutes and two overtime periods to take a 102-91 victory. Nate Green, who poured in 14 points during the two overtime periods, tallied 45 points on the night, marking the Sycamores' first 40-point outing in 15 years.


Bradley at Indiana State February 29, 2000

It was a magical night in Hulman Center, as a feverish gathering of 8,738 partisan Indiana State fans, including Larry Bird, were on hand to witness what was hoped to be the Sycamores' first MVC regular-season championship in 21 years. And the Sycamores didn't disappoint. After falling behind by as many as nine points in the first half, ISU cut the deficit to three at the halftime break. After taking the lead for good, 47-46 on a Matt Renn jumper, the Sycamores built a seven-point cushion. Bradley fought back, only to come up short, however, as Rob Dye's desperation jumper clanged off the rim at the buzzer, giving the Sycamores a 56-54 senior-night victory in the regionally-televised event. The Valley men's basketball championship trophy was back home in Terre Haute.

MEMORABLE MOMENTS IN SYCAMORE BASKETBALL HISTORY

Indiana at Indiana State November 29, 2000

Call this one "Michael's Miracle", as Michael Menser seemingly single-handedly led the Sycamores to a 59-58 victory before a standing room-only crowd of 10,220 at ISU's Hulman Center. With ISU trailing by four points, Menser hit a three-pointer from the top of the key with 8.5 seconds remaining to pull the Sycamores to within one point. Indiana State then fouled Indiana's Kirk Haston, who made the front end, but missed the second end of the one-and-one opportunity. Sycamore center Djibril Kante grabbed the rebound and fed Menser with the outlet pass. Menser raced up court and canned the game-winning trey with :0.05 seconds remaining. A last-ditch shot by Indiana wouldn't fall, setting off a celebration which went long into the night.



Kelyn Block's 21-point outing against Bradley in the MVC Finals helped give Indiana State the 2001 MVC Tournament Championship.

State Farm MVC Tournament March 2-5, 2001

The Sycamores captured the school's second MVC Tournament Championship, and with it the Missouri Valley Conference's automatic bid into the NCAA Tournament, with a three-game run during the Valley tournament. While the Sycamores' championship run wasn't totally unexpected, what made it improbable was that ISU entered the MVC tourney having dropped six of its final eight regular season contests. Nonetheless, the Sycamores defeated Southern Illinois (67-64) in quarterfinal action. Michael Menser then scored a career-high 32 points in defeating top-seeded Creighton, 87-74. Kelyn Block then stepped into the spotlight, tallying a game-high 21 points during the Sycamores' 69-63 win over the MVC finals. Block and Matt Renn

earned all-tournament honors, while Menser was selected as the tourney's Outstanding Player.

Indiana State vs. Oklahoma March 16, 2001

No. 13 seed Indiana State won its first NCAA Tournament game since the 1979 season, overcoming a seven-point halftime deficit to defeat fourth-seed Oklahoma, 70-68, in overtime. Matt Renn tallied 22 points to lead the Sycamores, but it was Kelyn Block's courageous performance which will last in the memories of Sycamore fans. Block tangled with OU's Hollis Price with 1:33 remaining in regulation breaking Block's three front lower teeth, while Price suffered a severe contusion to his left triceps. Both players leave the game, but Block would reappear just prior to start of overtime. He proceeds to make a steal and layup just :14 seconds into the overtime period and proceeds to score five of the Sycamores' nine overtime points to send Indiana State into the NCAA South Region second-round.


Indiana State at Southern Illinois February 1, 2006

The Sycamores used a career-best effort from Tyson Schnitker and snapped an 11-game losing streak with a 63-54 win over Southern Illinois in Carbondale. With the win, the Sycamores put an end to the Saluki's 33-game home winning streak, which was the nation's longest entering the night. In addition, Southern Illinois had won 42-straight conference home games dating back to February of 2001. ISU had dropped 10-straight games in the series with Southern Illinois, and had not won in Carbondale in 25 years dating back to a 75-70 victory over SIU on Jan. 18, 1981, a stretch of 24 games. But behind Schnitker's career-high 24 points the Sycamores won on the road in conference for the first time in 15 games. Senior David Moss, in his second game back from a hamstring injury, was back to his old form with a solid all-around effort as he posted 13 points and eight rebounds in 35 minutes. The stingy Sycamore defense was another key to the night as they held the Saluki's to 37.0 percent shooting from the floor, including 25 percent from behind the arc.

Missouri State at Indiana State February 27, 2010

For one Indiana State senior, even through injury this season, the Sycamores have always been his team. And today, Harry Marshall made Senior Day his moment, by draining a long 3-pointer as the buzzer sounded in overtime to send ISU to a 75-72 victory over Missouri State in front of 10,200 fans on SERVPRO Fan Appreciation Day. With the ball and the score tied at 69 with 33.7 seconds left in the overtime period, much as it was at the end of regulation, the Sycamores controlled the ball for the final possession. ISU failed to score in regulation, but this time it was Reed who converted for Indiana State with a contested 3-point shot from the left wing to surge ISU ahead 72-69 with just over ten

seconds remaining. Missouri State's Kyle Weems answered Reed's call to knot the score at 72 with four seconds remaining. That is when Marshall stepped up and hit the shot of his career. A pull-up jumper by Marshall from the First Financial Bank logo in front of the Sycamore bench left his hands with 1.1 seconds on the clock and hit nothing but the bottom of the net as the horn sounded to give the Sycamores a 75-72 overtime victory. It marks the second time in his career that Marshall has hit a buzzer-beating, game-winner as he also accomplished the feat as the buzzer sounded in a 75-73 road overtime victory over Illinois State last season.



Jordan Printy was 6-of-6 from 3-point range and the Sycamores were 12-of-12 from behind the arc as the Sycamores set a NCAA record for 3-point shooting percentage against Southern Illinois on Feb. 11, 2012.

Missouri State vs Indiana State March 6, 2011

The Indiana State Sycamores defeated MVC Regular Season Champion Missouri State by the score of 60-56 in the Championship Game of the State Farm MVC Tournament on in front of 10,171 fans inside Scottrade Center and a CBS Sports national TV audience. MSU erased a 52-44 lead with a 9-2 run that ended at the 4:35 mark left in the contest as ISU held on to a 54-53 lead. Odum hit a free throw to stretch the advantage to 55-53 and then he hit two more to make it 57-53 with 31 seconds left. Adam Leonard connected on a 3-pointer with 27 seconds left to make it 57-56 and then Odum was fouled with 19 seconds left and hit 1-of-2 to make it 58-56. Jermaine Mallett turned the ball over with two seconds left and Jake Kelly finished the Bears off with two free throws with one second remaining to secure the 60-56 victory. ISU was paced by 15 points from senior Aaron Carter, who was 7-of-9 at the free throw line. He added four rebounds, an assist and two blocked shots. Jake Odum added 12 points with four rebounds.

MEMORABLE MOMENTS IN SYCAMORE BASKETBALL HISTORY

Indiana State at No. 25 Vanderbilt December 18, 2011

Indiana State used a 16-2 run over the final six and half minutes to down No. 25 Vanderbilt by the score of 61-55 in front of 13,310 fans inside historic Memorial Gym. The victory for the Sycamores was the first over a nationally-ranked opponent since taking down No. 14 Butler in 2006 and marked its first victory over a nationally-ranked opponent on the road for first time since 1999. RJ Mahurin scored a game-high 14 points as he hit 4-of-7 attempts from 3-point range. Carl Richrd and Jordan Printy tallied 11 points each while Jake Odum had 10. The Sycamores raced out to a 16-4 lead in the game and led by as many as nine points in the second half before Vanderbilt took a 53-45 advantage with 6:31 on the clock. ISU scored 10 points in a row to retake the lead and held on for the win.

Southern Illinois at Indiana State February 11, 2012

Indiana State used an NCAA record setting shooting performance from 3-point range -- as well as its best overall shooting percentage since 1992 -- plus a career-high tying 18 points from senior Jordan Printy to down Southern Illinois 78-68 in front of 6,040 fans inside Hulman Center. The Sycamores hit all 12 of their 3-point attempts in the game, including six from Printy. The 12 made field goals in a row during one game broke the previous NCAA record of 11 set by Niagara and Eastern Kentucky in 1987. Additionally, the Sycamores 12-of-12 3-point shooting performance is a new NCAA record for 3-point shooting percentage by a team making at least 10 attempts from long range. The 12-of-12 mark tops Ohio State's 14-of-15 performance (93.3 percent) on March 6, 2011 against Wisconsin. Printy and Lathan tied for leading scorer honors with 18 each. Printy went a perfect 6-of-6 from 3-point range to tie his career-bests for treys in a game with six as well as points. Printy's perfect 6-of-6 mark from 3-point range is the best in the Missouri Valley Conference this season, topping Northern Iowa's Marc Sonnen who had hit 5-of-5 versus Creighton on January 10.

Indiana State at No. 21/22 Notre Dame November 17, 2013

Indiana State trailed only twice at No. 21/22 nationally-ranked Notre Dame and withstood an early second half comeback by the Fighting Irish by putting together a key 18-3 run as the Sycamores took home an 83-70 victory in front of 8,257 fans inside the Joyce Center. The victory by Indiana State is the third in a row against a nationally-ranked opponent and its second in a row over a member of the Atlantic Coast Conference. It marks the third season in a row that Indiana State has defeated a nationally-ranked team on the road. The win also ends Notre Dame's 48-game, 14-year home court winning streak in the month of November. Justin Gant led the Sycamores with 17 points, hitting 6-of-12 shots from the field and grabbed four

rebounds. Five different Sycamores reached double figures scoring as Khristian Smith scored 15, Manny Arop had 13 while Odum and Devonte Brown posted 10.

Indiana State vs. No. 15 Butler December 7, 2016

Indiana State's Brenton Scott and Matt Van Scyoc rode hot shooting performances and each eclipsed the 20-point scoring mark as the Sycamores downed No. 15 Butler in yet another close scoring affair by the score of 72-71 in front of 5,559 fans inside electric Hulman Center. Indiana State won its fifth game against a nationally-ranked opponent under head coach Greg Lansing -- a new record and its first since a 2013 victory at No. 21 Notre Dame. Scott led the way with 25 points while Van Scyoc got hot late en route to scoring a career-high 23 points after knocking down six 3-pointers. The Sycamores hit 48.1 percent of their shots in the game (26-of-54) and connected on 10 3-pointers. ISU limited Butler to 25-of-55 shooting (45.5 percent), but the Bulldogs countered with a 10-of-18 (55.6 percent) effort from long range. ISU won the battle of the boards by a 37-29 margin and held a 13-12 edge in second chance points. ISU found success also in transition by holding a 9-4 edge in fast break points. After a pair of Tyler Lewis free throws got Butler within 65-62, Van Scyoc remaining hit another 3-pointer at the 2:13 mark and the Sycamores led 68-62. The Bulldogs would get within a possession, but Van Scyoc drained his third 3-pointer in the final three minutes with 43 seconds on the clock and ISU led 71-66. A pair of free throws by Lewis with 12 seconds left knotted the score at 71. Scott was fouled going

to the basket with 1.5 seconds remaining and he hit the first free throw for the 72-71 lead. A full court desperation heave from Butler went unanswered and set off a wild celebration on the Hulman Center floor.

Indiana State at Indiana November 10, 2017

Oh what a night it was for the Sycamores as they used a blistering performance from downtown en route to a 90-69 victory over Indiana in front of 17,222 fans inside Assembly Hall. The 90 points scored represent the most by a Sycamore team in the all-time series with the Hoosiers -- topping the previous best of 72 set in a 2005 win inside Hulman Center. ISU won that game by five points, 72-67, which until tonight was the Sycamores largest margin of victory in the series. The Sycamores have now won four of the last six meetings in the all-time series dating back to Indiana State's last win in this building back in 1999. It was the Sycamores' first win in the series since 2005. The Sycamore victory broke a string of 32 wins in a row for the Hoosiers in their home opener and was ISU's first win on the road in a season opener since a 2014 overtime victory at IUPUI. Indiana State was solid in many areas, beginning with 3-point shooting as they hit 17-of-26 attempts (65.4 percent) from long range. The 17 3-pointers are the most by an opponent against Indiana inside Assembly Hall and fell just one shy of the Sycamore school record of 18 set in 1988 against Arizona State. Brenton Scott led the way with a 9-of-12 shooting performance, including a mark of 6-of-8 from 3-point range to lead the way with 24 points.





1978

Hulman Center, Terre Haute, Ind.
Indiana State 90, West Texas St. 71
Indiana State 88, Bradley 81
Indiana State 80, NM St. 78 (20T)
Omaha Civic, Omaha, Neb.
Creighton 54, Indiana State 52

1979

Hulman Center, Terre Haute, Ind.
Indiana State 94, West Texas St. 84
Indiana State 79, Southern Ill. 72
Indiana State 69, New Mex. St. 59
(MVC Tournament Champions)

1980

Henry Levitt Arena, Wichita, Kan.
Wichita State 82, Indiana State 70

1981

Omaha Civic, Omaha, Neb.
Creighton, 64, Indiana State 61

1982

Robertson Fieldhouse, Peoria, Ill.
Bradley 86, Indiana State 61

1983

Assembly Center, Tulsa, Okla.
Tulsa 108, Indiana State 89

1984

Assembly Center, Tulsa, Okla.
Tulsa 110, Indiana State 99

1985

Horton Field House, Normal, Ill.
Indiana State 66, Illinois State 61
Henry Levitt Arena, Wichita, Kan.
Wichita State 92, Indiana State 65

1986

Assembly Center, Tulsa, Okla.
Tulsa 68, Indiana State 50

1987

Horton Field House, Normal, Ill.
Illinois State 70, Indiana State 55

1988

Carver Arena, Peoria, Ill.
Bradley 93, Indiana State 74

1989

Henry Levitt Arena, Wichita, Kan.
Creighton 85, Indiana State 70

1990

Redbird Arena, Normal, Ill.
Southern Illinois 70, Indiana State 54

1991

Kiel Auditorium, St. Louis, Mo.
Southern Illinois 80, Indiana State 61

1992

The Arena, St. Louis, Mo.
Tulsa 77, Indiana State 65

1993

The Arena, St. Louis, Mo.
Illinois State 73, Indiana State 68

1997

Kiel Center, St. Louis, Mo.
Indiana State 86, Southern Illinois 71
Illinois State 72, Indiana State 58

1998

Kiel Center, St. Louis, Mo.
Wichita State 65, Indiana State 55

1999

Kiel Center, St. Louis, Mo.
Missouri St. 79, Indiana State 78-OT

2000

Kiel Center, St. Louis, Mo.
Indiana State 57, Wichita State 50
Creighton 71, Indiana State 69

2001

Savvis Center, St. Louis, Mo.
Indiana State 67, Southern Illinois 64
Indiana State 87, Creighton 74
Indiana State 69, Bradley 63
(MVC Tournament Champions)

2002

Savvis Center, St. Louis, Mo.
Bradley 70, Indiana State 58

2003

Savvis Center, St. Louis, Mo.
Indiana State 61, Northern Iowa 60
Creighton 57, Indiana State 56

2004

Savvis Center, St. Louis, Mo.
Evansville 63, Indiana State 59

2005

Savvis Center, St. Louis, Mo.
Indiana State 63, Bradley 61
Southern Illinois 64, Indiana State 49

2006

Savvis Center, St. Louis, Mo.
Indiana State 72, Drake 63
Wichita State 83, Indiana State 61

2007

Savvis Center, St. Louis, Mo.
Indiana State 68, Illinois State 65
Creighton 59, Indiana State 38

2008

Scotttrade Center, St. Louis, Mo.
Indiana State 71, Wichita State 67
Drake 68, Indiana State 46

2009

Scotttrade Center, St. Louis, Mo.
Indiana State 62, Drake 65
Northern Iowa 73, Indiana State 69

2010

Scotttrade Center, St. Louis, Mo.
Illinois State 69, Indiana State 65

2011

Scotttrade Center, St. Louis, Mo.
Indiana State 52, Evansville 50
Indiana State 61, Wichita State 54
Indiana State 60, Missouri State 56
(MVC Tournament Champions)

2012

Scotttrade Center, St. Louis, Mo.
Indiana State 66, Southern Illinois 51
Wichita State 72, Indiana State 48

2013

Scotttrade Center, St. Louis, Mo.
Indiana State 51, Evansville 50
Creighton 64, Indiana State 43

2014

Scotttrade Center, St. Louis, Mo.
Indiana State 75, Loyola 62
Indiana State 62, Southern Illinois 59
Wichita State 83, Indiana State 69

2015

Scotttrade Center, St. Louis, Mo.
Loyola 81, Indiana State 53

2016

Scotttrade Center, St. Louis, Mo.
Indiana State 65, Illinois State 57
Evansville 68, Indiana State 42

2017

Scotttrade Center, St. Louis, Mo.
Evansville 83, Indiana State 72

2018

Scotttrade Center, St. Louis, Mo.
Illinois State 77, Indiana State 70

2019

Enterprise Center, St. Louis, Mo.
Valparaiso 77, Indiana State 55

2020

Enterprise Center, St. Louis, Mo.
Missouri State 78, Indiana State 51

Overall: 25-35

Home: 6-0

Away: 1-10

Neutral: 18-26

Olympic Trials

1936 - Chicago, Ill.
First Round: ISU 45 Miami (OH) 27
Second Round: ISU 30, Augustana 26
Third Round: DePaul 29, ISU 28

National Intercollegiate Tournament

1942 - Kansas City, Mo.
First Round: ISU 82, Wis.-Stevens Point 45
Second Round: ISU 51, Simpson 43
Third Round: Hamline 45, ISU 41

1943 - Kansas City, Mo.
First Round: Maryville 37, Indiana State 28

NAIB National Tournament

1946 - at Kansas City, Mo.
First Round: Indiana State 62, Minnesota Teachers College 51
Second Round: Indiana State 62, Houston 43
Quarterfinals: Indiana State 55, South Dakota Wesleyan 34
Semifinals: Indiana State 56, Pepperdine 43
Finals: Southern Illinois 49, Indiana State 48

1948 - Kansas City, Mo.
First Round: Indiana State 72, St. Francis 40
Second Round: Indiana State 82, Brigham Young 68
Quarterfinals: Indiana State 59, San Jose State 52
Semifinals: Indiana State 66, Hamline 65
Championship: Louisville 82, Indiana State 70

1949 - at Kansas City, Mo.
1st Round: Indiana State 60, Eastern New Mexico 42
2nd Round: Indiana State 78, Loyola-Baltimore 58
Quarterfinals: Indiana State 67, Emporia State 66
Semifinals: Regis College 48, Indiana State 45
Consolation: Beloit 67, Indiana State 59

1950 - at Kansas City, Mo.
First Round: Indiana State 65, Delta State 59
Second Round: Indiana State 87, Arkansas State 79
Quarterfinals: Indiana State 61, Baldwin-Wallace 39
Semifinals: Indiana State 73, Tampa 69
Championship: Indiana State 61, East Central Oklahoma 57
• Sycamores win NAIB
National Championship •

NAIA National Tournament

1952 - Kansas City, Mo.
First Round: Indiana State 79, Fairleigh Dickinson 72
Second Round: Southwest Missouri 82, Indiana State 64

1953 - Kansas City, Mo.
First Round: Indiana State 100, Midwestern 76
Second Round: Indiana State 100, Arkansas Tech, 82
Quarterfinals: Indiana State 106, Findlay College 70
Semifinals: Southwest Missouri 84, Indiana State 60
Consolation: Indiana State 74, East Texas State 71

1954 - Kansas City, Mo.
First Round: Geneva 88, Indiana State 82

1959 - Kansas City, Mo.
First Round: Indiana State 87, Morningside 67
Second Round: Georgia Southern 73, Indiana State 70

1962 - Kansas City, Mo.
First Round: Indiana State 91, Taylor 71
Second Round: Winston-Salem 83, Indiana State 71

1963 - Kansas City, Mo.
First Round: Indiana State 78, Parsons 77
Second Round: Carson-Newman 70, Indiana State 63

NCAA College Division Tournament

1966 - Regionals at Carbondale, Ill.
Semifinals: Southern Illinois 85, Indiana State 65
Consolation: Lamar Tech 93, Indiana State 78

1967 - Regionals at Carbondale, Ill.
Semifinals: Indiana State 109, Luther College 88
Finals: Valparaiso 80, Indiana State 77

1968 - Regionals at Normal, Ill.
Semifinals: Indiana State 101, South Dakota State 96
Finals: Indiana State 98, Illinois State 93
Finals at Evansville, Ind.
Quarterfinals: Indiana State 94, Nevada-Las Vegas 75
Semifinals: Indiana State 77, Trinity 67
Championship: Kentucky Wesleyan 63, Indiana State 52

NCAA Division I Tournament

1979 - Midwest Sub-Regional at Lawrence, Kan.
First Round: Indiana State 86, Virginia Tech 69

Midwest Regional at Cincinnati, Ohio
Semifinal: Indiana State 93, Oklahoma 72
Championship: Indiana State 73, Arkansas 71

Final Four at Salt Lake City, Utah
Semifinals: Indiana State 76, DePaul 74
Championship: Michigan State 75, Indiana State 64

2000 - West Regional at Salt Lake City, Utah
First Round: Texas 77, Indiana State 61

2001 - South Regional at Memphis, Tenn.
First Round: Indiana State 70, Oklahoma 68 (ot)
Second Round: Gonzaga 85, Indiana State 68

2011 - East Regional at Cleveland, Ohio
Second Round: Syracuse 77, Indiana State 60

National Invitation Tournament

1977 - First Round at Houston, Texas
Houston 83, Indiana State 82

1978 - First Round at Terre Haute, Ind.
Indiana State 73, Illinois State 71

Second Round at Piscataway, N.J.
Rutgers 57, Indiana State 56

2013 - First Round at Iowa City, Iowa
Iowa 68, Indiana State 52

2014 - First Round at Fayetteville, Ark.
Arkansas 91, Indiana State 71

CBI

2010 - First Round at St. Louis, Mo.
Saint Louis 63, Indiana State 54

CIT

2012 - First Round at Terre Haute, Ind.
Robert Morris 67, Indiana State 60

INDIANA STATE BASKETBALL NCAA TOURNAMENT BOX SCORES

NCAA MIDWEST SUB-REGIONAL INDIANA ST. 86, VIRGINIA TECH 69 March 11, 1979 • Lawrence, Kan.

INDIANA ST. 86	FG-A	FT-A	RB	PF	TP
Brad Miley	1-2	0-3	7	0	2
Alex Gilbert	6-8	0-2	7	1	12
Larry Bird	6-14	10-12	13	2	22
Carl Nicks	9-21	4-5	3	1	22
Steve Reed	5-7	2-2	4	2	12
Bob Heaton	5-5	2-4	2	3	12
Leroy Staley	1-4	0-0	2	1	2
Rich Nemcek	0-1	0-0	0	0	0
Eric Curry	0-0	0-0	1	2	0
Scott Turner	0-0	0-0	1	0	0
Tom Crowder	1-1	0-0	0	0	2
Bob Ritter	0-0	0-0	0	0	0
Team			5		
Totals	34-63	18-28	45	12	86

VA TECH 69	FG-A	FT-A	RB	PF	TP
Les Henson	8-15	2-2	8	5	18
Wayne Robinson	4-10	2-2	7	3	10
Dale Solomon	6-15	0-1	6	1	12
Dexter Reid	4-9	0-0	6	4	8
Marshall Ashford	6-15	3-3	5	4	15
Tic Price	2-5	0-0	0	5	4
Chris Scott	0-1	0-0	0	0	0
Gordy Bryan	1-3	0-0	1	0	2
David Bennett	0-1	0-0	1	0	0
John Hillenbrand	0-0	0-0	0	0	0
Mark Sharder	0-0	0-0	0	0	0
Team			4		
Totals	31-74	7-8	38	22	69

Halftime: Indiana State 40, Va. Tech 26.
Officials: Turner, Kortz, Lembo.
Attendance: 15,110.

NCAA MIDWEST REGIONAL INDIANA ST. 93, OKLAHOMA 72 March 15, 1979 • Cincinnati, Ohio

INDIANA ST. 93	FG-A	FT-A	RB	PF	TP
Alex Gilbert	6-7	0-3	9	2	12
Brad Miley	3-3	0-0	3	1	6
Larry Bird	11-19	7-8	15	0	29
Carl Nicks	8-16	4-9	3	2	20
Steve Reed	0-3	4-4	2	5	4
Bob Heaton	3-3	3-3	2	2	9
Leroy Staley	3-6	3-4	7	3	9
Rich Nemcek	1-1	2-3	2	0	4
Eric Curry	0-1	0-0	1	0	0
Scott Turner	0-0	0-0	0	0	0
Rod McNelly	0-1	0-0	2	0	0
Team			3		
Totals	35-60	23-34	50	16	93

OKLAHOMA 72	FG-A	FT-A	RB	PF	TP
Terry Stotts	2-11	1-2	2	4	5
John McCullough	6-10	2-2	7	5	14
Al Beal	5-7	0-0	4	5	10
Aaron Curry	5-15	1-2	4	3	11
Raymond Whitley	9-12	6-9	1	4	24
Cary Carrabine	2-7	0-2	0	0	4
Les Pace	2-6	0-0	1	4	4
Kyle Dodd	0-0	0-0	0	1	0
Ingram Purvis	0-1	0-0	0	0	0
Don Calvert	0-1	0-0	0	1	0
Team			3		
Totals	31-70	10-17	22	27	72

Halftime: Indiana State 45, Oklahoma 37.
Officials: Range, Robinson, Ballesteros.
Attendance: 17,252.

NCAA MIDWEST REGIONAL INDIANA ST. 73, ARKANSAS 71 March 17, 1979 • Cincinnati, Ohio

INDIANA ST. 73	FG-A	FT-A	RB	PF	TP
Alex Gilbert	6-9	0-0	2	3	12
Brad Miley	3-3	0-0	4	2	6
Larry Bird	12-22	7-8	10	3	13
Steve Reed	0-1	0-0	0	3	0
Carl Nicks	5-11	3-4	0	4	13
Bob Heaton	4-5	0-0	1	0	8
Leroy Staley	1-4	1-3	3	1	3
Team			0		
Totals	31-55	11-15	20	16	73

ARKANSAS 71	FG-A	FT-A	RB	PF	TP
Alan Zahn	5-7	0-0	3	3	10
Scott Hastings	3-7	4-4	3	2	10
Steve Schall	6-7	0-2	4	4	12
U.S. Reed	4-8	3-3	4	5	11
Sidney Moncrief	10-16	4-4	8	2	24
Tony Brown	0-0	0-0	0	0	0
Mike Young	2-2	0-0	1	1	4
Team			2		
Totals	30-47	11-13	25	17	71

Halftime: Arkansas 39, Indiana State 37.
Officials: Weller, Nichols, Robinson.
Attendance: 17,166.

NCAA FINAL FOUR SEMIFINALS

INDIANA ST. 76, DePAUL 74 March 24, 1979 • Salt Lake City, Utah

DePAUL 74	FG-A	FT-A	RB	PF	TP
Curtis Watkins	8-11	0-0	2	4	16
Mark Aguirre	9-18	1-2	5	3	19
James Mitchem	6-11	0-0	5	4	12
Clyde Bradshaw	4-8	0-0	3	1	8
Gary Garland	9-18	1-3	4	2	19
Team			2		
Totals	36-66	2-5	21	14	74

INDIANA ST. 76	FG-A	FT-A	RB	PF	TP
Brad Miley	2-2	0-0	3	1	4
Alex Gilbert	6-7	0-1	5	2	12
Larry Bird	16-19	3-4	16	3	35
Carl Nicks	4-13	2-2	1	3	10
Steve Reed	3-5	0-0	2	0	6
Bob Heaton	3-6	0-0	3	2	6
Leroy Staley	1-4	1-2	2	3	3
Team			2		
Totals	35-66	6-9	34	14	76

Halftime: Indiana State 45, DePaul 42.
Officials: Muncy, Nichols, Wirtz.
Attendance: 15,410.

NCAA FINAL FOUR CHAMPIONSHIP MICHIGAN ST. 75, INDIANA ST. 64 March 26, 1979 • Salt Lake City, Utah

MSU 69	FG-A	FT-A	RB	PF	TP
Mike Brkovich	1-2	3-7	4	1	5
Gergory Kelser	7-13	5-6	8	4	19
Ron Charles	3-3	1-2	7	5	7
Terrey Donnelly	5-5	5-6	4	2	15
Earvin Johnson	8-15	8-10	7	3	24
Jay Vincent	2-5	1-2	2	4	5
Rob Gonzalez	0-0	0-0	0	0	0
Mike Longaker	0-0	0-0	0	0	0
Team			2		
Totals	26-43	23-33	34	19	75

INDIANA ST. 64	FG-A	FT-A	RB	PF	TP
Brad Miley	0-0	0-1	3	1	0
Alex Gilbert	2-3	0-4	4	4	4
Larry Bird	7-21	5-8	13	3	19
Carl Nicks	7-14	3-6	2	5	17
Steve Reed	4-9	0-0	0	4	8
Bob Heaton	4-14	2-2	6	2	10
Leroy Staley	2-2	0-1	3	2	4
Rich Nemcek	1-1	0-0	0	3	2
Team			3		
Totals	27-64	10-22	34	24	64

Halftime: Michigan St. 37, Indiana St. 28.
Officials: Nichols, Muncy, Wirtz.
Attendance: 15,410.

NCAA WEST REGIONAL FIRST ROUND TEXAS 77, INDIANA STATE 61 March 16, 2000 • Salt Lake City, Utah

INDIANA ST. 62	FG	3FG	FT	R	F	TP
Matt Renn	4-12	1-1	1-2	6	5	10
Brian Giesen	1-5	0-0	0-0	4	3	2
Nate Green	2-8	0-1	1-2	7	2	5
Michael Menser	7-12	6-11	2-2	0	2	22
Kelyn Block	4-12	1-5	0-0	2	2	9
Djibril Kante	0-0	0-0	0-0	0	1	0
Terrance Avery	2-2	0-0	0-0	2	1	4
Abasi Thompson	3-7	0-0	0-1	0	2	6
Matt Broermann	1-2	1-2	0-0	3	0	3
Team				2		
Totals	24-60	9-20	4-7	26	18	61

TEXAS 77	FG	3FG	FT	R	F	TP
Chris Owens	7-7	0-0	2-2	6	2	16
Chris Mihm	6-12	0-0	4-7	8	4	16
Ivan Wagner	2-4	1-3	2-4	1	1	7
William Clay	1-3	0-0	0-0	2	0	2
Darren Kelly	6-13	3-6	2-4	7	0	17
William Wyatt	0-0	0-0	0-0	1	0	0
Gabe Muoneke	7-8	0-0	2-3	8	2	16
Lawrence Williams	1-2	1-2	0-0	0	1	3
Team				3		
Totals	30-49	5-10	12-20	36	10	77

Halftime: UT 39, ISU 26. Turnovers: UT 13, ISU 11. FG%: UT .612, ISU .400. 3FG%: UT .500, ISU .450. FT%: UT .600, ISU .571.
Officials: L. Rose, B. Clinton, F. Connolly.
Attendance: 16,723

INDIANA STATE BASKETBALL NCAA TOURNAMENT BOX SCORES

NCAA SOUTH REGIONAL FIRST ROUND INDIANA STATE 70, OKLAHOMA 68 (OT) March 16, 2001 • Memphis, Tenn.

INDIANA ST. 70	FG	3FG	FT	R	F	TP
Howard	2-7	1-5	0-0	4	2	5
Kante	2-3	0-0	2-2	4	5	6
Menser	3-13	1-9	2-4	6	2	9
Block	7-13	1-2	2-3	4	0	17
Renn	5-16	0-1	12-17	6	3	22
Berry	0-1	0-1	0-0	4	0	0
Avery	4-6	0-0	3-4	6	2	11
Team				0		
Totals	23-59	3-18	21-30	34	14	70

OKLAHOMA 68	FG	3FG	FT	R	F	TP
Johnson	5-15	0-1	5-7	7	4	15
Price	5-12	1-4	0-0	5	3	11
McGhee	3-9	1-1	2-2	12	4	9
Newton	10-17	6-12	0-0	2	0	26
Heywood	0-2	0-0	0-0	9	4	0
Heskett	0-2	0-2	0-2	1	0	0
Selvy	3-7	0-1	1-2	6	5	7
Gilbert	0-1	0-0	0-0	2	2	0
Team				1		
Totals	26-65	8-21	8-13	45	22	68

Halftime: OU 33, ISU 26. End of Regulation: ISU 61, Oklahoma 61. Turnovers: OU 16, ISU 9. FG%: OU .400, ISU .390. 3FG%: OU .381, ISU .167. FT%: OU .615, ISU .700. Officials: R. Donato, D. Gray, R. Perone. A- 9,233.

NCAA SOUTH REGION SECOND ROUND GONZAGA 85, INDIANA STATE 68 March 18, 2001 • Memphis, Tenn.

INDIANA ST. 68	FG	3FG	FT	R	F	TP
Howard	6-11	4-8	0-0	1-1	4	16
Kante	0-5	0-0	4-4	6	4	4
Menser	5-15	5-14	0-0	1	1	15
Block	2-7	0-1	1-2	1	2	5
Renn	5-7	1-2	5-6	3	4	16
Berry	3-4	2-3	0-0	1	0	8
Welsh	0-1	0-1	0-0	0	1	0
Avery	1-5	0-0	2-2	4	2	4
Team				4		
Totals	22-55	12-29	12-14	21	18	68

GONZAGA 85	FG	3FG	FT	R	F	TP
Stepp	1-4	0-2	0-0	1	1	2
Dickau	4-8	0-3	12-12	5	2	20
Spink	0-2	0-0	0-0	5	4	0
Calvary	9-13	2-3	4-6	4	3	24
Gourde	7-12	0-1	1-2	8	2	15
Forbes	0-0	0-0	0-0	0	0	0
Hernandez	5-7	0-0	2-2	8	2	12
Tricco	0-0	0-0	0-0	0	0	0
Bankhead	2-3	2-3	0-0	0	0	6
Reason	1-1	0-0	2-2	2	1	4
Violette	1-2	0-0	0-0	2	0	2
Sherrell	0-0	0-0	0-0	0	1	0
Team				2		
Totals	30-52	4-11	21-24	37	16	85

Halftime: ISU 37, GU 32. Turnovers: GU 17, ISU 16. FG%: GU .577, ISU .400. 3FG%: GU .364, ISU .414. FT%: GU .875, ISU .857. Officials: T. Valentine, R. Danato, J. Hughes. A- 10,719.

NCAA EAST REGION SECOND ROUND SYRACUSE 77, INDIANA STATE 60 March 18, 2011 • Cleveland, Ohio

INDIANA ST. 60	FG	3FG	FT	R	F	TP
Richard	1-6	0-2	0-0	4	1	2
Walker	2-6	0-0	1-2	6	4	5
Odum	1-3	0-2	5-8	3	2	7
Lathan	3-7	0-1	1-2	1	1	7
Carter	3-7	1-3	0-0	2	4	7
Doluony	0-1	0-0	0-0	2	0	0
Eitel, Lucas	1-1	0-0	0-0	0	0	2
Kelly	4-7	2-3	2-2	1	3	12
Eitel, Logan	0-1	0-0	0-0	0	0	0
Martin	1-3	0-0	0-0	2	3	2
Printy	3-6	2-5	0-0	1	0	8
McWhorter	1-2	1-2	0-0	0	1	3
Mahurin	2-5	1-3	0-0	0	5	5
Team				3		
Totals	22-55	7-21	9-14	25	24	60

SYRACUSE 77	FG	3FG	FT	R	F	TP
Jackson	7-12	0-0	9-11	7	2	23
Joseph	3-9	1-4	5-6	10	1	12
Keita	0-0	0-0	0-0	1	1	0
Jardine	3-5	3-4	0-0	1	3	9
Triche	2-6	1-3	3-4	3	4	8
Waiters	2-4	1-3	0-0	0	3	5
Fair	4-5	0-0	6-8	7	1	14
Jones	0-1	0-1	0-0	0	0	0
Southerland	1-1	1-1	1-2	1	0	4
Melo	1-1	0-0	0-0	3	1	2
Team				2		
Totals	23-44	7-16	24-31	35	16	77

Halftime: SU 38, ISU 30. Turnovers: SU 15, ISU 14. FG%: SU .523, ISU .400. 3FG%: SU .438, ISU .333. FT%: SU .774, ISU .643. Officials: K. Hess, M. Sanzere, B. Ek. A- 20,164.

INDIANA STATE BASKETBALL NCAA TOURNAMENT RECORDS

INDIVIDUAL

Points:

35, by Larry Bird vs. DePaul (3/24/79)

Field Goals:

16, by Larry Bird vs. DePaul (3/24/79)

Field Goal Att.:

22, by Larry Bird vs. Arkansas (3/17/79)

Field Goal Pct. (min. 10 att.):

.842, by Larry Bird (16-of-19) vs. DePaul (3/24/79)

3-Point Field Goals:

6, by Michael Menser vs. Texas (3/16/00)

3-Point Field Goal Att.:

14, by Michael Menser vs. Gonzaga (3/18/01)

3-Point Field Goal Pct. (min. 6 att.):

.545, by Michael Menser vs. Texas (3/16/00)

Free Throws:

12, by Matt Renn vs. Oklahoma (3/16/01)

Free Throw Att.:

17, by Matt Renn vs. Oklahoma (3/16/01)

Free Throw Pct. (min. 10 att.):

.833, by Larry Bird (10-of-12) vs. Virginia Tech (3/11/79)

Rebounds:

16, by Larry Bird vs. DePaul (3/24/79)

TEAM

Points:

93, vs. Oklahoma (3/15/79)

Field Goals:

35, Twice, Last vs. DePaul (3/24/79)

Field Goal Att.:

66, vs. DePaul (3/24/79)

Field Goal Pct.:

.583, vs. Oklahoma (3/15/79)

3-Point Field Goals:

12, vs. Gonzaga (3/18/01)

3-Point Field Goal Att.:

29, vs. Gonzaga (3/18/01)

3-Point Field Goal Pct.:

.450, vs. Texas (3/16/00)

Free Throws:

23, vs. Oklahoma (3/15/79)

Free Throw Att.:

34, vs. Oklahoma (3/15/79)

Free Throw Pct. (min. 10 att.):

.733, vs. Arkansas (3/17/79)

Rebounds:

50, vs. Oklahoma (3/15/79)

1000-POINT CLUB -- ALL-TIME SCORING LIST

No. 1 - Larry Bird - 2,850

Year	Games	FG-FGA	Pct.	FT-FTA	3FM-3PA	Total Points	Avg.
1976-77	28	375-689	.544	168-200	-	918	32.8
1977-78	32	403-769	.524	153-193	-	959	30.0
1978-79	34	376-707	.532	221-266	-	973	28.6
Totals	94	1,154-2,165	.533	542-659	-	2,850	30.3

No. 2 - John Sherman Williams - 2,370

Year	Games	FG-FGA	Pct.	FT-FTA	3FM-3PA	Total Points	Avg.
1982-83	28	217-424	.512	82-114	-	516	18.4
1983-84	28	239-459	.521	131-189	-	609	21.9
1984-85	29	267-553	.483	128-169	-	662	22.8
1985-86	28	232-496	.468	119-154	-	583	20.8
Totals	113	955-1,932	.494	460-626	-	2,370	21.0

No. 3 - Jerry Newsom - 2,147

Year	Games	FG-FGA	Pct.	FT-FTA	3FM-3PA	Total Points	Avg.
1965-66	28	296-487	.608	153-196	-	745	26.6
1966-67	26	242-428	.565	109-140	-	593	22.8
1967-68	31	307-352	.577	195-267	-	809	26.1
Totals	85	845-1,447	.584	457-603	-	2,147	25.3

No. 4 - Brenton Scott - 1,760

Year	Games	FG-FGA	Pct.	FT-FTA	3FM-3PA	Total Points	Avg.
2014-15	31	113-264	.428	67-90	59-133	352	11.4
2015-16	32	158-392	.403	74-96	76-198	466	14.6
2016-17	31	165-441	.374	90-132	73-205	493	15.9
2017-18	31	156-390	.337	75-105	62-184	449	14.5
Totals	125	582-1487	.391	306-423	270-720	1,760	14.1

No. 5 - Butch Wade - 1,672

Year	Games	FG-FGA	Pct.	FT-FTA	3FM-3PA	Total Points	Avg.
1964-65	23	228-449	.508	171-213	-	627	27.3
1965-66	25	190-391	.486	138-173	-	518	20.7
1966-67	26	192-375	.512	143-190	-	527	21.1
Totals	74	610-1,215	.502	452-576	-	1,672	22.6

No. 6 - Jake Odum - 1,568

Year	Games	FG-FGA	Pct.	FT-FTA	3FM-3PA	Total Points	Avg.
2010-11	34	95-199	.477	108-148	18-56	316	9.3
2011-12	33	106-251	.422	131-177	15-53	358	10.8
2012-13	33	127-267	.373	175-227	19-51	448	13.6
2013-14	34	124-291	.426	176-229	22-70	446	13.1
Totals	134	472-1008	.468	590-781	74-230	1,568	11.7

No. 7 - David Moss - 1,562

Year	Games	FG-FGA	Pct.	FT-FTA	3FM-3PA	Total Points	Avg.
2002-03	31	136-318	.428	100-124	38-100	410	13.2
2003-04	25	116-281	.413	80-101	29-82	341	13.6
2004-05	31	154-366	.421	129-161	26-80	463	14.9
2005-06	21	128-280	.457	70-91	22-51	348	10.7
Totals	108	534-1245	.429	379-477	115-313	1562	14.5

No. 8 - Jordan Barnes - 1,558

Year	Games	FG-FGA	Pct.	FT-FTA	3FM-3PA	Total Points	Avg.
2016-17	31	62-174	.356	38-42	41-121	203	6.5
2017-18	31	168-406	.414	87-102	117-278	540	17.4
2018-19	30	135-360	.375	110-127	57-171	437	14.6
2019-20	30	127-319	.398	67-81	57-148	378	12.6
Totals	122	492-1,259	.399	302-352	272-718	1,558	12.8

1000-POINT CLUB -- ALL-TIME SCORING LIST

No. 9 - Eddie Bird - 1,555

Year	Games	FG-FGA	Pct.	FT-FTA	3FM-3PA	Total Points	Avg.
1987-88	28	143-354	.404	94-112	49-151	429	15.3
1988-89	28	121-272	.445	99-118	27-79	368	13.1
1989-90	28	133-315	.422	95-119	49-110	410	14.6
1990-91	27	115-238	.483	82-94	36-90	348	12.9
Totals	111	512-1,179	.434	370-443	161-430	1,555	14.9

Tied 10 - Duane Klueh - 1,432

Year	Games	FG-FGA	Pct.	FT-FTA	3FM-3PA	Total Points	Avg.
1946-47	25	###-###	-	-	-	337	13.5
1947-48	34	220-###	-	157-###	-	597	17.6
1948-49	32	175-###	-	148-###	-	498	15.6
Totals	91	395-###	-	305-###	-	1,432	15.7

Tied 10 - Carl Nicks - 1,432

Year	Games	FG-FGA	Pct.	FT-FTA	3FM-3PA	Total Points	Avg.
1976-77	24	20-54	.370	13-27	-	53	2.2
1978-79	34	267-576	.463	122-183	-	656	19.3
1979-80	27	267-605	.441	189-244	-	723	26.7
Totals	85	554-1,235	.449	324-454	-	1,432	16.8

No. 12 - Rick Williams - 1,351

Year	Games	FG-FGA	Pct.	FT-FTA	3FM-3PA	Total Points	Avg.
1973-74	26	169-323	.523	85-117	-	423	16.8
1974-75	26	219-423	.518	83-117	-	521	20.0
1975-76	25	156-313	.498	81-117	-	393	15.7
Totals	77	544-1,059	.514	249-351	-	1,351	17.4

No. 13 - Matt Renn - 1,347

Year	Games	FG-FGA	Pct.	FT-FTA	3FM-3PA	Total Points	Avg.
1997-98	27	65-121	.537	41-72	6-8	177	6.6
1998-99	26	114-240	.475	61-90	12-35	301	11.6
1999-00	32	127-280	.454	84-118	8-24	346	10.8
2000-01	33	179-340	.526	142-208	23-51	523	15.8
Totals	118	485-981	.494	328-487	49-117	1,347	11.4

No. 14 - Ray Goddard - 1,321

Year	Games	FG-FGA	Pct.	FT-FTA	3FM-3PA	Total Points	Avg.
1959-60	20	140-331	.423	52-67	-	332	16.6
1960-61	26	185-438	.422	80-97	-	450	17.3
1961-62	30	218-484	.450	103-112	-	539	18.0
Totals	76	543-1,253	.433	235-276	-	1,321	17.4

No. 15 - Michael Menser - 1,301

Year	Games	FG-FGA	Pct.	FT-FTA	3FM-3PA	Total Points	Avg.
1997-98	27	92-244	.377	44-56	56-156	284	10.5
1998-99	23	65-192	.339	31-39	44-132	205	8.9
1999-00	32	118-267	.442	28-39	91-200	355	11.1
2000-01	34	138-345	.400	89-107	92-239	457	13.4
Totals	116	413-1,048	.394	192-241	283-727	1,301	11.2

No. 16 - Don McDonald - 1,298

Year	Games	FG-FGA	Pct.	FT-FTA	3FM-3PA	Total Points	Avg.
1946-47	25	-	-	-	-	181	7.2
1947-48	34	-	-	-	-	321	9.4
1948-49	32	124-###	-	87-##	-	335	10.5
1949-50	35	154-###	-	153-197	-	461	13.2
Totals	126	278-###	-	240-###	-	1,298	10.3

1000-POINT CLUB -- ALL-TIME SCORING LIST

No. 17 - Tyreke Key - 1,255

Year	Games	FG-FGA	Pct.	FT-FTA	3FM-3PA	Total Points	Avg.
2017-18	30	82-228	.360	63-88	23-71	250	8.3
2018-19	31	181-345	.525	133-169	43-96	538	17.4
2019-20	30	145-323	.449	131-143	56-144	467	15.6
Totals	91	408-896	.455	317-400	122-311	1,255	13.8

No. 18 - George Pillow - 1,253

Year	Games	FG-FGA	Pct.	FT-FTA	3FM-3PA	Total Points	Avg.
1968-69	25	149-317	.470	56-87	-	354	14.2
1969-70	25	166-342	.485	78-116	-	410	16.4
1970-71	26	187-367	.509	115-170	-	489	18.8
Totals	76	502-1,026	.489	249-373	-	1,253	16.5

No. 19 - Kelyn Block - 1,248

Year	Games	FG-FGA	Pct.	FT-FTA	3FM-3PA	Total Points	Avg.
1998-99	27	66-191	.346	19-65	33-51	184	6.8
1999-00	32	123-309	.398	18-78	74-94	338	10.6
2000-01	34	179-340	.526	113-155	113-155	496	14.6
2001-02	21	77-202	.381	17-57	59-80	230	11.0
Totals	114	445-1042	.427	79-271	279-380	1,248	10.9

No. 20 - Greg Thomas - 1,242

Year	Games	FG-FGA	Pct.	FT-FTA	3FM-3PA	Total Points	Avg.
1989-90	28	48-130	.369	80-98	12-41	188	7.8
1990-91	27	84-164	.512	87-105	20-42	275	10.2
1991-92	26	92-207	.444	84-107	31-65	299	11.5
1992-93	28	151-335	.451	111-128	67-168	480	17.1
Totals	109	375-836	.449	362-438	130-316	1,242	11.4

No. 21 - Gabe Moore - 1,223

Year	Games	FG-FGA	Pct.	FT-FTA	3FM-3PA	Total Points	Avg.
2004-05	31	63-155	.406	43-58	18-52	187	6.0
2005-06	29	102-234	.436	69-84	27-85	300	10.3
2006-07	31	105-302	.348	107-133	40-115	357	11.5
2007-08	31	113-249	.454	118-141	35-83	379	12.2
Totals	122	383-940	.407	337-416	120-335	1,223	10.0

No. 22 - Sam Richardson - 1,211

Year	Games	FG-FGA	Pct.	FT-FTA	3FM-3PA	Total Points	Avg.
1951-52	29	105-270	.389	82-142	-	292	10.1
1952-53	31	115-265	.434	75-116	-	305	9.8
1953-54	20	118-257	.459	89-128	-	325	16.3
1954-55	24	108-263	.411	73-101	-	289	12.7
Totals	104	446-1,055	.423	319-487	-	1,211	11.6

No. 23 - Bob Barker - 1,199

Year	Games	FG-FGA	Pct.	FT-FTA	3FM-3PA	Total Points	Avg.
1968-69	26	134-300	.447	75-113	-	343	13.2
1969-70	26	168-385	.436	109-158	-	445	17.1
1970-71	26	161-350	.460	89-120	-	411	15.8
Totals	78	463-1,035	.447	273-391	-	1,199	15.4

No. 24 - Nate Green - 1,182

Year	Games	FG-FGA	Pct.	FT-FTA	3FM-3PA	Total Points	Avg.
1996-97	28	75-217	.346	64-90	16-71	230	8.2
1997-98	27	84-200	.420	38-82	14-45	220	8.1
1998-99	27	104-222	.468	58-94	23-60	289	10.7
1999-00	32	148-330	.448	138-176	9-50	443	13.8
Totals	114	411-969	.424	298-442	70-263	1,182	10.4

1000-POINT CLUB -- ALL-TIME SCORING LIST

No. 25 - Lenny Rzeszewski - 1,175

Year	Games	FG-FGA	Pct.	FT-FTA	3FM-3PA	Total Points	Avg.
1947-48	-	-	-	-	-	-	-
1948-49	-	-	-	-	-	-	-
1949-50	34	165-###	-	127-170	-	457	13.4
Totals	-	-	-	-	-	1,175	-

No. 26 - Rob Royer - 1,173

Year	Games	FG-FGA	Pct.	FT-FTA	3FM-3PA	Total Points	Avg.
1946-47	-	-	-	-	-	-	-
1947-48	-	-	-	-	-	-	-
1948-49	32	164-###	-	39-##	-	367	11.5
Totals	-	-	-	-	-	1,173	-

No. 27 - Khristian Smith - 1,172

Year	Games	FG-FGA	Pct.	FT-FTA	3FM-3PA	Total Points	Avg.
2012-13	33	65-172	.378	31-49	6-25	167	5.1
2013-14	34	130-270	.481	72-110	25-76	357	10.5
2014-15	31	109-271	.402	88-112	21-80	327	10.5
2015-16	32	111-301	.369	75-106	24-95	321	10.0
Totals	130	415-1014	.409	266-376	76-276	1,172	9.0

No. 28 - Devonte Brown - 1,170

Year	Games	FG-FGA	Pct.	FT-FTA	3FM-3PA	Total Points	Avg.
2012-13	33	36-82	.439	50-81	5-18	127	3.8
2013-14	34	52-124	.419	66-99	8-29	178	5.2
2014-15	31	113-246	.459	26-72	118-183	370	11.9
2015-16	32	138-372	.371	197-260	22-95	495	15.5
Totals	130	339-824	.411	431-623	61-214	1,170	9.0

No. 29 - Jay Tunnell - 1,168

Year	Games	FG-FGA	Pct.	FT-FTA	3FM-3PA	Total Points	Avg.
2005-06	29	94-209	.450	49-74	15-45	252	8.7
2006-07	30	94-200	.470	67-91	16-48	271	9.0
2007-08	31	89-186	.478	48-57	18-55	244	7.9
2008-09	32	133-270	.493	86-121	49-115	401	12.5
Totals	122	410-865	.474	250-343	98-263	1168	9.6

No. 30 - Dick Atha - 1,119

Year	Games	FG-FGA	Pct.	FT-FTA	3FM-3PA	Total Points	Avg.
1950-51	25	121-###	-	57-##	-	299	12.8
1951-52	29	143-394	.363	71-100	-	357	12.3
1952-53	31	180-449	.401	103-140	-	463	14.9
Totals	85	444-	-	231-###	-	1,119	13.2

No. 31 - Rick Fields - 1,108

Year	Games	FG-FGA	Pct.	FT-FTA	3FM-3PA	Total Points	Avg.
1981-82	27	68-142	.479	24-35	-	160	5.9
1982-83	28	125-239	.523	56-59	-	306	10.9
1983-84	28	123-270	.456	57-68	-	303	10.8
1984-85	29	137-268	.511	65-75	-	339	11.7
Totals	112	453-919	.493	202-237	-	1,108	9.9

No. 32 - Jayson Wells - 1,106

Year	Games	FG-FGA	Pct.	FT-FTA	3FM-3PA	Total Points	Avg.
1994-95	16	26-49	.531	10-11	10-24	72	4.5
1995-96	26	88-222	.396	60-85	42-121	278	10.7
1996-97	28	118-243	.486	41-56	28-95	305	10.9
1997-98	27	143-270	.530	154-204	11-36	451	16.7
Totals	97	375-784	.478	275-356	91-276	1106	11.4

1000-POINT CLUB -- ALL-TIME SCORING LIST

No. 33 - Dan Bush - 1,099

Year	Games	FG-FGA	Pct.	FT-FTA	3FM-3PA	Total Points	Avg.
1969-70	26	125-261	.480	69-87	-	319	12.3
1970-71	25	134-277	.483	51-70	-	319	12.8
1971-72	25	177-371	.477	107-123	-	461	18.4
Totals	76	463-982	.471	274-359	-	1,099	14.5

No. 34 - John Robbins - 1,096

Year	Games	FG-FGA	Pct.	FT-FTA	3FM-3PA	Total Points	Avg.
1960-61	25	119-301	.395	34-49	-	272	10.9
1961-62	30	174-431	.404	51-81	-	399	13.3
1962-63	25	183-464	.394	59-99	-	425	17.0
Totals	80	476-1,196	.398	143-229	-	1,096	13.7

No. 35 - Travis Inman - 1,081

Year	Games	FG-FGA	Pct.	FT-FTA	3FM-3PA	Total Points	Avg.
1988-89	27	98-222	.411	40-46	38-77	274	10.1
1989-90	28	124-286	.434	28-35	46-109	322	11.5
1990-91	26	58-147	.395	26-36	25-74	167	6.4
1991-92	26	119-264	.451	35-40	45-103	318	12.2
Totals	108	402-927	.434	133-161	154-363	1,081	10.1

No. 36 - Howard Dardeen - 1,074

Year	Games	FG-FGA	Pct.	FT-FTA	3FM-3PA	Total Points	Avg.
1960-61	25	181-407	.445	81-104	-	443	17.7
1961-62	30	228-548	.416	175-234	-	631	21.0
Totals	55	469-955	.428	256-338	-	1,074	19.5

No. 37 - Harry Morgan - 1,064

Year	Games	FG-FGA	Pct.	FT-FTA	3FM-3PA	Total Points	Avg.
1976-77	28	204-430	.474	62-80	-	470	16.8
1977-78	32	265-567	.467	64-90	-	594	18.6
Totals	60	469-997	.470	126-170	-	1,064	17.7

No. 38 - Harry Marshall - 1,051

Year	Games	FG-FGA	Pct.	FT-FTA	3FM-3PA	Total Points	Avg.
2006-07	31	34-83	.410	24-45	5-24	97	3.1
2007-08	31	96-222	.432	99-133	21-65	312	10.1
2008-09	22	96-237	.405	86-113	22-86	300	13.6
2009-10	25	115-247	.466	87-103	25-73	342	13.7
Totals	109	341-789	.432	296-394	73-248	1,051	9.6

No. 39 - Jim Cruise - 1,049

Year	Games	FG-FGA	Pct.	FT-FTA	3FM-3PA	Total Points	Avg.
1993-94	25	69-141	.489	46-79	0-1	184	7.4
1994-95	26	61-122	.500	39-52	2-5	163	6.3
1995-96	26	108-219	.493	81-115	13-36	310	11.9
1996-97	28	147-273	.538	95-145	3-5	392	14.0
Totals	105	385-755	.510	261-391	18-47	1,049	10.0

No. 40 - Carl Richard - 1,040

Year	Games	FG-FGA	Pct.	FT-FTA	3FM-3PA	Total Points	Avg.
2008-09	32	67-187	.358	49-68	11-40	194	6.1
2009-10	30	92-228	.404	40-53	17-53	241	8.0
2010-11	33	118-287	.346	52-64	27-78	315	9.5
2011-12	30	104-264	.394	52-65	30-82	290	9.7
Totals	125	381-966	.394	193-250	85-253	1,040	8.3

YEARLY STATISTICAL LEADERS

YEARLY SCORING LEADERS

Year	Player	Games	Points	Avg.
2019-20	Tyreke Key	30	467	15.6
2018-19	Tyreke Key	31	538	17.4
2017-18	Jordan Barnes	31	540	17.4
2016-17	Brenton Scott	31	493	15.9
2015-16	Devonte Brown	32	495	15.5
2014-15	Devonte Brown	31	370	11.9
2013-14	Jake Odum	34	446	13.1
2012-13	Jake Odum	33	448	13.6
2011-12	Dwayne Lathan	32	392	12.3
2010-11	Dwayne Lathan	31	337	10.9
2009-10	Harry Marshall	25	342	13.7
2008-09	Jay Tunnell	32	401	12.5
2007-08	Gabe Moore	31	379	12.2
2006-07	Gabe Moore	31	357	11.5
2005-06	David Moss	21	348	16.6
2004-05	David Moss	31	463	14.9
2003-04	David Moss	25	341	13.6
2002-03	David Moss	31	410	13.2
2001-02	Kelyn Block	21	230	11.0
2000-01	Matt Renn	33	523	15.8
1999-00	Nate Green	32	443	13.8
1998-99	Matt Renn	26	301	11.6
1997-98	Jayson Wells	27	451	16.7
1996-97	Jim Cruse	28	392	14.0
1995-96	Cory DeGroot	26	325	12.5
1994-95	Mike Jovanovich	26	306	11.8
1993-94	Mario Clark	24	287	12.0
1992-93	Greg Thomas	28	480	17.1
1991-92	Travis Inman	26	318	12.2
1990-91	Eddie Bird	28	348	12.9
1989-90	Eddie Bird	28	410	14.6
1988-89	Eddie Bird	28	368	13.1
1987-88	Eddie Bird	28	407	15.3
1986-87	Benji Frazier	29	282	9.7
1985-86	John Williams	28	583	20.8
1984-85	John Williams	29	662	22.8
1983-84	John Williams	28	609	21.8
1982-83	John Williams	28	520	18.6
1981-82	Ken Bannister	27	375	13.9
1980-81	Robert McField	27	397	14.7
1979-80	Carl Nicks	27	723	26.7
1978-79	Larry Bird	34	973	28.6
1977-78	Larry Bird	32	959	30.0
1976-77	Larry Bird	28	918	32.8
1975-76	Rick Williams	25	393	15.7
1974-75	Rick Williams	26	521	20.0
1973-74	Rick Williams	26	437	16.8
1972-73	Carl Macon	26	400	15.4
1971-72	Dan Bush	25	461	18.4
1970-71	George Pillow	26	489	18.8
1969-70	Bob Barker	26	445	17.1
1968-69	Mike Cooper	26	462	17.8
1967-68	Jerry Newsom	31	809	26.1
1966-67	Jerry Newsom	26	593	22.8
1965-66	Jerry Newsom	28	745	26.6
1964-65	Butch Wade	23	627	27.3
1963-64	Wayne Allison	25	443	17.7
1962-63	John Robbins	25	424	17.0
1961-62	Howard Dardeen	30	635	21.1
1960-61	John Dow	25	266	10.6
1959-60	Arley Andrews	20	358	17.9
1958-59	Jim Gangloff	23	361	15.7
1957-58	Jim Bates	23	377	16.4
1956-57	Jim Bates	20	304	15.2
1955-56	Sam Richardson	20	325	16.7
1954-55	Joe Lee	24	283	11.8
1953-54	Joe Lee	27	441	16.3
1952-53	Dick Atha	31	463	14.9
1951-52	Dick Atha	29	357	12.3
1950-51	Cliff Murray	25	373	13.1
1949-50	Don McDonald	35	461	13.2

YEARLY REBOUNDING LEADERS

Year	Player	Games	Rebounds	Avg.
2019-20	Jake LaRavia	30	176	5.9
2018-19	Christian Williams	23	126	5.5
2017-18	Brenton Scott	31	177	5.7
2016-17	Everett Clemons	31	193	6.2
2015-16	Everett Clemons	32	201	6.3
2014-15	Jake Kitchell	31	152	4.9
2013-14	Manny Arop	34	156	4.6
2012-13	Manny Arop	31	158	5.1
2011-12	Jake Odum	33	194	5.9
2010-11	Carl Richard	33	216	6.5
2009-10	Carl Richard	30	162	5.4
2008-09	Jay Tunnell	32	199	6.2
2007-08	Jay Tunnell	31	145	4.7
2006-07	Adam Arnold	31	193	6.2
2005-06	Trent Wurtz	29	172	5.9
2004-05	Amani Daanish	31	204	6.6
2003-04	Amani Daanish	27	135	5.0
2002-03	Brian Giesen	31	159	5.1
2001-02	Djibril Kante	28	237	8.5
2000-01	Matt Renn	33	248	7.5
1999-00	Matt Renn	32	233	7.3
1998-99	Matt Renn	26	184	7.1
1997-98	Jayson Wells	27	228	8.4
1996-97	Jim Cruse	28	296	10.6
1995-96	Jim Cruse	26	233	9.0
1994-95	Denny Hinson	26	152	5.8
1993-94	Jim Cruse	25	117	4.7
1992-93	Jason Edwards	26	133	5.1
1991-92	Jason Edwards	27	152	5.6
1990-91	Mike Land	28	119	4.3
1989-90	Luke Gross	28	140	5.0
1988-89	Luke Gross	28	115	4.1
1987-88	Rotimi Alakija	25	134	5.4
1986-87	Larry Bush	29	218	7.5
1985-86	John Williams	28	164	5.9
1984-85	Johnny Edwards	29	303	10.4
1983-84	Matt Brundige	28	180	6.4
1982-83	James Smith	28	262	9.4
1981-82	James Smith	27	246	9.1
1980-81	Dale Brakins	27	153	5.7
1979-80	Alex Gilbert	27	240	8.9
1978-79	Larry Bird	34	505	14.9
1977-78	Larry Bird	32	369	11.5
1976-77	Larry Bird	28	373	13.3
1975-76	DeCarsta Webster	25	339	13.6
1974-75	Rick Williams	26	217	8.3
1973-74	Rick Williams	26	242	9.3
1972-73	Carl Moon	26	228	11.1
1971-72	Rick Peckinpugh	26	169	6.5
1970-71	George Pillow	26	260	10.0
1969-70	George Pillow	25	245	9.8
1968-69	George Pillow	25	226	9.0
1967-68	Jerry Newsom	31	324	10.5
1966-67	Jerry Newsom	26	318	12.2
1965-66	Jerry Newsom	28	311	11.1
1964-65	Butch Wade	23	223	9.7
1963-64	Lennie Long	25	249	10.0
1962-63	Wayne Allison	25	265	10.6
1961-62	Howard Dardeen	30	325	10.8
1960-61	Howard Dardeen	24	222	9.3
1959-60	Arley Andrews	20	144	7.2
1958-59	Jim Gangloff	21	175	7.6

SINGLE GAME HIGHS

SINGLE GAME SCORING HIGHS

PTS.	NAME	OPPONENT	DATE
49	Larry Bird	vs. Wichita State	2/25/79
48	Larry Bird	vs. Butler	12/16/78
47	John Williams	at West Texas State	3/3/84
	Carl Nicks	at West Texas State	1/12/80
	Larry Bird	at Butler	2/28/77
	Larry Bird	vs. Missouri-St. Louis	1/20/77
45	Nate Green	vs. Eastern Illinois	12/19/99
	Larry Bird	at Drake	1/14/77
	Larry Bird	at Central Michigan	12/5/77
	Larry Bird	vs. Loyola-Chicago	2/19/77
44	Larry Bird	at Houston	3/9/77
43	Butch Wade	vs. St. Joseph's	2/12/66
	Butch Wade	at Valparaiso	2/3/65
42	Larry Bird	vs. Butler	1/10/77
41	Larry Bird	vs. Tulsa	2/11/78
	Jerry Newsom	vs. Eastern Illinois	1/10/66
40	Larry Bird	at Evansville	12/2/78
	Larry Bird	vs. New Mexico State	3/3/78
	Larry Bird	vs. Eastern Michigan	2/14/77
	Larry Bird	vs. Illinois State	1/31/77
	Larry Bird	at Illinois State	1/25/77
39	Eddie Bird	vs. Boston University	11/26/88
	Butch Wade	vs. DePauw	2/20/65
38	Larry Bird	at New Mexico State	2/6/78
	Larry Bird	at Southern Illinois	1/19/78
	Larry Bird	at Cleveland State	2/12/77
	Butch Wade	vs. Butler	2/17/65
	Howard Dardeen	at Eastern Illinois	2/19/62
	Mario Clark	vs. Ball State	12/22/93
37	Marico Stinson	vs. Drake	12/30/06
	John Williams	at West Texas State	1/5/85
	Carl Nicks	vs. Armstrong State	11/30/79
	Larry Bird	at New Mexico State	2/1/79
	Larry Bird	vs. Cleveland State	12/9/78
	Larry Bird	at Illinois State	1/21/78
	Larry Bird	vs. Wisconsin-Parkside	2/7/77
	Larry Bird	vs. Centenary	1/22/77
	Jerry Newsom	vs. Nevada-Las Vegas	1967-68
	Jerry Newsom	vs. South Dakota State	1967-68
	Jerry Newsom	at DePauw	2/3/68
	Jerry Newsom	at Cincinnati	12/2/67
	Butch Wade	vs. Illinois State	12/3/64
36	Jimmy Holliday	vs. Wichita State	2/23/89
	Carl Nicks	vs. Drake	1/14/80
	Jerry Newsom	at Eastern Illinois	1/26/66
35	Johnny Edwards	vs. Illinois State	1/24/85
	Johnny Edwards	vs. Minnesota	12/11/84
	Larry Bird	vs. DePaul	3/24/79
	Larry Bird	vs. Wichita State	2/20/78
	Larry Bird	vs. Bradley	1/16/78
	Larry Bird	vs. Evansville	12/10/77
	Dan Bush	vs. Southern Illinois	2/2/72
	Bob Barker	at Butler	2/7/70
	Jerry Newsom	at Valparaiso	2/5/66
	Jerry Newsom	vs. Manchester	1965-66

SINGLE GAME REBOUNDING HIGHS

RBD	NAME	OPPONENT	DATE
25	Jim Cruse	vs. Drake	1/18/97
23	Rich Mason	vs. Ball State	1/11/67
22	Larry Bird	at Tulsa	2/3/79
	DeCarsta Webster	at Evansville	1/17/76
	Bob Barker	at Ball State	1/10/70
	Bob Barker	vs. Butler	1/7/70
21	Rich Mason	vs. Valparaiso	2/10/68
20	Johnny Edwards	vs. Butler	2/25/85
	Larry Bird	at West Texas State	1/6/79
	Larry Bird	vs. New Mexico State	2/13/78
	Carl Macon	vs. Occidental	12/13/72
	Bob Barker	vs. Western Illinois	1/12/70
	Jim Cruse	vs. SMS	2/13/97
19	Larry Bird	vs. Southern Illinois	3/1/79
	Larry Bird	vs. Wichita State	2/24/79
	Larry Bird	vs. West Texas State	2/12/79
	Larry Bird	vs. Tulsa	1/3/79
	Larry Bird	vs. Butler	12/16/78
	Larry Bird	vs. Illinois State	12/4/78
	Larry Bird	vs. St. Louis University	12/1/77
	Larry Bird	at Butler	2/28/77
	Larry Bird	vs. Centenary	1/22/77
	DeCarsta Webster	vs. Missouri-St. Louis	1/31/76
	DeCarsta Webster	at SMS	1/6/76
	DeCarsta Webster	vs. Ball State	12/13/75
	George Pillow	at Butler	2/7/70
	Rich Mason	at Evansville	2/17/68
	Jim Cruse	at Wichita State	1/11/96
18	Johnny Edwards	vs. Illinois State	1/24/85
	Larry Bird	vs. Bradley	1/13/79
	Larry Bird	vs. Chicago State	11/27/76
	DeCarsta Webster	vs. Wabash	2/16/76
	DeCarsta Webster	vs. Idaho State	12/29/75
	DeCarsta Webster	at Mississippi State	12/1/75
	Rich Williams	at Mississippi State	12/1/75
	DeCarsta Webster	vs. Buffalo State	11/29/75
	Jerry Newsom	vs. DePauw	1/4/68
17	Jamie Smith	at Bradley	2/6/82
	Larry Bird	at New Mexico State	2/1/79
	Larry Bird	vs. Southern Illinois	2/1/79
	Larry Bird	at Illinois State	1/21/79
	DeCarsta Webster	at Central Michigan	12/5/77
	Larry Bird	vs. Purdue	11/28/77
	Larry Bird	vs. Loyola-Chicago	2/19/77
	Larry Bird	vs. Robert Morris	12/3/76
	DeCarsta Webster	at Central Michigan	12/20/75
	DeCarsta Webster	vs. SW Missouri	12/8/75
	George Pillow	vs. Evansville	1/19/71
	Rich Mason	vs. Evansville	1/31/68
	Jerry Newsom	vs. Pepperdine	12/28/67

SCORING


Rk.	Name	Opponent	Date	Pts.
1.	Larry Bird	Wichita State	2/25/79	49
2.	Larry Bird	Butler	12/16/78	48
3.	Larry Bird	Mo.-St. Louis	1/20/77	47
	Larry Bird	Butler	2/28/77	47
	Carl Nicks	W. Texas St.	1/12/80	47
	John Sherman Williams	W. Texas St.	3/3/84	47
7.	Nate Green	Eastern Illinois	12/19/99	45
	Larry Bird	Drake	1/14/77	45
	Larry Bird	Loyola-Chicago	2/19/77	45
	Larry Bird	Central Michigan	12/5/77	45
11.	Larry Bird	Houston	3/9/77	44

Rebounding


Rk.	Name	Opponent	Date	Rbs
1.	Jim Cruse	Drake	1/18/97	25
2.	Rich Mason	Ball State	1/11/67	23
3.	Bob Barker	Butler	1/7/70	22
	Bob Barker	Ball State	1/10/70	22
	DeCarsta Webster	Evansville	1/17/76	22
	Larry Bird	Tulsa	2/23/79	22
7.	Rich Mason	Valparaiso	2/10/68	21
8.	Bob Barker	Western Illinois	1/12/70	20
	Carl Macon	Occidental	12/31/72	20
	Larry Bird	New Mexico St.	2/13/78	20
	Larry Bird	W. Texas St.	1/6/79	20
	Johnny Edwards	Butler	2/25/85	20
	Jayson Wells	Evansville	12/20/97	20
	Jim Cruse	Missouri St.	2/13/97	20

Assists

Rk.	Name	Opponent	Date	Ast.
1.	Jim Smith	Drake	1/14/78	16
2.	Jim Smith	E. Michigan	1/14/77	14
3.	Nick Hargrove	Middle Tenn. St.	12/19/96	13
4.	Jim Smith	Wisc.-Parkside	2/7/77	12
	Larry Bird	Central Michigan	12/18/76	12
	Jake Odum	Fairfield	11/27/11	12
7.	Jim Smith	W. Texas St.	12/20/76	11
	Jim Smith	Centenary	1/22/77	11
	Steve Reed	Butler	12/16/78	11
	Steve Reed	Drake	1/14/80	11
	Nate Green	Tennessee State	12/22/99	11
	Nate Green	Southern Illinois	2/28/97	11
13.	Several			10



John Sherman Williams (1983-86) scored 47 points against West Texas State on March 3, 1984. He averaged 21.0 points per game during his career and is ISU's second-leading scorer with 2,374 career points.



Jim Cruse (1994-97) holds the school's single-game record for rebounds (25). Cruse finished his career with 771 rebounds, the fifth best total in school history.

SEASON RECORDS

POINTS

1. Larry Bird, 1978-79	973
2. Larry Bird, 1977-78	959
3. Larry Bird, 1976-77	918
4. Jerry Newsom, 1967-68	809
5. Jerry Newsom, 1965-66	745
6. Carl Nicks, 1979-80	723
7. John Sherman Williams, 1984-85	662
8. Carl Nicks, 1978-79	656
9. Howard Dardeen, 1961-62	631
10. Butch Wade, 1964-65	627

SCORING AVERAGE

1. Larry Bird, 1976-77	32.8
2. Larry Bird, 1977-78	30.0
3. Larry Bird, 1978-79	28.6
4. Butch Wade, 1964-65	27.3
5. Carl Nicks, 1979-80	26.8
6. Jerry Newsom, 1965-66	26.6
7. Jerry Newsom, 1967-68	26.1
8. Jerry Newsom, 1966-67	22.8
John Sherman Williams, 1984-85	22.8
10. John Sherman Williams, 1983-84	21.8

REBOUNDS

1. Larry Bird, 1978-79	505
2. Larry Bird, 1976-77	373
3. Larry Bird, 1977-78	369
4. DeCarsta Webster, 1975-76	339
5. Howard Dardeen, 1961-62	325
6. Jerry Newsom, 1967-68	324
7. Jerry Newsom, 1966-67	318
8. Jerry Newsom, 1965-66	311
9. Rick Mason, 1967-68	309
10. Johnny Edwards, 1984-85	303

REBOUNDING AVERAGE

1. Larry Bird, 1978-79	14.9
2. DeCarsta Webster, 1975-76	13.6
3. Larry Bird, 1976-77	13.3
4. Jerry Newsom, 1966-67	12.2
5. Larry Bird, 1977-78	11.5
6. Jerry Newsom, 1965-66	11.1
Carl Moon, 1972-73	11.1
8. Howard Dardeen, 1961-62	10.8
9. Jim Cruse, 1996-97	10.6
Wayne Allison 1962-63	10.6

THREE-POINT FIELD GOALS

1. Jordan Barnes, 2017-18	117
2. Michael Menser, 2000-01	92
3. Michael Menser, 1999-00	91
4. Brenton Scott, 2015-16	76
5. Brenton Scott, 2016-17	73
6. Marico Stinson, 2007-08	71
7. Matt Van Scyco, 2016-17	68
8. Greg Thomas, 1992-93	67
T9. Brenton Scott, 2017-18	62
T9. Jordan Printy, 2011-12	62
10. Chad Adkins, 1996-97	61
10. Rashad Reed, 2008-09	60

ASSISTS

1. Steve Reed, 1978-79	239
2. Jim Smith, 1977-78	221
3. Jim Smith, 1976-77	207
4. Larry Bird, 1978-79	187
5. Michael Menser, 1997-01	184
6. Carl Nicks, 1978-79	170
7. Rick Fields, 1985-86	168
8. Jake Odum, 2011-12	158
9. Jake Odum, 2013-14	155
10. Jake Odum, 2012-13	151

ASSIST AVERAGE

1. Jim Smith, 1976-77	7.4
2. Steve Reed, 1978-79	7.0
3. Jim Smith, 1977-78	6.9
4. Rick Fields, 1985-86	5.8
5. Larry Bird, 1978-79	5.5
Steve Reed, 1979-80	5.5
7. Steve Reed, 1980-81	5.4
Michael Menser, 1997-01	5.4
9. Rick Fields, 1982-83	5.2
10. Carl Nicks, 1978-79	5.0

STEALS

1. Nate Green, 1999-00	92
2. Larry Bird, 1978-79	85
3. Larry Bird, 1977-78	78
4. Larry Bird, 1976-77	77
5. Gabe Moore, 2007-08	65
6. Jake Odum, 2010-11	62
7. Michael Menser, 2000-01	61
Nate Green, 1998-99	61
9. Matt Renn, 2000-01	60
Carl Nicks, 1978-79	60

STEAL AVERAGE


1. Nate Green, 1999-00	2.9
2. Larry Bird, 1976-77	2.8
3. Larry Bird, 1978-79	2.5
4. Larry Bird, 1977-78	2.4
5. Nate Green, 1998-99	2.3
6. Nate Green, 1997-98	2.1
Jim Smith, 1976-77	2.1
8. Johnny Edwards, 1984-85	2.0
9. Michael Menser, 2000-01	1.8
Matt Renn, 2000-01	1.8
Carl Nicks, 1978-79	1.8
Gabe Moore, 2006-07	1.8
Jake Odum, 2010-11	1.8
Jake Odum, 2011-12	1.8

BLOCKS

1. DeCarsta Webster, 1975-76	77
2. Jayson Wells, 1997-98	70
3. Isiah Martin, 2007-08	59
4. Djibril Kante, 2000-01	50
5. DeCarsta Webster, 1976-77	48
6. DeCarsta Webster, 1977-78	43
Alex Gilbert, 1978-79	43
8. Terry Braun, 1983-84	41
9. Emondre Rickman, 2016-17	36
10. Nate Green, 1997-98	35
Josh Crawford, 2009-10	35

BLOCK AVERAGE

1. DeCarsta Webster, 1975-76	3.1
2. Jayson Wells, 1997-98	2.6
3. Isiah Martin, 2s007-08	1.9
4. DeCarsta Webster, 1976-77	1.7
5. Djibril Kante, 2000-01	1.5
Terry Braun, 1983-84	1.5
7. Nate Green, 1997-98	1.3
DeCarsta Webster, 1977-78	1.3
Alex Gilbert, 1978-79	1.3
Emondre Rickman, 2016-17	1.3



Steve Reed (1977-81) set the single season steals mark with 239 in 179.

CAREER RECORDS

POINTS

1. Larry Bird, 1976-79	2,850
2. John Sherman Williams, 1982-86	2,370
3. Jerry Newsom, 1965-68	2,147
4. Brenton Scott, 2014-18	1,760
5. Butch Wade, 1964-67	1,672
6. Jake Odum, 2010-14	1,568
7. David Moss, 2002-06	1,562
8. Jordan Barnes, 2016-19	1,558
9. Eddie Bird, 1987-91	1,555
10. Duane Klueh, 1946-49	1,432
Carl Nicks, 1976-80	1,432
12. Rick Williams, 1973-76	1,351
13. Matt Renn, 1977-01	1,347
14. Ray Goddard, 1959-62	1,321
15. Michael Menser, 1997-01	1,301
16. Dan McDonald, 1947-50	1,298
17. Tyreke Key, 2017-Pres.	1,255
18. George Pillow, 1968-71	1,253
19. Kelyn Block, 1998-01	1,248
20. Greg Thomas, 1989-93	1,242
21. Gabe Moore, 2004-08	1,223
22. Sam Richardson, 1951-55	1,211
23. Bob Barker, 1968-71	1,199
24. Nate Green, 1996-00	1,182
25. Lenny Rzeszewski, 1947-50	1,175

SCORING AVERAGE

1. Larry Bird, 1976-79	30.3
2. Jerry Newsom, 1965-68	25.3
3. Butch Wade, 1964-67	22.6
4. John Sherman Williams, 1982-86	21.0
5. Ray Goddard, 1959-62	17.4
Rick Williams, 1973-76	17.4
7. Carl Nicks, 1976-80	16.8
8. George Pillow, 1968-71	16.5
9. Duane Klueh, 1946-49	15.7
10. Bob Barker, 1968-71	15.4

REBOUNDS

1. Larry Bird, 1976-79	1,247
2. Jerry Newsom, 1965-68	953
3. DeCarsta Webster, 1975-78	862
4. Matt Renn, 1997-2001	789
5. Jim Cruse, 1993-97	771
6. George Pillow, 1968-71	731
7. Carl Richard, 2008-12	716
8. Djibril Kante, 1998-2001	669
9. Rick Williams, 1973-76	661
10. John Sherman Williams, 1982-86	629

REBOUNDING AVERAGE

1. Larry Bird, 1976-79	13.3
2. Jerry Newsom, 1965-68	11.2
3. DeCarsta Webster, 1975-78	10.1
4. George Pillow, 1968-71	9.6
5. Rick Williams, 1973-76	8.6
6. Jim Cruse, 1993-97	7.3
7. Matt Renn, 1997-2001	6.7
8. Everett Clemons, 2015-17	6.3
9. Rick Peckinpugh, 1971-74	5.8
10. Carl Richard, 2008-11	5.7

THREE-POINT FIELD GOALS

1. Michael Menser, 1997-01	283
2. Jordan Barnes, 2016-19	272
3. Brenton Scott, 2014-18	270
4. Jordan Printy, 2008-12	215
5. Eddie Bird, 1988-91	161
6. Travis Inman, 1988-92	154
7. Chad Adkins, 1996-99	149
8. Aaron Carter, 2007-11	134
9. Greg Thomas, 1990-93	130
10. Marcus Howard, 2000-04	125
Marico Stinson, 2006-08	125

ASSISTS

1. Steve Reed, 1977-81	616
2. Jake Odum, 2010-14	603
3. Rick Fields, 1981-85	551
4. Jimmy Smith, 1974-78	517
5. Nate Green, 1996-2000	496
6. Gabe Moore, 2004-08	444
7. Larry Bird, 1976-79	435
8. Michael Menser, 1997-01	426
9. Jordan Barnes, 2016-19	386
10. Nick Hargrove, 1993-97	369
11. David Moss, 2002-06	350

ASSIST AVERAGE

1. Steve Reed, 1977-81	5.2
2. Rick Fields, 1981-85	4.9
Jimmy Smith, 1974-78	4.9
4. Larry Bird, 1976-79	4.6
5. Jake Odum, 2010-14	4.5
6. Nate Green, 1996-2000	4.4
7. Steve Phillips, 1972-75	4.3
8. Michael Menser, 1997-2001	3.7
Nick Hargrove, 1993-97	3.7
Everett Clemons, 2015-2017	3.7

STEALS

1. Larry Bird, 1976-79	240
Nate Green, 1996-2000	240
3. Jake Odum, 2010-14	204
4. Gabe Moore, 2004-08	203
5. Michael Menser, 1997-2001	188
6. Brenton Scott, 2014-2017	173
7. Matt Renn, 1997-2001	165
8. Rick Fields, 1981-85	149
9. Jordan Barnes, 2016-19	138
10. David Moss, 2002-06	133
11. Carl Nicks, 1976-80	128
12. Marcus Howard, 2000-04	125

STEAL AVERAGE


1. Larry Bird, 1976-79	2.6
2. Nate Green, 1996-00	2.1
3. Gabe Moore, 2004-08	1.7
4. Michael Menser, 1997-01	1.6
5. Carl Nicks, 1976-80	1.5
Jake Odum, 2010-14	1.5
7. Matt Renn, 1997-2001	1.4
8. Brenton Scott, 2014-18	1.38
9. Rick Fields, 1981-85	1.3
10. Nick Hargrove, 1993-97	1.2
David Moss, 2002-06	1.2

BLOCKS

1. DeCarsta Webster, 1975-78	168
2. Isiah Martin, 2007-11	136
3. Djibril Kante, 1998-02	127
4. Emondre Rickman, 2015-17	116
5. Nate Green, 1996-00	109
6. Justin Gant, 2011-15	96
7. Jayson Wells, 1994-98	94
8. Larry Bird, 1976-79	83
9. Alex Gilbert, 1978-80	75
10. John Sherman Williams, 1982-86	72
10. Jake Kitchell, 2010-15	70

BLOCK AVERAGE

1. DeCarsta Webster, 1975-76	3.1
2. Jayson Wells, 1997-98	2.6
3. Isiah Martin, 2s007-08	1.9
4. DeCarsta Webster, 1976-77	1.7
5. Djibril Kante, 2000-01	1.5
Terry Braun, 1983-84	1.5
7. Nate Green, 1997-98	1.3
DeCarsta Webster, 1977-78	1.3
Alex Gilbert, 1978-79	1.3
Emondre Rickman, 2016-17	1.3



DeCarsta Webster (1975-78) is the Indiana State career leader with 168 blocked shots.

MISCELLANEOUS INDIVIDUAL RECORDS

POINTS

Game	49	Larry Bird	Wichita State	2-25-79
First Half	29	Larry Bird	Butler	12-16-78
Second Half	28	Larry Bird	Houston	3-9-77
At Home	49	Larry Bird	Wichita State	2-25-79
On Road	47	Larry Bird	Butler	2-28-77
	47	Carl Nicks	W. Texas St.	1-12-80
	47	John Williams	W. Texas St.	3-3-84
In a Loss	44	Larry Bird	Houston	3-9-77
Season	973	Larry Bird		1978-79
Average	32.8	Larry Bird		1976-77
Freshman	520	John Williams		1982-83
Sophomore	918	Larry Bird		1976-77
Junior	959	Larry Bird		1977-78
Senior	973	Larry Bird		1978-79
Career				
Overall	2,850	Larry Bird		1976-79
Average	30.3	Larry Bird		1976-79

FIELD GOALS

Game				
Made	22	Larry Bird	Mo.-St. Louis	1-20-77
Attempted	39	Larry Bird	Mo.-St. Louis	1-20-77
Percentage	.909	David Moss	at SEMO	11-29-02
	.909	Jay Tunnell	Drake	01-22-09
3-Point Made	9	Marico Stinson	Drake	12-30-06
3-Point Att.	19	Eric Gray	Drake	12-30-04
3-Point Pct.	1.000	Lucas Eitel	High Point	11-25-13
Season				
Made	403	Larry Bird		1977-78
Attempted	769	Larry Bird		1977-78
Percentage	.630	Brad Miley		1978-79
3-Point Made	117	Jordan Barnes		2017-18
3-Point Att.	278	Jordan Barnes		2017-18
3-Point Pct.	.515	Dewayne Brown		1990-91
Career				
Made	1,154	Larry Bird		1976-79
Attempted	2,165	Larry Bird		1976-79
Percentage	.584	Jerry Newsom		1965-68
3-Point Made	283	Michael Menser		1997-2001
3-Point Att.	727	Michael Menser		1997-2001
3-Point Pct.	.424	Travis Inman		1988-92

FREE THROWS

Game				
Made	24	Butch Wade	Kent State	12-16-64
Attempted	26	Butch Wade	Kent State	12-16-64
Percentage	1.000	Eddie Bird	Southern Ill.	2-13-91
Season				
Made	221	Larry Bird		1978-79
Attempted	267	Jerry Newsom		1967-68
Percentage	.911	Ray Goddard		1961-62
Career				
Made	590	Jake Odum		2010-14
Attempted	781	Jake Odum		2010-14
Percentage	.888	Jeff Lauritzen		1988-92

REBOUNDS

Game				
Total	25	Jim Cruse	Drake	1-18-97
Season				
Total	505	Larry Bird		1978-79
Average	14.9	Larry Bird		1978-79
Career				
Total	1,247	Larry Bird		1976-79
Average	13.3	Larry Bird		1976-79

ASSISTS

Game				
Total	16	Jim Smith	Drake	1-14-78
Season				
Total	239	Steve Reed		1978-79
Career				
Total	616	Steve Reed		1977-81

GAMES PLAYED

Season				
Appeared In	35	Dan Dimich		1949-50
	35	Don McDonald		1949-50
Career				
Appeared In	134	Jake Odum		2010-14
Consecutive Starts	130	Jake Odum		2010-14

STEALS

Game				
Total	8	Nate Green	E. Illinois	12-19-99
	8	Jim Smith	Drake	1-14-78
Season				
Total	92	Nate Green		1999-2000
Career				
Total	240	Larry Bird		1976-79
240	Nate Green			1996-2000

BLOCKED SHOTS

Game				
Total	11	DeCarsta Webster	Mo.-St. Louis	1-31-76
Season				
Total	77	DeCarsta Webster		1975-76
Career				
Total	168	DeCarsta Webster		1975-78

FIELD GOALS

Game				
Total	54	Darrion Applewhite	Butler	12-27-86
Season				
Total	1,227	Michael Menser		2000-01
Career				
Total	4,107	John Williams		1982-86

SCHOOL RECORDS HELD

Most	27	Larry Bird		1976-79
------	----	------------	--	---------

MISCELLANEOUS TEAM RECORDS

POINTS

Game				
Overall	137	U. of Americas	137-71	1-15-65
Home	137	U. of Americas	137-71	1-15-65
Neutral	109	Luther College	109-88	
Away	113	W. Texas St.	113-98	3-3-84
1st Half	70	U. of Americas	137-71	1-15-65
2nd Half	67	U. of Americas	137-71	1-15-65
In a Loss	102	Tulsa	126-102	3-1-84
By Opp.	126	Tulsa	126-102	3-1-84
Combined	228	Tulsa	126-102	3-1-84
Season				
Total	2,952	1978-79		
Average	97.2	1965-66		

FIELD GOALS

Game			
Made	51	DePauw	12-15-65
Attempted	95	Mo.-St. Louis	1-20-77
Percentage	.725	Butler	1-8-75
3-Point Made	18	Arizona State	12-2-88
3-Point Att.	38	Drake	12-30-04
3-Point Pct.	1.000	Southern Ill.	2-11-12
Season			
Made	1,183	1978-79	
Attempted	2,365	1978-79	
Percentage	.516	1965-66	
3-Point Made	270	2017-18	
3-Point Att.	749	2017-18	
3-Point Pct.	.422	1989-90	

REBOUNDS

Game			
Total	71	Chicago State	12-27-76
Season			
Total	1,639	1978-79	
Average	51.8	1966-67	

ASSISTS

Game			
Total	34	W. Texas St.	3-5-83
Season			
Total	791	1978-79	

BLOCKED SHOTS

Game			
Total	12	SIU-Edwardsville	12-19-84
Season			
Total	145	2010-11	

STEALS

Game			
Total	20	W. Texas St.	1-7-78
Season			
Total	292	1999-2000	

FOULS

Season			
Total	660	2016-17	

GAMES PLAYED

Season			
Total	35	1949-50	(27-8)

MISCELLANEOUS RECORDS

Margin of Victory	72	Merom Christian	77-5	12-6-16
Margin of Victory, MVC Game	36	Evansville	78-42	2-21-2001
Margin of Defeat	106	Purdue	112-6	1-10-11
Fewest Points Scored In Loss	1	DePauw	32-1	1-12-11
Fewest Points Scored In Win	13	Hanover	13-12	2-29-12
Fewest Points Allowed In Win	1	Merom Christian	26-1	2-8-21
Fewest Points Allowed In Loss	13	Terre Haute South HS	13-11	1-9-01
Most Overtime Periods	4	Butler	12-27-86	
		vs. Ohio	11-19-17	

- * Minimum of ten FG attempts per game
- * Minimum of seven 3pt FG attempts per game
- * Minimum of 115 FG attempts per season
- * Minimum of 50 3pt FG attempts per season
- * Minimum of 375 FG attempts per career
- * Minimum of 150 3pt FG attempts per career
- * Minimum 100 FT attempts per season
- * Minimum of 150 FT attempts per career

INDIVIDUAL HONORS

INTERNATIONAL COMPETITION

1950 Pan American Games,
Buenos Aires, Argentina

Roger Adkins
Dick Atha
Bob Gilbert
Tom Kern
Gene Lambdin
Ed Longfellow
Cliff Murray
Coach John Longfellow
1977 World University Games, Sofia,
Bulgaria
Larry Bird
1992 Summer Olympics--Barcelona,
Spain
Larry Bird

COLLEGE PLAYERS OF THE YEAR

1948 Duane Klueh (Helms Foundation)
1979 Larry Bird (The Sporting
News, Basketball Times,
Basketball Weekly, Rupp Trophy,
Naismith Trophy, USBWA Trophy,
Eastman Award, Joe Lapchick
Award)

ALL-AMERICANS

1930 Les Reynolds (Helms Foundation)
1948 Duane Klueh (Helms Foundation)
1949 Len Rzeszewski (NAIB)
1949 Bob Royer (NAIB)
1953 Dick Atha (Helms Foundation)
1965 Butch Wade (AP, UPI)
1966 Jerry Newsom (UPI)
1966 Butch Wade (UPI)
1968 Jerry Newsom (Coaches, AP, UPI)
1975 Rick Williams (HM-Basketball
Weekly, Sporting News,
Converse)
1976 Rick Williams (HM-Basketball
Weekly, Sporting News,
Converse)
1977 Larry Bird (UPI-Third Team,
AP-Honorable Mention)
1978 Larry Bird (AP, UPI, USBWA,
The Sporting News, Basketball Weekly)
1979 Larry Bird (AP, UPI, USBWA,
The Sporting News, Basketball Weekly)

COSIDA ACADEMIC ALL-AMERICANS

1972 Dan Bush (Second Team)
1976 Mike Route (Third Team)
1993 Greg Thomas (Second Team)
2001 Matt Renn (Second Team)

NCAA POST-GRADUATE SCHOLARSHIP

1972 Dan Bush
1981 Steve Reed

NAIB ALL-TOURNAMENT

1946 Bob Royer
1948 Bob Royer
1948 Duane Klueh (MVP)
1949 Len Rzeszewski
Bob Royer
1950 Len Rzeszewski (MVP)
Dan Dimich
Don McDonald

NCAA ALL-TOURNAMENT

1968 Jerry Newsom (MVP)
Fred Hardman
Larry Bird
1979
ALL-INDIANA COLLEGIATE CONFERENCE
1943 Bill Hitch
1943 Robert Jones (Second Team)
1946 Ed Lash
1951 Dick Atha
Cliff Murray
Team)
1952 Roger Adkins (MVP)
Sam Richardson
Dick Atha
1953 Roger Adkins
1954 Joe Lee
1956 Sam Richardson
1958 Jim Bates
1961 Howard Dardeen
1962 Howard Dardeen
1964 Wayne Allison
1965 Butch Wade
1966 Jerry Newsom
Butch Wade
Jerry Newsom
Butch Wade (MVP)
Jerry Newsom (MVP)

ALL-MIDWESTERN CONFERENCE

1971 George Pillow
Bob Barker
Dan Bush
1972

ALL-MISSOURI VALLEY CONFERENCE

1978 Larry Bird (MVP)
Harry Morgan (Second Team)
1979 Larry Bird (MVP)
Carl Nicks
1980 Carl Nicks
1983 John Williams (Second Team)
1984 John Williams (Second Team)
1985 John Williams
1986 John Williams
1988 Eddie Bird (HM)
1990 Eddie Bird (HM)
1991 Eddie Bird (HM)
1992 Travis Inman
(Coaches Second Team, Media HM)

Greg Thomas (Media HM)
1993 Greg Thomas (Second Team)
1996 Jim Cruse (Second Team)
1997 Jim Cruse (Second Team)
1998 Nate Green (HM)
1999 Nate Green (Second Team)
2000 Nate Green (MVP)
Matt Renn (Second Team)
Michael Menser (HM)
Matt Renn
Michael Menser (Second Team)
Kelyn Block (HM)
2002 Kelyn Block (HM)
Djibril Kante (HM)
David Moss (HM)
2004 David Moss (Second Team)
Gabe Moore (HM)
2008 Harry Marshall (HM)
2009 Jay Tunnell (HM)
2010 Harry Marshall (Second Team)
2011 Jake Odum (HM)

Carl Richard (HM)
2018
Jake Odum (Second Team)
2019
Jake Odum (First Team)
Jake Odum (First Team)
Manny Arop (HM)
2015 Devonte Brown (Second Team)
2016 Devonte Brown (Second Team)
Brenton Scott (Second Team)
Brenton Scott (Third Team)
Jordan Barnes (Second Team)
Brenton Scott (Third Team)
Tyreke Key (Second Team)

MVC ALL-NEWCOMER TEAM

1998 Michael Menser
1999 Kelyn Block
Djibril Kante
David Moss
Amani Daanish
Jake Odum
Everett Clemons

MVC NEWCOMER OF THE YEAR

1983 John Williams
1988 Eddie Bird

MVC FRESHMAN OF THE YEAR

2003 David Moss
2015 Brenton Scott

MVC ALL-FRESHMAN TEAM

1986 Darrion Applewhite
Antonio Gillespie
Eddie Bird
David Moss
Cole Holmstrom
Marico Stinson
Isiah Martin
Jake Odum
Brenton Scott
Jordan Barnes
Tyreke Key
Cooper Neese

MVC ALL-DEFENSIVE TEAM

1992 Jason Edwards
2000 Nate Green (MVP)
2002 Marcus Howard
2008 Gabe Moore
2010 Harry Marshall
2011 Jake Odum

MVC ALL-BENCH TEAM

2001 Terence Avery
2002 Matt Berry
2007 Adam Arnold
2008 Isiah Martin
2011 Jordan Printy
2013 Khristian Smith
2014 Khristian Smith
2015 Tre' Bennett

MVC SIXTH MAN OF THE YEAR

2014 Khristian Smith

MVC MOST IMPROVED TEAM

2001 Djibril Kante
2009 Jay Tunnell
2014 Khristian Smith
2015 Devonte Brown (MVP)

Jordan Barnes (MVP)
Tyreke Key (MVP)

MVC ALL-ACADEMIC TEAM

1990 Greg Thomas
1991 Greg Thomas
1992 Greg Thomas
1993 Greg Thomas
1998 Nate Green
Matt Renn
Nate Green
Michael Menser
Matt Renn
Nate Green
Michael Menser
Matt Renn
Kelyn Block
Michael Menser
Matt Renn
Djibril Kante (First Team)
Kelyn Block (Second Team)
Terence Avery (Second Team)
Jerod Adler (Second Team)
Jerod Adler (Second Team)
Jerod Adler (First Team)
David Moss (Second Team)
Trent Wurtz (First Team)
David Moss (Second Team)
Tyson Schnitker (Second Team)
Trent Wurtz (First Team)
Adam Arnold (Second Team)
Adam Arnold (Second Team)
Jay Tunnell (HM)
Aaron Carter (Second Team)
Aaron Carter (Second Team)
Jordan Printy (Honorable Mention)
Jordan Printy (First Team)
Aaron Carter (Second Team)
Jordan Printy (First Team)
Lucas Eitel (Second Team)
Justin Gant (Second Team)
Lucas Eitel (Second Team)
Justin Gant (First Team)
Lucas Eitel (Second Team)
Justin Gant (First Team)
Jake Kitchell (First Team)
Brandon Murphy (Honorable
Mention)
Tyreke key (Second Team)

NCAA COACH OF THE YEAR

1979 Bill Hodges (AP, UPI, The Sporting
News)

ICC COACH OF THE YEAR

1959 Duane Klueh
1963 Duane Klueh
1966 Duane Klueh
1967 Duane Klueh

MVC COACH OF THE YEAR

1979 Bill Hodges
1991 Tates Locke
2000 Royce Waltman



2019-20 Indiana St. Men's Basketball Combined Team Statistics All games

Page 1/1
as of Oct 26, 2020

Game Records

Record	Overall	Home	Away	Neutral
ALL GAMES	18-12	12-1	4-8	2-3
CONFERENCE	11-7	8-1	3-6	0-0
NON-CONFERENCE	7-5	4-0	1-2	2-3

Score by Periods

Team	1st	2nd	OT	TOT
Indiana St.	991	1050	11	2052
Opponents	939	1061	4	2004

Team Box Score

No.	Player				Total		3-Point		F-Throw		Rebounds													
		GP-GS	MIN	AVG	FG-FGA	FG%	3FG-FGA	3FG%	FT-FTA	FT%	OFF	DEF	TOT	AVG	PF	DQ	A	TO	BLK	STL	PTS	AVG		
11	KEY, Tyreke	30-30	998:12	33.3	145-323	.449	56-144	.389	121-143	.846	12	126	138	4.6	63	3	51	55	7	21	467	15.6		
02	BARNES, Jordan	30-30	1017:17	33.9	127-319	.398	57-148	.385	67-81	.827	9	102	111	3.7	59	0	111	58	3	48	378	12.6		
35	LARAVIA, Jake	30-25	738:06	24.6	111-210	.529	11-27	.407	50-80	.625	77	99	176	5.9	95	1	47	53	35	16	283	9.4		
04	NEESE, Cooper	30-15	670:40	22.4	68-188	.362	43-127	.339	40-59	.678	1	73	74	2.5	49	0	37	24	2	13	219	7.3		
1	WILLIAMS, Tre	30-30	740:02	24.7	99-181	.547	0-1	.000	19-45	.422	43	82	125	4.2	78	2	26	43	37	11	217	7.2		
10	WILLIAMS, Christian	28-15	660:57	23.6	68-141	.482	17-40	.425	41-50	.820	11	73	84	3.0	41	0	60	40	7	27	194	6.9		
05	KESSINGER, Bronson	29-4	363:53	12.5	45-86	.523	4-10	.400	13-20	.650	10	33	43	1.5	42	0	6	8	7	13	107	3.7		
3	BACOTE, Cameron	30-0	356:31	11.9	24-75	.320	11-34	.324	19-25	.760	5	25	30	1.0	27	0	27	21	0	5	78	2.6		
20	BARNES, Cobie	30-0	273:49	9.1	27-54	.500	8-19	.421	2-12	.167	14	42	56	1.9	19	0	10	9	1	7	64	2.1		
34	AGBO, Christopher	12-0	69:37	5.8	5-10	.500	0-0	.000	7-11	.636	6	17	23	1.9	19	0	0	8	2	1	17	1.4		
23	WASHINGTON, De'Avion	21-1	117:12	5.6	11-26	.423	2-5	.400	1-4	.250	7	21	28	1.3	14	0	2	2	1	3	25	1.2		
25	SELLERS, Keon	7-0	13:51	2.0	1-2	.500	0-0	.000	1-2	.500	1	0	1	0.1	2	0	0	1	0	0	3	0.4		
12	MARTIN, Tyeshon	4-0	04:53	1.2	0-2	.000	0-0	.000	0-0	.000	0	0	0	0.0	1	0	0	2	0	0	0	0.0		
Team											31	37	68					19						
Total		30	6025		731-1617	.452	209-555	.377	381-532	.716	227	730	957	31.9	509	6	377	343	102	165	2052	68.4		
Opponents		30	6025		723-1618	.447	190-595	.319	368-527	.698	248	739	987	32.9	543	16	377	382	82	153	2004	66.8		

Team Statistics

	ISU	OPP
Scoring	2052	2004
Points per game	68.4	66.8
Scoring margin	+1.6	-
Field goals-att	731-1617	723-1618
Field goal pct	.452	.447
3 point fg-att	209-555	190-595
3-point FG pct	.377	.319
3-pt FG made per game	7.0	6.3
Free throws-att	381-532	368-527
Free throw pct	.716	.698
F-Throws made per game	12.7	12.3
Rebounds	957	987
Rebounds per game	31.9	32.9
Rebounding margin	-1.0	-
Assists	377	377
Assists per game	12.6	12.6
Turnovers	343	382
Turnovers per game	11.4	12.7
Turnover margin	+1.3	-
Assist/turnover ratio	1.1	1.0
Steals	165	153
Steals per game	5.5	5.1
Blocks	102	82
Blocks per game	3.4	2.7
Winning streak	0	-
Home win streak	2	-
Attendance	47789	69793
Home games-Avg/Game	13-3676	12-5816
Neutral site-Avg/Game	-	5-1909

Team Results

Date	Opponent	Score	Att.
11/09/2019	at Dayton	L 81-86	13407
11/13/2019	at Louisville	L 62-91	14808
11/17/2019	vs Ball St.	L 55-69	2425
11/21/2019	vs Duquesne	L 71-74	300
11/22/2019	vs Loyola Marymount	W 72-60	150
11/24/2019	vs Air Force	W 84-74	150
11/30/2019	Mo.-St. Louis	W 62-55	3553
12/03/2019	North Dakota St.	W 71-60	3371
12/07/2019	at Wright St.	Wot 84-77	3509
12/18/2019	Tennessee St.	W 78-72	3123
12/22/2019	Chicago St.	W 85-64	3449
12/30/2019	Southern Ill.	W 68-56	3333
01/04/2020	at Drake	L 76-80	3490
01/07/2020	at UNI	L 60-68	3697
01/11/2020	Illinois St.	W 65-52	3723
01/15/2020	Evansville	W 65-42	3717
01/18/2020	at Valparaiso	L 77-86	2805
01/22/2020	at Loyola Chicago	L 55-75	2661
01/25/2020	Bradley	W 61-53	4159
01/29/2020	Drake	W 58-56	3414
02/01/2020	at Missouri St.	W 78-68	4284
02/05/2020	Loyola Chicago	W 68-39	4063
02/08/2020	at Illinois St.	L 67-74	5365
02/12/2020	at Bradley	L 61-72	5023
02/16/2020	Missouri St.	L 58-71	3988
02/20/2020	UNI	W 67-64	3765
02/23/2020	at Evansville	W 64-62	5447
02/26/2020	at Southern Ill.	W 77-68	5297
02/29/2020	Valparaiso	W 71-58	4131
03/06/2020	vs Missouri St.	L 51-78	6521

2019-20 MISSOURI VALLEY CONFERENCE ONLY SEASON STATISTICS



2019-20 Indiana St. Men's Basketball Combined Team Statistics In Conference games

Page 1/1
as of Oct 26, 2020

Game Records

Record	Overall	Home	Away	Neutral
ALL GAMES	11-7	8-1	3-6	0-0
CONFERENCE	11-7	8-1	3-6	0-0
NON-CONFERENCE	0-0	0-0	0-0	0-0

Score by Periods

Team	1st	2nd	OT	TOT
Indiana St.	598	598	0	1196
Opponents	563	581	0	1144

Team Box Score

No. Player					Total		3-Point		F-Throw		Rebounds													
		GP-GS	MIN	AVG	FG-FGA	FG%	3FG-FGA	3FG%	FT-FTA	FT%	OFF	DEF	TOT	AVG	PF	DQ	A	TO	BLK	STL	PTS	AVG		
11	KEY, Tyreke	18-18	618:57	34.4	86-191	.450	34-88	.386	53-67	.791	5	68	73	4.1	40	1	25	30	6	13	259	14.4		
02	BARNES, Jordan	18-18	604:53	33.6	75-193	.389	32-79	.405	42-46	.913	6	58	64	3.6	33	0	64	34	2	24	224	12.4		
35	LARAVIA, Jake	18-17	496:36	27.6	77-148	.520	7-16	.438	33-54	.611	57	77	134	7.4	53	0	36	34	25	9	194	10.8		
10	WILLIAMS, Christian	18-11	459:49	25.5	53-101	.525	13-33	.394	31-38	.816	9	48	57	3.2	33	0	43	28	6	21	150	8.3		
1	WILLIAMS, Tre	18-18	472:09	26.2	61-116	.526	0-0	.000	15-32	.469	30	56	86	4.8	49	1	22	24	23	7	137	7.6		
04	NEESE, Cooper	18-7	396:05	22.0	28-99	.283	18-67	.269	22-30	.733	1	34	35	1.9	26	0	23	13	1	6	96	5.3		
05	KESSINGER, Bronson	17-1	210:54	12.4	28-48	.583	4-9	.444	6-7	.857	3	19	22	1.3	24	0	4	4	6	7	66	3.9		
20	BARNES, Cobie	18-0	150:25	8.4	19-29	.655	5-10	.500	0-7	.000	7	26	33	1.8	11	0	7	5	0	5	43	2.4		
3	BACOTE, Cameron	18-0	143:39	8.0	10-33	.303	3-14	.214	0-2	.000	3	10	13	0.7	8	0	12	6	0	3	23	1.3		
25	SELLERS, Keon	4-0	06:33	1.6	1-1	1.000	0-0	.000	0-0	.000	1	0	1	0.3	1	0	0	0	0	0	2	0.5		
23	WASHINGTON, De'Avion	12-0	37:39	3.1	1-9	.111	0-2	.000	0-2	.000	2	7	9	0.8	4	0	0	0	1	0	2	0.2		
34	AGBO, Christopher	1-0	02:20	2.3	0-0	.000	0-0	.000	0-0	.000	0	0	0	0.0	0	0	0	1	0	0	0	0.0		
Team											14	26	40					12						
Total		18	3600		439-968	.454	116-318	.365	202-285	.709	138	429	567	31.5	282	2	236	191	70	95	1196	66.4		
Opponents		18	3600		417-935	.446	109-332	.328	201-284	.708	137	440	577	32.1	299	6	229	229	49	89	1144	63.6		

Team Statistics

	ISU	OPP
Scoring	1196	1144
Points per game	66.4	63.6
Scoring margin	+2.9	-
Field goals-att	439-968	417-935
Field goal pct	.454	.446
3 point fg-att	116-318	109-332
3-point FG pct	.365	.328
3-pt FG made per game	6.4	6.1
Free throws-att	202-285	201-284
Free throw pct	.709	.708
F-Throws made per game	11.2	11.2
Rebounds	567	577
Rebounds per game	31.5	32.1
Rebounding margin	-0.6	-
Assists	236	229
Assists per game	13.1	12.7
Turnovers	191	229
Turnovers per game	10.6	12.7
Turnover margin	+2.1	-
Assist/turnover ratio	1.2	1.0
Steals	95	89
Steals per game	5.3	4.9
Blocks	70	49
Blocks per game	3.9	2.7
Winning streak	4	-
Home win streak	2	-
Attendance	34293	38069
Home games-Avg/Game	9-3810	9-4230
Neutral site-Avg/Game	-	0-0

Team Results

Date	Opponent		Score	Att.
12/30/2019	Southern Ill.	W	68-56	3333
01/04/2020	at Drake	L	76-80	3490
01/07/2020	at UNI	L	60-68	3697
01/11/2020	Illinois St.	W	65-52	3723
01/15/2020	Evansville	W	65-42	3717
01/18/2020	at Valparaiso	L	77-86	2805
01/22/2020	at Loyola Chicago	L	55-75	2661
01/25/2020	Bradley	W	61-53	4159
01/29/2020	Drake	W	58-56	3414
02/01/2020	at Missouri St.	W	78-68	4284
02/05/2020	Loyola Chicago	W	68-39	4063
02/08/2020	at Illinois St.	L	67-74	5365
02/12/2020	at Bradley	L	61-72	5023
02/16/2020	Missouri St.	L	58-71	3988
02/20/2020	UNI	W	67-64	3765
02/23/2020	at Evansville	W	64-62	5447
02/26/2020	at Southern Ill.	W	77-68	5297
02/29/2020	Valparaiso	W	71-58	4131

2019-20 GAME-BY-GAME BOX SCORES



Official Basketball Box Score - Final
Indiana St. at Dayton
11/10/19 University of Dayton Arena, Dayton, OH
2019-20 NCAA Men's Basketball

Game Time: 12:07 AM
Game Duration: 2:14
Attendance: 13,407

Officials:

Indiana St. - 81

Record: 0-1

NO. Name	Min	FG	3P	FT	Rebounds	Fouls	TP	AS	TO	ST	Blocks	+/-
1 Bronson Kessinger	F 17:16	2-4	0-0	0-0	1 1 2	3 0 4	0	0	0	0	1	-1
1 Tre Williams	C 24:44	3-5	0-0	0-2	0 1 1	4 2 6	0	2	0	0	1	2
2 Jordan Barnes	G 36:22	8-16	3-7	0-0	1 8 9	1 0 19	4	1	0	0	0	-7
10 Christian Williams	G 30:20	5-10	1-1	3-3	0 8 8	0 4 14	2	1	1	0	0	0
11 Tyreke Key	G 23:26	4-8	1-3	12-14	1 3 4	5 7 21	2	2	0	0	0	9
4 Cooper Neese	15:31	3-5	1-2	0-0	1 1 1	2 1 7	1	1	2	0	0	-15
3 Cameron Bacote	14:43	0-1	0-0	2-2	0 3 3	1 1 2	1	1	0	0	0	-5
35 Jake LaRavia	29:50	2-7	0-2	4-6	3 3 6	4 3 8	0	2	2	1	2	-6
34 Christopher Agbo	03:35	0-1	0-0	0-0	1 1 2	3 1 0	0	0	1	0	0	-1
20 Cobie Barnes	04:13	0-0	0-0	0-0	0 0 0	1 0 0	0	0	0	0	0	-1
Team					3 0 3		0	1				
Totals	27:57	6-15	21-27	10 29 39	24 19 81	10 12 5	1	5	-5			

Shooting By Period	1st FG%	2nd FG%	3rd FG%	FT%
1st FG%	10-24 41.7%			
2nd FG%	17-33 51.5%			
3rd FG%	5-11 45.5%			
FT%	9-11 81.8%			
GM FG%	27-57 47.4%			
FT%	6-15 40.0%			
FT%	21-27 77.8%			

Dead Ball Rebounds: 2, 0

Technical Fouls: NONE

Dayton - 86

Record: 1-0

NO. Name	Min	FG	3P	FT	Rebounds	Fouls	TP	AS	TO	ST	Blocks	+/-
1 Obi Toppin	F 35:05	10-16	1-3	8-11	3 9 12	3 7 29	3	2	0	2	1	10
33 Ryan Mikesell	F 29:31	4-8	0-4	4-7	1 3 4	2 7 12	3	1	0	1	0	6
40 Chase Johnson	F 10:53	1-3	0-0	0-0	1 1 2	2 1 3	0	0	0	1	0	-11
0 Rodney Chatman	G 28:48	3-6	3-5	3-6	0 4 4	1 5 12	4	1	3	0	0	7
10 Jalen Crutcher	G 33:17	5-11	0-5	4-4	1 1 2	2 3 14	6	1	1	0	0	3
2 Ibi Watson	20:10	2-6	2-4	0-0	1 1 2	2 0 6	1	1	0	0	0	11
35 Dwayne Cohill	13:12	2-4	0-2	0-0	1 1 2	0 4 1	0	1	0	0	0	4
3 Jrey Landers	16:49	2-5	1-3	2-2	2 2 4	3 1 7	0	2	1	0	0	-3
31 Jhery Matos	12:15	0-1	0-1	0-0	0 0 0	0 2 0	0	0	1	0	0	-2
Team					1 2 3		0	1				
Totals	29:60	7-27	21-30	10 24 34	19 24 86	10 10 5	5	1	5			

Shooting By Period	1st FG%	2nd FG%	3rd FG%	FT%
1st FG%	16-31 51.6%			
2nd FG%	13-29 44.8%			
3rd FG%	4-13 30.8%			
FT%	18-24 75%			
GM FG%	29-60 48.3%			
FT%	7-27 25.9%			
FT%	21-30 70.0%			

Dead Ball Rebounds: 1, 0

Technical Fouls: NONE

	ISU	DAY
Biggest lead	4 (1st 16:10)	12 (2nd 15:44)
Best Scoring Run	6 (2nd 8:56)	8 (2nd 15:44)
Lead Changes	2	
Times Tied	5	
Time with Lead	03:29	34:05

Points from	ISU	DAY
Turnovers	9	18
Paint	34	44
Second Chance	11	9
Fast Breaks	10	20
Bench	17	17



Official Basketball Box Score - Final
Indiana St. at Ball St.
11/17/19 Bankers Life Fieldhouse, Indianapolis, Ind.
2019-20 NCAA Men's Basketball

Game Time: 9:32 PM
Game Duration: 1:51
Attendance: 2,452

Officials: Jeff Maham, Antonio Petty, Tommy Short

Indiana St. - 55

Record: 0-3

NO. Name	Min	FG	3P	FT	Rebounds	Fouls	TP	AS	TO	ST	Blocks	+/-
1 Tre Williams	C 17:02	2-6	0-0	0-0	0 2 2	2 1 4	0	4	0	0	1	-5
2 Jordan Barnes	G 38:04	5-10	2-5	0-1	0 5 5	3 3 12	4	1	1	0	1	-15
10 Christian Williams	G 14:42	0-0	0-0	0-0	0 3 3	1 0 0	2	0	0	0	0	-5
11 Tyreke Key	G 33:46	4-11	2-3	1-2	0 3 3	2 2 11	3	2	0	0	0	-13
23 De'Avon Washington	G 11:10	2-3	0-0	0-0	0 2 2	1 0 4	0	0	0	0	0	-15
4 Cooper Neese	18:25	2-8	1-4	0-0	1 1 2	0 5 1	1	1	0	0	0	-6
5 Bronson Kessinger	15:55	2-5	0-0	2-4	2 2 4	4 2 6	0	1	2	0	2	-4
35 Jake LaRavia	24:05	4-9	0-0	0-0	2 2 4	2 4 8	2	0	0	0	1	4
3 Cameron Bacote	16:28	0-1	0-1	2-4	0 0 0	1 2 2	1	1	0	0	0	-4
34 Christopher Agbo	06:44	1-1	0-0	1-2	0 0 0	0 1 3	0	0	0	0	0	-4
20 Cobie Barnes	03:39	0-0	0-0	0-0	0 0 0	0 0 0	0	1	0	0	0	-3
Team					2 2 4		0	0				
Totals	22:54	5-13	6-13	6 22 28	18 15 55	14 10 3	1	6	-14			

Shooting By Period	1st FG%	2nd FG%	3rd FG%	FT%
1st FG%	11-27 40.7%			
2nd FG%	11-27 40.7%			
3rd FG%	3-7 42.9%			
FT%	4-9 44.4%			
GM FG%	22-54 40.7%			
FT%	5-13 38.5%			
FT%	6-13 46.2%			

Dead Ball Rebounds: 2, 0

Technical Fouls: NONE

Ball St. - 69

Record: 3-1

NO. Name	Min	FG	3P	FT	Rebounds	Fouls	TP	AS	TO	ST	Blocks	+/-
14 Kyle Mallers	F 31:23	2-5	2-5	3-4	3 3 6	3 2 9	0	2	1	1	0	17
25 Takhia Teague	F 31:21	10-13	0-1	2-4	1 9 10	4 4 22	1	2	1	3	0	15
1 K.J. Walton	G 30:49	4-9	0-0	0-0	8 6 9	0 5 16	2	2	0	2	0	15
3 Josh Thompson	G 23:30	0-4	0-2	2-4	1 1 2	1 2 4	0	4	0	1	0	12
5 Ishmael El-Amin	G 34:43	3-12	3-9	2-4	0 3 3	1 3 11	2	2	0	0	0	10
0 Mirnye Thomas	06:26	0-0	0-0	0-0	0 0 0	1 0 0	0	1	0	0	0	-7
2 Luke Bumbalough	13:37	3-5	1-3	0-0	0 1 1	0 0 7	2	1	1	0	0	-1
11 Jarron Coleman	19:06	1-3	0-2	0-0	0 3 3	2 2 2	3	0	0	0	0	5
34 Ben Hendriks	07:03	0-0	0-0	0-0	2 2 3	0 0 0	0	0	0	0	0	2
4 Lucas Kroft	02:03	0-1	0-1	0-0	0 0 0	0 0 0	0	0	0	0	0	0
Team					2 3 5		0	2				
Totals	23:52	6-23	17-24	10 31 41	15 18 69	14 12 4	6	1	14			

Shooting By Period	1st FG%	2nd FG%	3rd FG%	FT%
1st FG%	11-29 37.9%			
2nd FG%	12-23 52.2%			
3rd FG%	5-11 45.5%			
FT%	13-17 76.5%			
GM FG%	23-52 44.2%			
FT%	6-23 26.1%			
FT%	17-24 70.8%			

Dead Ball Rebounds: 4, 0

Technical Fouls: NONE

	INS	BSU
Biggest lead	4 (1st 10:25)	17 (2nd 10:35)
Best Scoring Run	7 (2nd 6:52)	9 (2nd 17:19)
Lead Changes	2	
Times Tied	6	
Time with Lead	03:34	31:32

Points from	INS	BSU
Turnovers	9	8
Paint	30	30
Second Chance	4	7
Fast Breaks	3	8
Bench	24	9



Official Basketball Box Score - Final
Indiana St. at Louisville
11/14/19 KFC Yum! Center, Louisville
2019-20 Men's Basketball

Game Time: 1:13 AM
Game Duration: 1:58
Attendance: 14,808

Officials: Raymie Syons, Tony Henderson, Clarence Armstrong

Indiana St. - 62

Record: 0-2

NO. Name	Min	FG	3P	FT	Rebounds	Fouls	TP	AS	TO	ST	Blocks	+/-
5 Bronson Kessinger	F 16:01	2-5	0-0	0-0	0 3 3	2 0 4	0	1	0	0	0	-13
1 Tre Williams	C 20:47	1-3	0-0	0-0	1 1 2	2 4 4	2	1	2	1	0	0
2 Jordan Barnes	G 29:03	2-13	2-9	1-2	0 1 1	3 1 7	2	1	0	0	0	-23
10 Christian Williams	G 22:00	3-5	1-1	2-2	0 0 0	1 1 9	1	1	4	0	0	-19
11 Tyreke Key	G 31:06	5-11	4-7	6-6	1 0 1	1 8 20	2	1	1	0	0	-20
35 Jake LaRavia	09:49	0-1	0-0	0-0	1 0 1	4 0 0	0	0	0	0	0	-21
4 Cooper Neese	15:00	1-6	1-6	0-0	0 1 1	2 2 3	1	1	0	0	0	-8
3 Cameron Bacote	16:45	0-4	0-1	2-2	0 2 2	1 1 2	1	1	0	0	1	-14
20 Cobie Barnes	12:17	2-4	2-2	0-0	1 1 2	0 0 0	0	0	2	1	0	0
34 Christopher Agbo	09:22	2-3	0-0	2-3	2 0 2	2 2 6	0	0	0	0	0	1
23 De'Avon Washington	16:06	1-1	0-0	1-2	2 4 6	2 1 3	2	0	0	0	0	-7
12 Tyeshon Martin	01:44	0-0	0-0	0-0	0 0 0	0 0 0	0	0	0	0	0	-2
Team					0 0 0		0	1				
Totals	19:56	10-26	14-17	8 13 21	20 20 62	10 11 7	1	3	-29			

Shooting By Period	1st FG%	2nd FG%	3rd FG%	FT%
1st FG%	5-12 41.7%			
2nd FG%	10-31 32.3%			
3rd FG%	5-14 35.7%			
FT%	11-13 84.6%			
GM FG%	19-56 33.9%			
FT%	10-26 38.5%			
FT%	14-17 82.4%			

Dead Ball Rebounds: 1, 0

Technical Fouls: NONE

Louisville - 91

Record: 3-0

NO.	Name	Min	FG	3P	FT	Rebounds	Fouls	TP	AS	TO	ST	Blocks	+/-				
						OR	DR	OT									
24	Dwayne Sutton	F 30:58	5-6	2-2	2-3	3	7	10	2	2	1	2	0	33			
33	Jordan Nwora	F 25:34	5-10	2-2	9-10	2	3	5	3	6	21	2	2	0	1	13	
23	Steven Enoch	C 20:46	2-6	0-0	0-0	1	9	10	4	2	4	0	3	0	2	0	4
2	Darius Perry	G 15:34	3-4	1-2	0-0	0	1	1	4	4	1	7	3	4	0	0	10
30	Ryan McMahon	G 27:57	3-5	3-4	0-0	1	0	1	0	1	9	2	0	0	0	0	25
0	Lamar Kimble	25:52	5-6	1-2	2-2	4	4	3	3	3	3	1	1	0	0	0	19
10	Samuel Williamson	24:06	6-9	0-1	3-4	3	3	2	5	1	15	2	4	1	0	0	27
22	Aidan Igehon	10:57	2-2	0-0	0-2	0	3	3	0	1	4	0	1	0	0	0	13
20	Josh Nickelberry	08:53	0-3	0-2	2-2	0	1	1	0	1	2	0	0	0	0	0	2
11	Quinn Szlanski	06:23	0-2	0-2	2-2	1	1	2	1	1	2	1	0	0	0	0	1
1	Keith Oddo	01:44	0-0	0-0	0-0	0	0	0	2	0	0	0	0	0	0	0	22
4	Grant Williams	00:38	0-0	0-0	0-0	0	0	0	0	0	0	0	0	0	0	0	0
12	Hogan Orbaugh	00:38	0-0	0-0	0-0	0	0	0	0	0	0	0	0	0	0	0	-2
Team						0	0	0	0	0	0	0	0				
Totals			31-53	9-17	20-25	11	31	42	20	20	91	16	15	3	3	1	25

2019-20 GAME-BY-GAME BOX SCORES



Official Basketball Box Score - Final
Indiana St. at Loyola Marymount
11/22/19 Gateway Christian Academy, Bimini
2019-20 Men's Basketball

Game Time: 9:00 PM
Game Duration: 2:00
Attendance: 190

Officials: Wilson Holland, Matt Rukasin, Ryan McDaniel

Indiana St. - 72

Record: 1-3

NO.	Name	Min	FG M-A	3P M-A	FT M-A	Rebounds OR DR TOT	Fouls PF	TP	AS	TO	ST	Blocks BS BA	+/-				
1	Tre Williams	C 31:27	2-4	0-1	1-1	6	0	6	2	3	5	0	0	0	2	0	16
2	Jordan Barnes	G 37:58	8-10	7-9	6-7	0	5	5	1	7	29	4	2	2	0	0	17
4	Cooper Neese	G 30:23	6-11	4-8	5-11	0	5	5	3	9	21	4	1	0	0	0	19
11	Tyreek Key	G 27:14	1-6	0-3	2-2	0	7	7	5	2	4	2	2	2	1	0	13
35	Jake LaRavia	G 19:37	4-5	2-2	0-0	0	1	1	4	2	10	1	0	1	0	0	11
3	Cameron Bacote	16:09	0-3	0-1	0-0	1	0	1	2	0	3	3	0	0	0	0	-9
10	Christian Williams	08:16	1-1	1-1	0-0	0	0	0	0	1	3	1	0	0	0	0	-3
23	De'Avion Washington	06:28	0-1	0-0	0-0	0	0	0	0	2	0	0	0	0	0	0	1
20	Cobie Barnes	03:25	0-0	0-0	0-0	0	0	0	0	2	0	0	0	0	0	0	-9
34	Christopher Agbo	06:17	0-0	0-0	0-0	0	0	0	0	2	0	0	1	1	0	0	-4
5	Bronson Kessinger	12:33	0-1	0-0	0-0	0	0	0	0	0	0	1	0	1	0	0	8
12	Tyeshon Martin	00:12	0-0	0-0	0-0	0	0	0	0	0	0	0	0	0	0	0	0
Team						0	1	1	0	0	0	0	0				
Totals			22-42	14-25	14-21	7	19	26	23	24	72	16	9	7	3	0	12

Technical Fouls:NONE

Loyola Marymount - 60

Record: 1-3

NO.	Name	Min	FG M-A	3P M-A	FT M-A	Rebounds OR DR TOT	Fouls PF	TP	AS	TO	ST	Blocks BS BA	+/-			
0	Eli Scott	F 31:31	3-5	0-1	5-11	1	9	10	2	9	11	3	2	0	1	-19
11	Parker Dortch	F 21:15	1-6	0-2	4-4	0	0	0	1	3	6	1	4	1	0	-11
12	Deovunta Williams	F 28:29	4-7	0-1	1-1	1	0	1	3	2	9	2	1	1	0	-10
35	Ivan Alipiev	F 29:51	6-13	1-4	0-0	2	1	3	3	0	13	1	0	1	0	-2
22	Lazar Zivanovic	G 10:42	1-2	0-0	0-2	1	0	1	2	2	2	1	1	0	0	-7
10	Jonathan Dos Anjos	13:16	0-3	0-1	0-0	0	3	3	2	1	0	0	1	1	0	-3
15	Reilly Seobold	15:46	1-2	1-2	0-0	0	0	0	0	3	3	0	1	0	0	-9
34	Keli Laupeupe	25:57	3-5	0-1	4-4	3	2	5	5	1	10	0	0	0	0	-3
20	Erk Johansson	13:30	0-1	0-1	0-0	0	0	0	0	3	0	1	0	0	0	5
3	Lazar Nikic	02:29	0-0	0-0	0-2	0	0	0	0	1	0	0	0	0	0	-4
2	Joe Quintana	00:01	0-0	0-0	0-0	0	0	0	0	0	0	0	0	0	0	0
23	Jordan Bell	06:24	1-2	0-0	0-0	0	0	0	0	2	0	0	0	0	0	3
21	Seikou Sisoho Jawara	00:49	1-1	1-1	1-2	0	1	1	1	1	4	0	0	0	0	0
Team						0	0	0								
Totals			21-47	3-14	15-26	8	16	24	23	60	9	10	4	0	3	-12

Technical Fouls:NONE

	ISU	LMU
Biggest lead	13 (2 nd 0:48)	5 (1 st 8:26)
Best Scoring Run	8 (2 nd 19:43)	10 (1 st 8:26)
Lead Changes	4	
Times Tied	2	
Time with Lead	27:36	09:01

Points from	ISU	LMU
Turnovers	10	12
Paint	14	32
Second Chance	10	18
Fast Breaks	9	9
Bench	3	19

Period by Period Scoring	1st	2nd	TOT
ISU	33	39	72
LMU	32	28	60



Official Basketball Box Score - Final
Mo.-St. Louis at Indiana St.
11/30/19 Hulman Center, Terre Haute, Ind.
2019-20 Men's Basketball

Game Time: 7:00 PM
Game Duration: 1:48
Attendance: 3,553

Officials: Mick Fiekbinder, Shane Staggs, Brad Ferrie

Mo.-St. Louis - 55

Record: 6-1

NO.	Name		Min	FG M-A	3P M-A	FT M-A	Rebounds OR DR TOT	Fouls PF	TP	AS	TO	ST	Blocks BS BA	+/-				
1	Jason Towery	F	20:08	1-5	1-5	0-0	0	1	1	2	0	3	0	0	0	-12		
3	Jalen Wilkins-McCoy	F	29:38	5-12	0-1	1-1	1	3	4	5	2	11	2	0	5	2	0	-3
4	Yaakema Rose	G	26:12	7-10	1-1	0-0	1	4	5	1	0	15	1	0	0	1	0	-2
23	Steve Webb	G	23:18	2-3	0-0	0-0	1	3	4	4	4	4	0	4	0	2	0	-13
35	Jose Grubbs	G	25:06	1-7	0-2	0-0	1	1	2	3	2	2	2	2	0	0	0	-6
2	Shane Wissink		25:48	2-4	2-3	0-0	0	0	0	4	0	6	4	0	2	0	1	0
13	Kellen King		12:41	0-1	0-1	0-0	0	4	4	0	0	1	0	1	1	0	0	-7
10	Kenny Berry		07:47	0-1	0-1	1-2	0	0	0	0	1	1	0	0	0	0	0	-6
5	Bobby Parker		18:52	3-8	3-6	0-0	0	2	2	3	1	9	1	4	0	0	0	5
11	Isiah Fuller		06:16	0-1	0-0	0-0	0	1	1	0	0	0	0	1	1	0	0	-1
21	Trevor Moore		02:07	2-2	0-0	0-0	0	1	1	0	0	4	0	0	0	0	0	5
32	Maurice Evans		02:07	0-0	0-0	0-0	0	0	0	0	0	0	0	0	0	0	0	5
Team							1	2			0	1						
Totals				23-54	7-20	2-3	5	21	26	22	11	55	11	14	8	4	4	-7

Technical Fouls:NONE

Indiana St. - 62

Record: 3-4

NO.	Name	Min	FG M-A	3P M-A	FT M-A	Rebounds OR DR TOT	Fouls PF	TP	AS	TO	ST	Blocks BS BA	+/-							
1	Tre Williams	C 18:16	1-2	0-0	0-0	0	2	2	0	3	2	3	1	1	1	7				
2	Jordan Barnes	G 32:43	1-5	1-3	3-4	1	4	5	1	3	6	1	2	0	0	12				
4	Cooper Neese	G 24:26	6-9	4-6	3-4	0	2	2	1	2	19	1	0	1	0	9				
11	Tyreek Key	G 33:27	3-8	1-5	9-9	0	5	5	0	8	16	4	2	0	0	11				
35	Jake LaRavia	G 13:12	1-2	0-0	0-0	0	1	1	3	0	2	0	4	0	2	-10				
5	Bronson Kessinger	10:52	0-3	0-0	0-0	0	2	2	0	2	0	1	0	1	0	1				
10	Christian Williams	18:15	1-2	0-0	0-0	0	4	4	0	0	2	2	1	0	0	1				
3	Cameron Bacote	15:49	0-3	0-1	1-2	0	2	2	1	1	1	0	1	0	0	-3				
20	Cobie Barnes	11:16	2-2	0-0	1-1	0	1	1	2	1	5	1	0	0	0	16				
34	Christopher Agbo	09:33	1-2	0-0	2-4	2	4	6	2	4	0	2	0	1	0	-1				
23	De'Avion Washington	07:52	2-2	1-1	0-0	0	0	0	0	0	5	0	1	2	0	-2				
12	Tyeshon Martin	02:29	0-2	0-0	0-0	0	0	0	1	0	0	0	1	0	0	-4				
25	Keon Sellers	01:50	0-0	0-0	0-0	0	0	0	0	0	0	0	0	0	0	-6				
Team						2			2			0			0					
Totals			18-42			7-16			19-24			5			27			32		

Technical Fouls:NONE

	UMSL	INS
Biggest lead	3 (2 nd 10:53)	13 (2 nd 2:07)
Best Scoring Run	8 (1 st 4:07)	12 (2 nd 5:38)
Lead Changes	13	
Times Tied	4	
Time with Lead	07:50	27:57

Points from	UMSL	INS
Turnovers	10	13
Paint	24	20
Second Chance	4	0
Fast Breaks	3	13
Bench	20	17

Period by Period Scoring	1st	2nd	TOT
UMSL	23	32	55
INS	25	37	62



Official Basketball Box Score - Final
Air Force at Indiana St.
11/24/19 Gateway Christian Academy, Bimini
2019-20 Men's Basketball

Game Time: 9:00 PM
Game Duration: 2:07
Attendance: 150

Officials: Winston Gith, Brad Gaston, Ryan McDaniel

Air Force - 74

Record: 2-3

NO.	Name	Min	FG M-A	3P M-A	FT M-A	Rebounds OR DR TOT	Fouls PF	TP	AS	TO	ST	Blocks BS BA	+/-				
12	Lavelle Scottie	F 23:52	2-10	0-2	2-5	0	3	3	5	6	0	3	1	0	2	-16	
34	Ryan Swan	C 22:00	7-10	1-3	2-3	1	2	3	3	2	17	1	1	0	0	1	4
3	Sid Torres	G 21:09	0-2	0-2	0-0	0	0	0	2	0	0	3	1	0	0	0	-17
5	Chris Joyce	G 36:39	4-9	0-5	3-4	1	3	4	3	3	11	2	1	1	0	0	-8
10	AJ Walker	G 34:39	3-10	1-4	4-5	3	2	5	0	4	11	4	0	1	0	0	0
15	Abe Kinrade	16:33	2-3	0-0	0-0	1	3	4	0	5	4	0	1	2	0	0	-13
00	Caleb Morris	23:11	5-9	4-7	4-5	0	2	2	2	3	18	0	1	1	0	0	3
44	Keaton Van Soelen	13:11	1-1	0-0	1-2	1	0	1	5	2	3	0	1	0	0	0	4
13	LeSean Brown	05:21	0-1	0-0	0-0	0	0	0	1	0	0	0	1	0	0	0	-10
24	Mason Taylor	03:25	1-1	0-0	2-2	0	0	0	2	1	4	0	0	0	0	0	3
Team						0	0	0	0	0	0						
Totals			25:56	6-23	16:26	7	15	22	22	26	74	10	9	7	0	3	-10

2019-20 GAME-BY-GAME BOX SCORES

Official Basketball Box Score -- Game Totals -- Final Statistics Indiana State vs Wright State 12/7/19 2:00 PM at Nutter Center

Indiana State 84 • 5-4

#	Player	Total		3-Ptr		Rebounds		PF		TP		A		Blk		Stl		Min
		FG	F-GA	FG	F-GA	Off	Def	Off	Def	Off	Def	Off	Def	Off	Def	Off	Def	
01	Tre Williams	*	7-13	0-0	0-0	2	5	7	4	14	0	1	2	0	0	0	0	28
02	Jordan Barnes	*	8-16	3-6	3-4	0	4	4	0	22	5	4	1	3	43			43
04	Cooper Neese	*	10-15	5-9	0-0	0	6	6	1	25	0	1	0	0	35			35
05	Bronson Kessinger	*	1-2	0-0	2-2	1	0	1	1	4	0	0	0	0	11			11
11	Tyreke Key	*	2-9	0-3	0-0	1	8	9	1	4	5	4	0	1	31			31
03	Cameron Bacote		2-5	1-2	2-2	0	2	2	2	7	1	3	0	1	24			24
20	Cobie Barnes		2-4	0-2	0-0	1	4	5	0	4	0	2	0	0	17			17
23	Washington, De'Avion		1-2	0-0	0-0	2	0	2	0	2	0	0	0	0	8			8
25	Sellers, Keon		0-0	0-0	0-0	0	0	0	0	0	0	0	0	0	2			2
34	Christopher Agbo		0-0	0-0	0-0	0	1	1	3	0	0	3	1	0	8			8
35	Jake LaRavia		1-4	0-0	0-0	5	2	7	4	2	1	2	2	0	18			18
Team						2	3	5										
Totals			34-70	9-22	7-8	14	35	49	16	84	12	20	6	5	225			

FG % 1st Half: 17-31 54.8% 2nd half: 14-32 43.8% OT: 3-7 42.9% Game: 34-70 48.6% Deadball Rebounds 1
3FG % 1st Half: 4-9 44.4% 2nd half: 4-9 44.4% OT: 1-4 25.0% Game: 9-22 40.9%
FT % 1st Half: 0-0 0.0% 2nd half: 3-4 75.0% OT: 4-4 100.0% Game: 7-8 87.5%

Wright State 77 • 7-3

#	Player	Total		3-Ptr		Rebounds		PF		TP		A		Blk		Stl		Min
		FG	F-GA	FG	F-GA	Off	Def	Off	Def	Off	Def	Off	Def	Off	Def	Off	Def	
00	Hall, Jaylon	*	3-10	1-2	0-0	1	4	5	0	7	3	5	1	0	33			33
01	Wampler, Bill	*	1-11	0-5	3-4	3	8	11	1	5	5	1	0	0	31			31
02	Holden, Tanner	*	3-5	0-1	1-2	0	1	1	1	7	0	0	1	0	26			26
21	Basile, Grant	*	4-8	1-2	2-2	2	5	7	2	11	1	4	0	1	27			27
31	Gentry, Cole	*	2-4	1-3	0-0	0	0	0	1	5	0	0	0	0	24			24
03	Asch, Jordan		4-8	0-2	1-2	0	0	0	1	9	3	0	0	2	21			21
05	Potter, Skyelar		2-4	1-1	0-0	0	1	1	4	5	2	1	0	0	23			23
10	Calvin, Trey		5-12	3-8	2-3	0	2	2	2	15	1	0	0	2	28			28
23	Manns, James		5-9	3-4	0-0	3	1	4	2	13	1	1	0	1	12			12
Team						1	0	1										
Totals			29-71	10-28	9-13	10	22	32	14	77	16	12	2	6	225			

FG % 1st Half: 12-32 37.5% 2nd half: 16-30 53.3% OT: 1-9 11.1% Game: 29-71 40.8% Deadball Rebounds 1
3FG % 1st Half: 6-13 46.2% 2nd half: 4-12 33.3% OT: 0-3 0.0% Game: 10-28 35.7%
FT % 1st Half: 3-3 100.0% 2nd half: 4-8 50.0% OT: 2-2 100.0% Game: 9-13 69.2%

Officials: Jon Campbell, Brandon Cruz, Jason Mirabito
Technical Fouls: Indiana State-None, Wright State-None.
Attendance: 3509

Score by periods	1st	2nd	OT	Total
Indiana State	38	35	11	84
Wright State	33	40	4	77

Points	In	Off	2nd	Fast	Bench
INS	44	12	15	2	15
WSU	34	27	8	2	42

Last FG - INS OT-01:27, WSU OT-03:07.
Largest lead - INS by 8 2nd-17:09, WSU by 9 1st-11:14.
INS led for 21:28. WSU led for 16:57. Game was tied for 06:35.



Official Basketball Box Score - Final
Tennessee St. at Indiana St.
12/19/19 Hulman Center, Terre Haute
2019-20 Men's Basketball

Game Time: 12:00 AM
Game Duration: 2:10
Attendance: 3,123

Officials: Tom Eades, Jeb Hartsness, Brad Gascion

Tennessee St. - 72

Record: 7-5

NO.	Name	Min	FG		3P		FT		Rebounds		Fouls		TP	AS	TO	ST	Blocks		+/-	
			M	A	M	A	M	A	OR	DR	PF	FD					BS	BA		
10	Shakem Johnson	F	22:17	5-7	0-0	1-4	2	2	4	4	4	11	0	1	0	1	0	3		
34	Ben Kone	F	18:22	4-5	0-1	0-1	1	7	8	0	2	8	0	1	0	1	0	-13		
0	Mark Freeman	G	21:56	2-7	0-3	0-0	0	1	1	5	1	4	2	5	0	0	1	-17		
1	Michael Littlejohn	G	34:10	3-10	1-6	2-4	1	1	2	1	3	9	5	2	0	0	0	-2		
4	Wesley Harris	G	20:20	0-3	0-1	4-4	1	3	2	5	2	4	1	3	0	1	0	-5		
5	Jon Brown		15:24	2-4	0-1	0-1	1	5	6	2	3	4	2	1	1	0	2			
2	Carlos Marshall, Jr.		25:30	2-8	1-4	2-2	1	4	5	5	1	7	2	2	0	0	5	5		
11	Emmanuel Egbuta		18:26	6-8	0-0	3-6	4	5	9	4	3	15	0	1	1	0	2			
23	Ravel Moody		21:00	4-7	1-3	1-5	1	4	5	3	3	10	2	0	1	0	-4			
20	Donnie Malone		02:35	0-0	0-0	0-0	0	0	0	0	0	0	0	0	0	0	-1			
Team																				
Totals				28-59	3-19	13-27	12	31	43	30	22	72	14	16	3	5	1	-6		

Technical Fouls: Coach 1st 0:48

Indiana St. - 78

Record: 6-4

NO.	Name	Min	FG		3P		FT		Rebounds		Fouls		TP	AS	TO	ST	Blocks		+/-
			M-A	M-A	M-A	M-A	M-A	M-A	OR	DR	PF	FD					BS	BA	
1	Tre Williams	C	24:50	6-6	0-0	0-2	2	3	5	4	3	12	0	2	0	0	0	15	
2	Jordan Barnes	G	34:56	2-15	0-6	3-4	1	2	3	2	4	7	4	2	5	0	0	1	
4	Cooper Neese	G	17:16	1-4	0-2	0-2	0	1	1	1	1	2	1	0	1	0	0	14	
11	Tyreke Key	G	37:02	5-12	3-6	18-22	1	7	8	1	12	31	1	1	1	0	2	13	
35	Jake LaRavia	G	27:11	4-7	0-1	0-1	1	2	3	3	3	8	2	1	2	0	1	4	
3	Cameron Bacote		20:18	2-6	1-3	4-4	0	3	3	3	2	9	1	0	0	0	2	-10	
5	Bronson Kessinger		03:20	0-2	0-0	0-0	0	1	1	0	1	0	0	0	0	0	-2		
10	Christian Williams		12:42	1-3	0-1	2-3	0	2	2	0	2	4	1	0	0	0	-1		
20	Cobie Barnes		10:39	2-2	1-1	0-1	1	2	3	1	2	5	0	0	0	0	0	-1	
34	Christopher Agbo		05:33	0-1	0-0	0-0	0	4	4	2	0	0	0	0	0	0	-1		
23	De'Avion Washington		06:13	0-1	0-0	0-0	1	0	1	1	0	0	0	0	0	0	-4		
Team																			
Totals			23-59	5-20	27-39	12	28	40	22	29	78	10	9	8	1	5	6		

Technical Fouls: NONE

Biggest lead	TSU		INS		Points from		TSU		INS		Period by Period Scoring	
	7 (1 st 18:28)		16 (2 nd 9:58)		Turnovers		8		20		1st 2nd TOT	
Best Scoring Run	7 (1 st 18:28)		7 (1 st 9:11)		Paint		44		36		TSU 34 38 72	
Lead Changes	5		3		Second Chance		14		10		INS 40 38 78	
Times Tied	3		1		Fast Breaks		11		17			
Time with Lead	04:40		31:50		Bench		36		18			



Official Basketball Box Score - Final
Southern Ill. at Indiana St.
12/21/19 Hulman Center, Terre Haute, Ind.
2019-20 Men's Basketball

Game Time: 1:00 AM
Game Duration: 1:48
Attendance: 3,333

Officials: Jeff Maham, Bret Smith, Ray Nisell

Southern Ill. - 56

Record: 6-8 (0-1)

NO.	Name		Min	FG	3P	FT	Rebounds	Fouls	PF	TP	AS	TO	ST	Blocks	BS	+/-
				M-A	M-A	M-A	OR DR TOT	PF	FD							
1	Marcus Domask	F	34:38	6-12	1-4	0-0	0 5 5	1	1	13	2	3	0	0	1	-18
40	Barret Benson	C	27:04	4-10	0-1	6-9	2 7 9	2	5	14	1	2	0	2	3	-13
3	Ronnie Suggs	G	22:16	2-4	1-3	0-0	0 2 2	3	0	5	2	1	0	0	0	-10
5	Lance Jones	G	24:15	4-9	0-2	0-2	0 2 2	3	2	8	2	3	2	0	1	-7
24	Trent Brown	G	20:47	0-1	0-0	0-0	0 1 1	1	0	0	0	2	0	0	0	-11
22	Harwin Francois	C	34:02	3-8	3-7	0-0	1 2 3	3	1	9	0	0	1	2	0	1
2	Karrington Davis	C	24:02	2-4	0-0	1-2	1 2 3	2	1	5	0	1	0	0	0	-3
12	Sekou Dembele	C	12:56	1-2	0-0	0-0	0 0 0	1	0	0	0	0	0	0	0	1
Team							0 0 0	0	0	0						
Totals				22-50	5-18	7-13	5 24 29	16 10	56	7	14	4	4	4	5	-12

2019-20 GAME-BY-GAME BOX SCORES



Official Basketball Box Score - Final
Indiana St. at Drake
01/04/20 Krapp Center, Des Moines
2019-20 Men's Basketball

Game Time: 11:07 PM
Game Duration: 1:57
Attendance: 3,490

Officials: Tom O'Neill, Gene Grimschaw, Nathan Beris

Indiana St. - 76

Record: 8-5 (1-1)

NO. Name	Min	FG M-A	3P M-A	FT M-A	Rebounds OR DR TOT	Fouls PF FD	TP	AS	TO	ST	Blocks BS BA	+/-
1 Tre Williams	C 30:49	6-12	0-0	2-3	1 3 4	3 5	14	2	2	1	2 3	-17
2 Jordan Barnes	G 30:06	6-12	3-6	0-0	0 3 3	2 2	15	2	1	2	0 0	-7
4 Cooper Neese	G 23:39	1-4	1-4	0-0	0 1 1	4 0	3	3	0	0	0 0	-8
11 Tyreke Key	G 35:56	4-10	2-6	9-9	1 7 8	1 4	19	1	4	0	1 1	-4
35 Jake LaRavia	G 34:04	9-12	0-0	3-5	2 4 6	4 4	21	0	4	0	1 3	5
5 Bronson Kessinger	09:11	1-2	0-1	0-0	0 1 1	0 2	2	0	0	0	1 0	13
3 Cameron Bacote	09:22	0-0	0-0	0-0	0 1 1	2 1	0	1	0	1	0 0	3
10 Christian Williams	19:53	1-2	0-1	0-0	0 4 4	2 0	2	2	1	1	0 0	8
20 Cobie Barnes	05:56	0-0	0-0	0-0	0 1 1	0 0	0	1	0	0	0 0	-9
23 De'Avion Washington	01:24	0-0	0-0	0-0	0 0 0	0 0	0	0	0	0	0 0	-4
Team					0 1 1	0	0	0	0	0	0 0	
Totals		28-54	6-18	14-17	4 26 30	18 18	76	12	12	5	7 7	-4

Technical Fouls: NONE

Shooting By Period	
1 st FG%	18-30 60.0%
3PT%	5-11 45.5%
FT%	0-1 0%
2 nd FG%	10-24 41.7%
3PT%	1-7 14.3%
FT%	14-16 87.5%
GM FG%	28-54 51.9%
3PT%	6-18 33.3%
FT%	14-17 82.4%

Dead Ball Rebounds: 1, 0



Official Basketball Box Score - Final
Indiana St. at UNI
01/07/20 McLeod Center, Cedar Falls
2019-20 Men's Basketball

Game Time: 6:00 AM
Game Duration: 1:52
Attendance: 3,697

Officials: Gerry Pollard, Randy Heimerman, Dave Cusick

Indiana St. - 60

Record: 8-6 (1-2)

NO. Name	Min	FG M-A	3P M-A	FT M-A	Rebounds OR DR TOT	Fouls PF FD	TP	AS	TO	ST	Blocks BS BA	+/-
1 Tre Williams	C 27:08	3-8	0-0	1-2	0 2 2	1 4	7	1	0	1	1 1	-2
2 Jordan Barnes	G 32:55	3-7	1-2	0-0	0 3 3	2 2	7	2	4	2	1 0	-8
4 Cooper Neese	G 19:29	0-2	0-2	2-2	0 0 0	1 1	2	0	2	0	0 0	0
11 Tyreke Key	G 34:51	5-12	2-5	2-2	1 0 1	5 2	14	3	0	1	0 0	-4
35 Jake LaRavia	G 26:53	5-6	0-0	2-4	3 3 6	3 2	12	0	3	0	0 0	-3
5 Bronson Kessinger	12:24	2-2	1-1	0-0	0 1 1	0 1	5	3	0	0	1 0	-4
10 Christian Williams	26:35	4-7	2-3	0-0	0 1 1	3 0	10	1	0	2	0 0	-8
3 Cameron Bacote	06:38	0-2	0-1	0-0	0 0 0	0 0	0	1	0	0	0 0	-6
20 Cobie Barnes	10:29	1-2	1-2	0-0	0 2 2	1 0	3	0	0	0	0 0	-5
23 De'Avion Washington	02:38	0-0	0-0	0-0	0 1 1	0 0	0	0	0	0	0 0	0
Team					0 3 3	0	0	2	0	0	0 0	
Totals		23-48	7-16	7-10	4 16 20	16 12	60	8	11	6	3 1	-8

Technical Fouls: NONE

Shooting By Period	
1 st FG%	9-20 45.0%
3PT%	4-7 57.1%
FT%	2-2 100%
2 nd FG%	14-28 50.0%
3PT%	3-9 33.3%
FT%	5-8 62.5%
GM FG%	23-48 47.9%
3PT%	7-16 43.8%
FT%	7-10 70.0%

Dead Ball Rebounds: 1, 0

Drake - 80

Record: 11-4 (1-1)

NO. Name	Min	FG M-A	3P M-A	FT M-A	Rebounds OR DR TOT	Fouls PF FD	TP	AS	TO	ST	Blocks BS BA	+/-
21 Liam Robbins	F 27:25	6-9	0-0	3-4	0 5 5	3 3	15	1	0	1	6 2	14
00 D.J. Wilkins	G 37:09	6-11	2-4	2-2	0 2 2	1 1	16	5	2	1	0 1	9
4 Anthony Murphy	G 25:44	2-7	1-3	7-9	0 4 4	3 4	12	2	3	1	0 1	9
12 Roman Penn	G 23:59	5-8	2-3	4-5	0 3 3	4 4	16	6	0	1	0 1	15
20 Jonah Jackson	G 30:21	4-8	4-8	0-0	1 1 2	3 0	12	2	0	0	0 0	5
3 Garrett Sturtz	23:57	0-2	0-1	0-3	2 5 7	2 4	0	1	0	1	0 0	-7
14 Noah Thomas	18:50	3-4	1-1	0-0	0 0 0	0 2	7	2	4	1	0 0	-7
11 Antonio Pilipovic	04:48	0-1	0-1	0-0	0 0 0	0 0	0	1	0	0	0 0	-9
31 Brady Ernst	07:47	1-2	0-0	0-0	1 2 3	2 0	2	1	1	1	0 1	-1
Team					0 1 1	0	0	0	0	0	0 0	
Totals		27-52	10-21	16-23	4 23 27	18 18	80	21	10	7	7 5	4

Technical Fouls: NONE

Shooting By Period	
1 st FG%	17-27 63.0%
3PT%	8-14 57.1%
FT%	7-9 77.8%
2 nd FG%	10-25 40.0%
3PT%	2-7 28.6%
FT%	9-14 64.3%
GM FG%	27-52 51.9%
3PT%	10-21 47.6%
FT%	16-23 69.6%

Dead Ball Rebounds: 2, 1

	INST	DRAKE	Points from		Period by Period Scoring				
Biggest lead	1 (1 st 10:31)	13 (1 st 2:44)	Turnovers	15	19				
Best Scoring Run	8 (2 nd 13:37)	8 (1 st 4:29)	Paint	42	28				
Lead Changes			Second Chance	5	2	INST	41	35	76
Times Tied		2	Fast Breaks	8	12	DRAKE	49	31	80
Time with Lead	00:44	37:54	Bench	4	9				



Official Basketball Box Score - Final
Illinois St. at Indiana St.
01/10/20 Hulman Center, Terre Haute, Ind.
2019-20 Men's Basketball

Game Time: 7:00 PM
Game Duration: 1:50
Attendance: 3,723

Officials: Ed Crenshaw, Jeff Mahan, James Durham

Illinois St. - 52

Record: 6-10 (1-3)

NO. Name	Min	FG M-A	3P M-A	FT M-A	Rebounds OR DR TOT	Fouls PF FD	TP	AS	TO	ST	Blocks BS BA	+/-
5 Keith Fisher III	F 14:42	2-5	0-0	0-0	2 3 5	1 0	4	0	3	0	0 2	-14
0 DJ Horne	G 27:41	7-13	4-6	0-0	0 2 2	2 0	18	1	3	1	0 0	-7
3 Ricky Torres	G 16:08	0-3	0-2	0-0	0 0 0	0 0	0	0	0	1	1	-15
12 Antonio Reeves	G 29:23	1-6	0-4	2-2	0 3 3	1 2	4	2	1	1	1 0	-1
25 Jaycee Hillsman	G 33:15	2-5	0-2	4-6	1 8 9	4 5	8	1	1	1	2 0	-12
2 Zach Copeland	27:14	3-10	1-5	1-1	2 3 5	4 1	8	2	6	2	0 1	3
22 Matt Chastain	04:03	1-1	0-0	0-0	0 0 0	0 0	2	0	0	0	0 0	1
13 Rey Idowu	10:48	0-1	0-0	0-0	0 4 4	0 0	0	1	0	0	0 0	2
32 Taylor Bruntinga	15:18	1-7	1-4	0-0	0 0 0	2 1	3	0	0	0	0 1	1
4 Abdou Ndiaye	07:26	0-0	0-0	2-2	4 0 2	0 2	0	0	0	0	0 0	-1
1 Detric Boyd	14:02	1-7	1-3	2-4	1 0 1	3 2	5	1	0	0	1 2	-6
Team					3 3 6	0	1	0	0	0	0 0	
Totals		18-58	7-26	9-15	11 28 39	17 13	52	8	15	5	7 13	-13

Technical Fouls: NONE

Shooting By Period	
1 st FG%	8-26 30.8%
3PT%	3-10 30.0%
FT%	2-4 50%
2 nd FG%	10-32 31.3%
3PT%	4-16 25.0%
FT%	7-11 63.6%
GM FG%	18-58 31.0%
3PT%	7-26 26.9%
FT%	9-15 60.0%

Dead Ball Rebounds: 3, 0

Indiana St. - 65

Record: 9-6 (2-2)

NO. Name	Min	FG M-A	3P M-A	FT M-A	Rebounds OR DR TOT	Fouls PF FD	TP	AS	TO	ST	Blocks BS BA	+/-
1 Tre Williams	C 22:58	4-8	0-0	0-3	3 3 6	2 2	8	2	3	0	4 0	11
2 Jordan Barnes	G 30:53	4-13	4-8	0-0	0 5 5	0 1	12	2	1	1	0 2	17
4 Cooper Neese	G 23:24	3-7	2-4	2-3	0 3 3	1 1	10	2	1	0	0 0	4
11 Tyreke Key	G 35:41	6-12	1-5	4-8	1 7 8	1 8	17	1	2	1	0 1	16
35 Jake LaRavia	G 30:45	5-10	0-1	1-3	6 4 10	2 3	11	4	4	1	1 2	18
5 Bronson Kessinger	16:54	2-3	1-1	0-0	0 1 1	3 0	5	1	0	0	0 0	2
10 Christian Williams	21:56	1-3	0-1	0-0	0 2 2	1 1	2	3	1	2	2 0	9
20 Cobie Barnes	03:33	0-0	0-0	0-0	0 0 0	0 0	0	0	0	0	0 0	0
3 Cameron Bacote	08:14	0-3	0-2	0-0	1 2 3	0 0	0	2	1	0	0 0	-7
23 De'Avion Washington	06:12	0-0	0-0	0-2	1 1 2	3 1	0	0	0	0	0 0	-5
Team					0 4 4	0	0	0	0	0	0 0	
Totals		25-59	8-22	7-19	12 32 44	13 17	65	17	13	5	7 5	13

Technical Fouls: NONE

Shooting By Period	
1 st FG%	11-31 35.5%
3PT%	3-10 30.0%
FT%	4-7 57.1%
2 nd FG%	14-28 50.0%
3PT%	5-12 41.7%
FT%	3-12 25%
GM FG%	25-59 42.4%
3PT%	8-22 36.4%
FT%	7-19 36.8%

Dead Ball Rebounds: 6, 0

	ILS	INS	Points from	ILS	INS	Period by Period Scoring			
Biggest lead	0 (1 st 20:00)	18 (2 nd 8:21)	Turnovers	9	7		1st	2nd	TOT
Best Scoring Run	5 (1 st 14:57)	8 (1 st 17:16)	Paint	20	32	ILS	21	31	52
Lead Changes	0	0	Second Chance	10	12				
Times Tied	0	0	Fast Breaks	3	7	INS	29	36	65
Time with Lead	00:00	39:45	Bench	18	7				



Official Basketball Box Score - Final
Evanville at Indiana St.
01/16/20 Hulman Center, Terre Haute, Ind.
2019-20 Men's Basketball

Game Time: 12:00 AM
Game Duration: 1:42
Attendance: 3,717

Officials: Gary Maxwell, Bret Smith, Tommy Short

Evanville - 42

Record: 9-9 (0-5)

NO. Name		Min	FG M-A	3P M-A	FT M-A	Rebounds OR DR TOT	Fouls PF FD	TP	AS	TO	ST	Blocks BS BA	+/-
35 John Hall	F	25:00	1-7	1-3	0-0	0 4 4	0 1 3	0	2	0	0	0 1	-18
2 Artur Labonowicz	G	28:27	4-11	1-5	0-1	0 3 3	0 2 9	2	4	1	0	1 1	-7
5 Shamir Givance	G	23:00	1-6	0-1	0-0	2 4 6	1 1 2	3	4	0	0	1	-28
20 Sam Cunliffe	G	12:38	5-7	2-2	0-0	0 5 5	3 1 12	0	2	0	0	0 0	0
33 K.J. Rulley	G	33:00	2-7	0-3	1-3	0 1 1	0 2 5	0	2	3	0	0 0	-21
10 Evan Kuhman		18:02	1-5	0-1	0-1	1 2 3	3 0 2	0	1	1	0	0 0	-7
30 Noah Frederking		26:26	2-6	1-5	0-0	1 2 3	1 5 0	0	0	0	0	0 1	-13
3 Jawaun Newton		23:36	1-6	0-2	2-3	2 7 5	1 5 4	1	1	0	0	0 1	-12
1 Marcus Henderson		06:33	0-1	0-1	0-0	0 0 0	0 0 0	0	0	0	0	0 0	-6
42 Peace Ilegomah		03:18	0-0	0-0	0-0	0 0 0	1 0 0	0	1	0	0	0 0	-3
Team						0 2 2	0 0 0	0	0	0	0	0 0	
Totals			17-56	5-23	3-7	9 24 33	10 12 42	7	16	5	0	5 -23	

2019-20 GAME-BY-GAME BOX SCORES



Official Basketball Box Score - Final
Indiana St. at Valparaiso
01/19/20 Athletics-Recreation Center, Valparaiso
2019-20 Men's Basketball

Game Time: 1:00 AM
Game Duration: 1:51
Attendance: 2,885

Officials: David Stevens, Jeff Campbell, Pat Boh

Indiana St. - 77

Record: 10-7 (3-3)

NO.	Name	Min	FG	3P	FT	Rebounds	Fouls	TP	AS	ST	Blocks	+	-
			M-A	M-A	M-A	OR DR TOT	PF FD				BS BA		
1	Tre Williams	C 21:56	4-6	0-0	1-1	2 0 2	5 1	9	3	0	1 1	1	-4
2	Jordan Barnes	G 40:00	9-15	3-6	0-1	0 5 5	2 2 21	5	4	2	0 0	0	-9
4	Cooper Neese	G 23:00	1-7	1-3	1-2	0 1 1	2 2 4	0	0	0	0 0	0	-18
11	Tyreke Key	G 36:55	10-15	5-7	2-5	1 6 7	2 7 27	2	1	0	0 0	0	-9
35	Jake LaRavia	G 30:54	4-10	0-0	3-3	3 4 7	4 3 11	4	1	0	1 1	1	0
10	Christian Williams	25:49	1-4	0-1	1-2	1 1 2	1 1 3	2	1	0	0 0	1	-8
3	Cameron Bacote	08:55	0-1	0-1	0-0	0 0 0	0 0 0	0	1	0	0 0	0	3
20	Cobie Barnes	05:19	1-1	0-0	0-0	0 1 1	2 0 2	0	0	0	0 0	0	7
23	De'Avion Washington	05:12	0-4	0-1	0-0	0 2 2	0 0 0	0	0	0	0 0	2	-7
Team						0 1 1				0			
Totals			30-63	9-19	8-14	7 21 28	18 16	77	17	7	3 2	5	-9

Technical Fouls: NONE

Shooting By Period		
1 st FG%	14-34	41.2%
3PT%	3-11	27.3%
FT%	4-6	66.7%
2 nd FG%	16-29	55.2%
3PT%	6-8	75.0%
FT%	4-8	50%
GM FG%	30-63	47.6%
3PT%	9-19	47.4%
FT%	8-14	57.1%

Dead Ball Rebounds: 4, 0

Valparaiso - 86

Record: 10-9 (3-3)

NO.	Name	Min	FG	3P	FT	Rebounds	Fouls	TP	AS	ST	Blocks	+	-
			M-A	M-A	M-A	OR DR TOT	PF FD				BS BA		
5	Donovan Clay	F 39:00	5-10	2-4	6-8	1 3 4	2 5 18	0	1	0	2 0	10	
22	Milek McMillan	F 20:55	4-5	1-2	2-2	1 3 4	1 11	2	1	0	0 0	3	
0	Javon Freeman-Liberty	G 32:46	8-16	2-4	7-8	3 5 8	3 6 25	3	2	2	0 0	1	15
2	Zion Morgan	G 17:43	1-3	0-0	0-0	2 4 6	4 0 2	2	3	1	1 1	-8	
10	Eron Gordon	G 32:25	4-10	1-4	3-4	0 3 3	1 4 12	3	1	0	0 0	0	15
23	Ben Krikke	14:09	3-3	0-0	0-0	0 1 1	1 6 2	0	0	0	1 0	-1	
33	John Kiser	31:35	5-10	2-5	0-0	0 8 8	1 1 12	2	1	2	1 0	8	
1	Sigurd Lorange	06:36	0-1	0-1	0-0	0 1 1	0 0 0	1	0	0	0 0	-4	
11	Emil Freese-Villen	04:51	0-1	0-1	0-0	0 2 2	1 0 0	1	0	0	0 0	7	
Team						2 0 2				0			
Totals			30-59	8-21	18-22	10 28 38	16 18	86	15	11	5 5	2	9

Technical Fouls: NONE

Shooting By Period		
1 st FG%	11-24	45.8%
3PT%	4-9	44.4%
FT%	6-10	60%
2 nd FG%	19-35	54.3%
3PT%	14-32	33.3%
FT%	12-12	100%
GM FG%	30-59	50.8%
3PT%	8-21	38.1%
FT%	18-22	81.8%

Dead Ball Rebounds: 2, 0

INS		VALPO	
Biggest lead	11 (1 st 6:12)	9 (2 nd 0:00)	
Best Scoring Run	6 (1 st 18:36)	8 (2 nd 4:12)	
Lead Changes	3		
Times Tied	4		
Time with Lead	24:10	13:28	

Points from Turnovers		INS		VALPO	
Paint	38	40			
Second Chance	8	6			
Fast Breaks	5	21			
Bench	5	18			

Period by Period Scoring		
1st	2nd	TOT
INS	35	42
VALPO	32	54

Official Basketball Box Score -- Game Totals -- Final Statistics Indiana State vs Loyola Chicago 01/22/20 7:00 p.m. at Gentile Arena - Chicago, Ill.

Indiana State 55 • 10-8 (3-4 MVC)

		Total	3-Ptr	Rebounds				PF	TP	A	TO	Bk	Stl	Min
##	Player	FG-TGA	FG-FGA	FT-FTA	Off	Def	Tot							
35	LaRavia, Jake	r 1-4	1-1	0-2	4	1	5	3	3	1	3	0	0	24
01	Williams, Tre	c 3-5	0-0	0-0	3	2	5	2	6	1	2	0	0	26
02	Barnes, Jordan	g 7-10	1-2	3-4	0	1	1	2	18	2	5	0	0	31
04	Neese, Cooper	g 2-9	1-7	0-1	0	0	0	1	5	2	2	0	0	29
11	Key, Tyreke	g 3-11	2-7	0-0	0	4	4	3	8	1	2	0	0	33
03	Bacote, Cameron	0-3	0-1	0-0	0	1	1	0	0	2	0	0	0	10
05	Kessinger, Bronson	2-3	1-1	2-2	0	0	0	1	7	0	0	0	0	14
10	Williams, Christian	0-0	0-0	2-2	0	1	1	1	2	2	0	0	0	2
20	Barnes, Cobie	3-4	0-1	0-0	2	1	3	0	6	0	0	0	0	12
23	Washington, De'Avion	0-0	0-0	0-0	0	0	0	0	0	0	0	0	0	4
Team					0	0	0			1				
Totals		21-49	6-20	7-11	9	11	20	13	55	11	15	0	3	200

FG % 1st Half: 7-20 35.0% 2nd half: 14-29 48.3% Game: 21-49 42.9% Deadball Rebounds 1
3FG % 1st Half: 2-8 25.0% 2nd half: 4-12 33.3% Game: 6-20 30.0%
FT % 1st Half: 7-11 63.6% 2nd half: 0-0 0.0% Game: 7-11 63.6%

Loyola Chicago 75 • 14-6 (6-1 MVC)

		Total	3-Ptr	Rebounds											
##	Player	FG-FGA	FG-FGA	FT-FTA	Off	Def	Tot	PF	TP	A	TO	Bk	Stl	Min	
24	Hall, Tate	f	9-10	5-5	0-0	0	3	3	2	23	2	2	0	3	30
30	Uguak, Aher	f	3-3	0-0	2-2	1	4	5	1	8	1	4	0	0	30
25	Krutwig, Cameron	c	6-8	0-0	1-1	2	10	12	1	13	9	6	0	2	30
01	Williamson, Lucas	g	1-4	1-3	0-0	0	1	1	2	3	2	2	0	3	26
05	Clemons, Keith	g	2-3	2-2	1-2	0	1	1	3	7	0	1	0	0	25
00	Wojcik, Paxson		1-3	0-1	0-1	0	0	0	2	2	1	0	0	0	14
02	Baughman, Jake		0-0	0-0	0-0	0	0	0	0	0	0	0	0	0	0+
04	Skokna, Bruno		0-0	0-0	0-0	0	0	0	0	0	0	0	0	0	2
10	Welch, Tom		0-0	0-0	0-0	0	0	0	0	0	0	0	0	0	0+
12	Kennedy, Marquise		4-7	0-0	1-2	1	1	2	0	9	2	0	0	0	23
33	Agunanne, Franklin		5-6	0-0	0-0	2	1	3	1	10	0	0	0	0	10
45	Alcock, Will		0-0	0-0	0-0	0	0	0	0	0	0	0	0	0	0+
50	Pipkins, Jalon		0-2	0-1	0-0	0	1	1	0	0	1	0	0	0	10
Team							0	0	0						
Totals			31-46	8-12	5-8	6	22	28	12	75	18	17	0	8	200

FG % 1st Half: 16-25 64.0% 2nd half: 15-21 71.4% Game: 31-46 67.4% Deadball Rebounds 1
3FG % 1st Half: 3-6 50.0% 2nd half: 5-6 83.3% Game: 8-12 66.7%
FT % 1st Half: 5-7 71.4% 2nd half: 0-1 0.0% Game: 5-8 62.5%

Officials: Gerry Pollard, Kelly Self, Jeb Hartness
Technical fouls: Indiana State-None. Loyola Chicago-None.
Attendance: 2661

Score by periods		1st	2nd	Total
Indiana State		23	32	55
Loyola Chicago		40	35	75

Points		In Paint	Off	2nd	Fast	Bench
INS	28	28	12	13	4	15
LUC	44	15	9	4	1	21

Last FG - INS 2nd-02:02, LUC 2nd-02:02.
Largest lead - INS by 21st-17:15, LUC by 27 2nd-04:07.
INS led for 00:21. LUC led for 36:54. Game was tied for 02:45.

Score tied - 0 times.
Lead changed - 1 time.



Official Basketball Box Score - Final
Bradley at Indiana St.
01/25/20 Human Center, Terre Haute, Ind.
2019-20 Men's Basketball

Game Time: 7:00 PM
Game Duration: 1:58
Attendance: 4,159

Officials: Gene Grimsshaw, Dave Cusick, K.B. Burdett

Bradley - 53

Record: 14-7 (5-3)

NO.	Name	Min	FG	3P	FT	Rebounds	Fouls	TP	AS	ST	Blocks	+	-
			M-A	M-A	M-A	OR DR TOT	PF FD				BS BA		
22	Ja'Shon Henry	F 34:45	4-10	1-2	1-3	0 5 5	3 2 10	1	3	2	0 2	-11	
12	Koch Bar	C 18:45	2-3	0-0	0-2	1 2 3	1 4 1	1	3	1	0 0	-13	
00	Danya Kingsby	G 37:58	3-11	3-5	3-4	0 5 5	2 3 12	6	5	0	1 1	-5	
2	Antonio Thomas	G 28:24	1-2	0-1	1-2	1 1 2	2 2 3	4	2	0	0 1	-16	
25	Nate Kennel	G 37:05	4-10	2-5	0-0	0 2 2	4 2 10	2	1	2	0 0	-6	
13	Sean Houpt	14:44	0-0	0-0	0-0	0 0 0	0 0 0	1	1	0	0 0	-5	
1	Ari Bouya	28:19	7-9	0-0	0-1	3 9 12	2 3 14	0	0	1	2 2	6	
Team						1 0 1				0			
Totals			21-45	6-13	5-12	6 24 30	16 13	53	15	15	6 4	5	-8

Technical Fouls: NONE

Shooting By Period		
1 st FG%	15-25	60.0%
3PT%	3-5	60.0%
FT%	0-2	0%
2 nd FG%	6-20	30.0%
3PT%	3-8	37.5%
FT%	5-10	50%
GM FG%	21-45	46.7%
3PT%	6-13	46.2%
FT%	5-12	41.7%

Dead Ball Rebounds: 3, 0

Indiana St. - 61

Record: 11-8 (4-4)

NO.	Name	Min	FG	3P	FT	Rebounds	Fouls	TP	AS	ST	Blocks	BS	BA	+/-
			M-A	M-A	M-A	OR DR TOT	PF FD							
1	Tre Williams	C 30:25	3-7	0-0	0-0	2 1 3	4 0 6	2	2	1	0	2	6	
2	Jordan Barnes	G 36:18	1-9	0-5	4-4	2 7 9	2 2 6	5	1	2	0	1	6	
10	Christian Williams	G 31:52	5-9	3-5	0-0	1 3 4	1	11	13	3	1	1	10	
11	Tyrece Key	G 35:06	2-7	1-4	5-6	0 1 1	2 4 10	2	0	0	0	0	8	
33	Ja LaRavia	G 33:17	6-11	0-1	8-10	4 6 10	2 7 20	3	0	2	4	0	17	
5	Jonson Kessinger	G 39:35	0-1	0-1	0-0	0 0 0	1 1 1	0	0	0	0	0	0	
4	Cooper Neese	L 15:05	2-6	2-5	0-0	0 1 1	1 0 1	1	0	0	0	0	0	
20	Cobie Barnes	G 22:41	0-0	0-0	0-0	0 0 0	0 0 0	0	0	0	1	0	0	-4
23	De'Avion Washington	G 00:45	0-1	0-0	0-0	0 0 0	0 0 0	0	0	0	0	0	0	-2
3	Cameron Bacote	G 03:56	0-1	0-1	0-2	0 0 0	1 1 0	0	0	0	0	0	0	-3
Team						3 2 5		0		1				

2019-20 GAME-BY-GAME BOX SCORES

Official Basketball Box Score -- Game Totals -- Final Statistics Indiana State vs Missouri State 02/01/20 3:02 p.m. at JQH Arena, Springfield, Mo.

Indiana State 78 • 13-8 (6-4 MVC)

#	Player	Total		3-Ptr		Rebounds		PF	TP	A	TO	Blk	Stl	Min	
		FG	F-GA	FG	FT-FTA	Off	Def								
35	Jake LaRavia	f	2-6	0-0	0-0	4	4	8	3	4	2	1	3	1	32
01	Tre Williams	c	3-7	0-0	0-0	1	3	4	4	6	1	0	2	0	28
02	Jordan Barnes	g	6-10	3-4	0-0	1	1	2	3	15	3	2	0	0	36
10	Christian Williams	g	2-5	0-1	3-4	1	1	2	4	7	3	3	0	0	22
11	Tyreke Key	g	7-10	3-4	10-11	0	9	9	0	27	0	3	1	1	39
03	Cameron Bacote		1-2	0-0	0-0	1	0	1	0	2	2	0	0	0	4
04	Cooper Neese		4-7	2-4	3-4	0	2	2	1	13	0	1	0	1	19
05	Bronson Kessinger		2-3	0-0	0-0	0	1	1	4	4	0	0	0	0	17
20	Cobie Barnes		0-0	0-0	0-0	0	0	0	0	0	0	0	0	0	3
Team						1	2	3			1				
Totals			27-50	8-13	16-19	9	23	32	19	78	11	11	6	3	200

FG % 1st Half: 18-30 60.0% 2nd half: 9-20 45.0% Game: 27-50 54.0%
3FG % 1st Half: 6-7 85.7% 2nd half: 2-6 33.3% Game: 8-13 61.5%
FT % 1st Half: 4-5 80.0% 2nd half: 12-14 85.7% Game: 16-19 84.2%

Missouri State 68 • 10-13 (4-6 MVC)

#	Player	Total		3-Ptr		Rebounds		PF	TP	A	TO	Blk	Stl	Min	
		FG-FGA	FG-FGA	FT-FTA	FT-FTA	Off	Def								Tot
30	Tulio Da Silva	f	4-12	0-0	3-3	3	5	8	3	11	1	3	0	1	30
44	Gaige Prim		8-15	0-0	7-9	4	3	7	2	23	2	1	0	1	31
01	Keandre Cook	g	2-5	0-1	0-0	1	0	1	3	4	2	1	0	0	22
04	Ja'Monta Black		3-7	3-4	0-1	0	0	0	5	9	2	0	0	1	28
11	Isiah Mosley	g	3-5	0-1	0-0	0	0	1	1	6	1	1	0	0	12
03	Spencer Brown		0-0	0-0	0-0	0	0	0	0	0	0	0	0	0	4
15	Lamont West		2-7	0-5	1-2	1	2	3	1	5	2	0	0	0	17
21	Ross Owens		1-2	1-2	1-2	1	3	4	2	4	0	0	0	1	26
23	Kabir Mohammed		0-0	0-0	2-2	0	0	0	0	2	0	0	0	0	3
24	Ford Cooper, Jr.		0-2	0-0	0-0	0	0	0	0	0	1	0	0	0	6
33	Josh Hall		2-4	0-1	0-0	0	0	0	1	4	2	1	0	0	25
Team						3	1	4			1				
Totals			25-59	4-14	14-19	13	15	28	18	68	13	8	0	4	200

FG % 1st Half: 14-31 45.2% 2nd half: 11-28 39.3% Game: 25-59 42.4%
3FG % 1st Half: 3-7 42.9% 2nd half: 1-7 14.3% Game: 4-14 28.6%
FT % 1st Half: 7-8 87.5% 2nd half: 7-11 63.6% Game: 14-19 73.7%

Officials: James Durham, Winston Stith, Brad Gaston
Technical fouls: Indiana State-None. Missouri State-None.
Attendance: 4284
Black (MSU) fouled out at 0:18 of 2nd half.

Score by periods	1st	2nd	Total
Indiana State	46	32	78
Missouri State	38	30	68

	In	Off	2nd	Fast
Points	30	11	12	2
Paint	36	9	11	2
MSU				

Last FG - INST 2nd-04:03, MSU 2nd-00:29.

Largest lead - INST by 15 1st-07:21, MSU by 3 1st-16:35.

INST led for 33:05. MSU led for 03:10. Game was tied for 03:45.

Score tied - 5 times.
Lead changed - 5 times.



Official Basketball Box Score - Final
Loyola Chicago at Indiana St.
02/05/20 Hulman Center, Terre Haute, Ind.
2019-20 Men's Basketball

Game Time: 11:05 PM
Game Duration: 1:46
Attendance: 4,063

Officials: Tom O'Neill, Gerry Pollard, Brooks Wells

Loyola Chicago - 39

Record: 15-9 (7-4)

NO.	Name	Min	FG		3P		FT		Rebounds		Fouls		TP	AS	TO	ST	Blocks		+/-	Shooting By Period	
			M-A	P-A	M-A	P-A	OR	DR	PF	FD	BS	BA					1st FG%	2nd FG%			
30	Aher Uguak	F	13:55	1-3	0-0	3-4	0	2	2	1	3	5	1	1	1	0	1	0	-9	1st FG% 9.24 37.5%	
25	Cameron Krutwig	C	26:49	4-6	0-0	0-0	3	2	5	2	3	8	4	2	0	0	0	0	-30	3PT% 2-9 22.2%	
1	Lucas Williamson	G	26:23	3-9	2-5	0-0	0	2	2	3	1	8	2	3	1	0	1	0	-24	3PT% 3-9 60%	
5	Keith Clemmons	G	23:08	2-6	1-3	0-0	0	0	0	0	0	5	0	1	1	0	2	0	-17	2nd FG% 6-21 28.6%	
24	Tate Hall	G	23:17	2-5	0-2	0-3	0	1	1	3	2	4	0	1	0	0	0	0	-17	3PT% 1-10 10.0%	
00	Paxson Wojcik		10:00	0-2	0-1	0-0	0	0	0	0	0	1	0	1	0	0	0	0	-4	FT% 3-6 50%	
12	Marquise Kennedy		17:58	1-3	0-1	0-0	0	3	3	2	3	2	1	1	0	0	1	0	-19	GM FG% 15-45 33.3%	
50	Jalon Pipkins		17:55	1-3	0-2	2-2	0	0	0	0	0	4	0	0	1	0	0	0	-12	3PT% 3-19 15.8%	
33	Frank Agunanne		07:44	0-0	0-0	0	2	2	0	0	0	0	0	0	0	0	0	0	-1	FT% 6-11 54.5%	
10	Tom Welch		17:44	0-3	0-2	0-0	1	3	4	0	0	0	1	0	1	0	1	0	-10	Dead Ball Rebounds: 2.0	
4	Bruno Sikokna		14:49	1-5	0-3	1-2	0	2	2	1	1	3	0	1	2	0	0	0	-4		
Team						1	0	1				0									
Totals				15:45	3-19	6-11	5	17	22	12	15	39	9	12	7	1	5	1	5	-29	

Technical Fouls: NONE

Indiana St. - 68

Record: 14-8 (7-4)

NO.	Name	Min	FG		3P		FT		Rebounds		Fouls		TP	AS	TO	ST	Blocks		+/-	Shooting By Period								
			M-A	M-A	M-A	M-A	M-A	M-A	OR	DR	PF	FD					BS	BA		1st	FG%	1st	FG%	2nd	FG%	3rd	FG%	4th
1	Tre Williams	C	26:54	1-3	0-0	0-0	2	4	6	3	2	2	2	3	0	1	0	0	23	3PT%	6-9	66.7%						
2	Jordan Barnes	G	30:49	3-8	1-3	0-0	0	3	3	3	0	7	3	1	3	0	0	20	FT%	1-2	50%							
10	Christian Williams	G	23:09	4-8	2-3	0-0	0	3	3	1	0	10	2	3	1	1	0	18	2nd FG%	11-26	42.3%							
11	Tyreke Key	G	28:18	7-11	4-6	0-0	3	3	1	5	18	3	1	0	2	0	18	3PT%	3-9	33.3%								
35	Jake LaRavia	G	27:59	7-10	0-2	1-3	5	7	12	2	3	15	4	2	1	1	0	31	FT%	0-1	0%							
5	Bronson Kessinger		13:48	1-1	0-0	0-0	2	2	2	0	2	0	0	0	0	0	5	GM FG%	29-53	54.7%								
20	Coble Barnes		10:05	1-2	0-0	0-0	1	1	2	2	2	2	1	1	0	0	-1	3PT%	9-18	50.0%								
4	Cooper Neese		17:37	0-3	0-1	0-0	0	1	1	0	2	0	0	1	0	0	13	FT%	1-3	33.3%								
3	Cameron Bacote		16:23	4-6	2-3	0-0	0	3	2	0	10	0	0	0	0	1	18											
23	De'Avion Washington		03:11	1-1	0-0	0-0	1	1	2	0	2	0	0	0	0	0	0											
25	Keon Sellers		01:47	0-0	0-0	0-0	0	0	0	0	0	0	0	0	0	0	0											
Team																												
Totals				29:53	9-18	1-3	9	28	37	15	12	68	15	12	5	5	1	29										

Technical Fouls: NONE

LUC		INS		Points from		LUC		Period by Period Scoring	
Biggest lead		0 (1 st 20:00)		34 (2 nd 4:42)		Turnovers		1st 2nd TOT	
Best Scoring Run		7 (2 nd 2:48)		19 (1 st 0:40)		Paint		LUC 23 16 39	
Lead Changes		0		2		Second Chance		INS 43 25 68	
Times Tied		2		9		Fast Breaks			
Time with Lead		00:00		37:53		Bench			



Official Basketball Box Score -- Game Totals -- Final Statistics Indiana State vs Bradley 02-12-20 7:07 p.m. at Peoria, Ill.

Indiana State 61 • 14-10, 7-6 MVC

		Total		3-Ptr		Rebounds											
#	Player	FG	F-GA	FT	FT-A	Off	Def	TP	PF	TP	A	TO	Blk	Stl	Min		
35	LaRavia, Jake	f	2-5	0-1	5-7	4	9	13	4	9	2	1	1	0	34		
01	Williams, Tre	c	6-9	0-0	1-2	3	5	8	3	13	1	1	0	0	31		
02	Barnes, Jordan	c	5-15	1-5	0-0	1	3	4	0	11	2	1	0	1	33		
10	Williams, Christian	g	1-4	1-2	1-2	0	4	4	3	4	3	2	0	0	29		
11	Key, Tyreke	g	4-13	4-7	3-4	0	2	2	4	15	0	2	0	0	35		
03	Bacote, Cameron		0-0	0-0	0-0	0	0	0	0	0	0	0	0	0	4		
04	Neese, Cooper		1-5	1-5	4-4	0	2	2	3	7	0	1	0	1	24		
05	Kessinger, Bronson		0-3	0-0	2-2	0	0	0	1	2	0	0	0	0	7		
20	Barnes, Coble		0-0	0-0	0-0	0	0	0	0	0	0	0	0	0	3		
Team						2	0	2			2						
Totals			19-54	7-20	16-21	10	25	35	18	61	8	10	2	1	200		

FG % 1st Half: 10-27 37.0% 2nd half: 9-27 33.3% Game: 19-54 35.2%
3FG % 1st Half: 4-10 40.0% 2nd half: 3-10 30.0% Game: 7-20 35.0%
FT % 1st Half: 5-6 83.3% 2nd half: 11-15 73.3% Game: 16-21 76.2%

Bradley 72 • 17-9, 8-5 MVC</

2019-20 GAME-BY-GAME BOX SCORES



Official Basketball Box Score - Final
Valparaiso at Indiana St.
02/29/20 Human Center, Terre Haute, Ind.
2019-20 Men's Basketball

Game Time: 2:00 PM
Game Duration: 1:41
Attendance: 4,131

Officials: Winston Stith, Jeff Campbell, Nathan Berns

Valparaiso - 58

Record: 16-15 (9-9)

NO.	Name	Min	FG	3P	FT	Rebounds	Fouls	TP	AS	TO	ST	Blocks	+/-
			M-A	M-A	M-A	OR DR TOT	PF FD					BS BA	
5	Donovan Clay	F 30:28	3-9	1-3	4-5	1 4 5	4 6 11	0	1	0	0	1	-14
22	Mileek McMillan	F 25:05	4-10	1-6	0-0	0 4 4	1 2 9	0	3	0	0	0	2
33	John Kiser	F 30:13	3-7	0-1	0-0	1 5 6	2 0 6	4	2	0	0	0	-10
4	Daniel Sackey	G 30:25	4-9	2-4	1-3	1 3 4	2 1 11	5	2	2	0	0	-13
35	Ryan Fazekas	G 33:31	4-10	2-4	0-0	1 2 3	1 1 10	2	0	0	0	0	-12
23	Ben Krikke	17:56	2-4	1-1	0-0	3 0 3	3 0 5	0	1	0	0	0	-11
10	Eron Gordon	14:36	1-2	0-1	0-0	0 1 1	0 0 2	1	0	0	1	0	-4
2	Zion Morgan	17:46	1-5	0-0	2-2	0 5 5	2 1 4	3	1	0	1	0	-3
Team						1 2 3	0	0					
Totals			22-56	7-20	7-10	8 26 34	15 11 58	15	10	2	2	1	-13

Technical Fouls: NONE

Shooting By Period			
1 st	FG%	10-27	37.0%
	3PT%	3-8	37.5%
	FT%	4-7	57.1%
2 nd	FG%	12-29	41.4%
	3PT%	4-12	33.3%
	FT%	3-3	100%
GM	FG%	22-56	39.3%
	3PT%	7-20	35.0%
	FT%	7-10	70.0%

Dead Ball Rebounds: 1, 0

Indiana St. - 71

Record: 18-11 (11-7)

NO.	Name	Min	FG	3P	FT	Rebounds	Fouls	TP	AS	TO	ST	Blocks	+/-
			M-A	M-A	M-A	OR DR TOT	PF FD					BS BA	
5	Bronson Kessinger	F 18:20	3-7	0-1	0-0	1 4 5	2 1 6	0	0	0	0	0	13
1	Tre Williams	C 25:01	4-6	0-0	0-2	2 3 5	2 2 8	2	0	0	1	1	8
2	Jordan Barnes	G 27:28	2-5	2-3	2-2	0 3 3	2 2 8	3	1	1	0	0	17
10	Christian Williams	G 31:37	7-11	2-3	4-6	3 4 7	0 4 20	3	1	1	0	0	20
11	Tyreke Key	G 36:23	2-7	0-4	2-2	0 3 3	3 4 6	0	1	0	0	0	12
35	Jake LaRavia	11:13	3-4	1-1	0-0	1 2 3	0 0 7	3	0	0	0	0	5
4	Cooper Neese	26:05	3-11	2-8	2-3	0 3 3	1 2 10	2	1	2	0	0	-3
20	Cobie Barnes	08:11	1-1	0-0	0-0	0 0 0	0 0 2	2	1	0	0	0	-3
23	De'Avion Washington	12:33	2-3	0-0	0-0	0 5 5	0 0 4	1	1	0	0	0	2
25	Keon Sellers	02:24	0-1	0-0	0-0	0 0 0	0 0 0	0	0	0	0	0	-4
Team						0 1 1	0	0					
Totals			27-56	7-20	10-15	7 28 35	11 15 71	16	6	6	1	2	13

Technical Fouls: NONE

Shooting By Period			
1 st	FG%	13-29	44.8%
	3PT%	5-12	41.7%
	FT%	6-6	100%
2 nd	FG%	14-27	51.9%
	3PT%	2-6	25.0%
	FT%	4-9	44.4%
GM	FG%	27-56	48.2%
	3PT%	7-20	35.0%
	FT%	10-15	66.7%

Dead Ball Rebounds: 1, 0

	VU	INS
Biggest lead	0 (1 st 20:00)	18 (2 nd 13:03)
Best Scoring Run	7 (2 nd 6:59)	8 (1 st 1:20)
Lead Changes	0	
Times Tied	0	
Time with Lead	00:00	38:59

Points from	VU	INS
Turnovers	0	14
Paint	22	36
Second Chance	5	10
Fast Breaks	9	5
Bench	11	23

Period by Period Scoring	1st	2nd	TOT
VU	27	31	58
INS	37	34	71



Official Basketball Box Score - Final
Missouri St. at Indiana St.
03/06/20 Enterprise Center, St. Louis, Mo.
2019-20 Men's Basketball

Game Time: 9:07 PM
Game Duration: 1:48
Attendance: 6,521

Officials: Kipp Kessinger, Ed Orenshaw, Roland Simmons

Missouri St. - 78

Record: 16-16

NO.	Name	Min	FG	3P	FT	Rebounds	Fouls	TP	AS	TO	ST	Blocks	+/-
			M-A	M-A	M-A	OR DR TOT	PF FD					BS BA	
30	Tulio Da Silva	F 25:07	6-10	0-0	2-2	2 7 9	1 1 14	1	1	1	0	1	20
33	Josh Hall	F 27:06	1-4	0-1	1-1	1 3 4	1 1 3	1	2	2	0	0	19
44	Gaige Prim	F 23:48	7-14	0-1	3-4	3 5 8	2 3 17	3	2	1	0	1	9
4	Ja'Monta Black	G 19:39	0-2	0-2	0-0	0 1 1	2 0 0	0	1	1	1	0	10
21	Ross Owens	G 26:36	2-3	2-3	0-0	1 4 5	2 1 6	3	0	2	0	0	16
1	Keandre Cook	26:12	4-11	3-6	2-2	1 4 5	3 4 13	1	2	1	0	0	23
15	Lamont West	20:37	7-11	0-2	0-0	2 3 5	1 1 14	0	3	1	0	0	10
11	Isiah Mosley	18:11	4-7	0-0	2-2	1 4 5	2 1 10	0	2	1	0	1	11
23	Kabir Mohammed	08:53	0-0	0-0	1-2	1 0 1	3 2 1	1	0	0	0	0	13
24	Ford Cooper Jr.	01:35	0-0	0-0	0-0	0 0 0	0 0 0	0	0	0	0	0	2
25	Darian Scott	01:35	0-0	0-0	0-0	0 1 1	0 0 0	0	0	0	0	1	2
3	Spencer Brown	00:41	0-0	0-0	0-0	0 0 0	0 0 0	0	0	0	0	0	0
Team						1 0 1	0	2					
Totals			31-62	5-15	11-13	13 32 45	17 14 78	11	15	10	1	3	27

Technical Fouls: NONE

Shooting By Period			
1 st	FG%	15-30	50.0%
	3PT%	2-10	20.0%
	FT%	2-2	100%
2 nd	FG%	16-32	50.0%
	3PT%	3-5	60.0%
	FT%	9-11	81.8%
GM	FG%	31-62	50.0%
	3PT%	5-15	33.3%
	FT%	11-13	84.6%

Dead Ball Rebounds: 1, 0

Indiana St. - 51

Record: 19-12

NO.	Name	Min	FG	3P	FT	Rebounds	Fouls	TP	AS	TO	ST	Blocks	+/-
			M-A	M-A	M-A	OR DR TOT	PF FD					BS BA	
1	Tre Williams	C 23:48	1-3	0-0	2-2	1 2 3	1 2 4	0	1	0	2	0	-14
2	Jordan Barnes	G 35:43	4-13	1-7	5-6	0 3 3	4 5 14	3	5	4	0	0	-25
10	Christian Williams	G 32:53	2-11	0-2	0-0	1 2 3	1 3 4	3	3	1	0	0	-24
11	Tyreke Key	G 34:24	4-10	2-7	0-0	0 3 3	1 3 10	1	0	0	0	0	-27
35	Jake LaRavia	G 22:53	6-8	2-3	0-0	4 4 8	3 2 14	1	4	0	1	0	-9
5	Bronson Kessinger	13:30	1-2	0-1	0-0	1 0 1	1 0 2	0	1	0	0	0	-8
4	Cooper Neese	19:31	1-5	1-4	0-0	0 2 2	1 1 3	0	2	0	0	0	-11
20	Cobie Barnes	11:02	0-3	0-1	0-1	0 2 2	0 1 0	0	0	0	0	0	-10
3	Cameron Bacote	06:16	0-1	0-0	0-0	0 1 1	2 0 0	0	0	0	0	1	-7
Team						0 0 0	0	0					
Totals			19-56	6-25	7-9	7 19 26	14 17 51	8	16	5	3	1	27

Technical Fouls: NONE

	MSU	INS
Biggest lead	27 (2 nd 1:27)	3 (1 st 16:18)
Best Scoring Run	11 (2 nd 6:46)	7 (1 st 11:45)
Lead Changes	3	
Times Tied	2	
Time with Lead	32:40	06:15

Points from	MSU	INS
Turnovers	21	6
Paint	40	22
Second Chance	12	4
Fast Breaks	2	4
Bench	38	5

Period by Period Scoring	1st	2nd	TOT
MSU	34	44	78
INS	24	27	51

