

LASER RANGEFINDER

HM7

● Contents

Cautions	02
Packing list.....	03
Product Introduction.....	04
Function	06
Specification.....	08
FAQ	09
Customer Service.....	10

● Cautions

Please do not gaze at the emission hole when firing the laser.

Please do not aim this device to the sun directly, Avoid the permanent damaged to eyes and device's internal components.

Please do not disassemble or repair the product without authorization, Takenjoy will not be responsible for any product damage or injury caused by unauthorized disassembly or modification of the product.

Please keep the product in proper place, and should be keep out of the rich of children.

Please do not put the product out of the storage temperature 14°F~140°F(-10°C~ 60°C).

Please comply with the relevant national laws and regulations, do not use this product for any illegal purpose.

● Packing list




• Laser Rangefinder



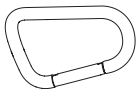
• Rangefinder Pouch



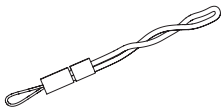
• Charging Cable



• Lens Cloth



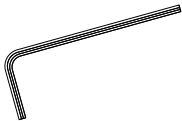
• Mountaineering Buckle



• Hand Rope



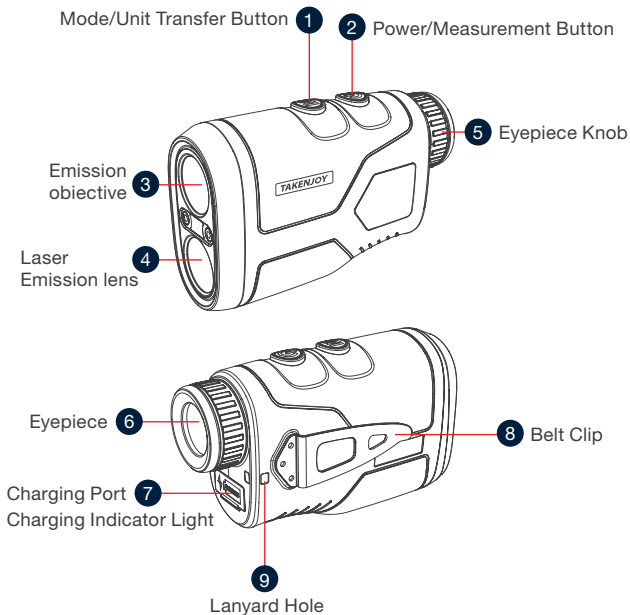
• User Manual



• External Hex Screwdriver

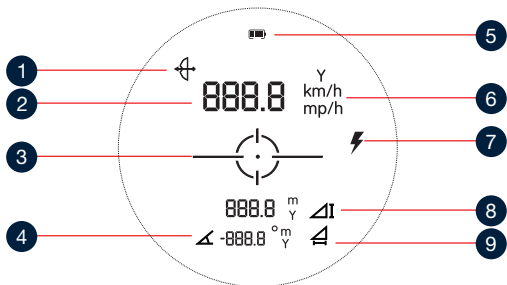
● Product Introduction

● layout



• Product Introduction

• Display Screen



1 Hunting Icon

2 Measured Distance

3 Front sight

4 Degree of Angle

5 Battery Status

6 Distance/Speed Unit

7 Measuring Icon

8 Height

9 Horizontal Distant

• About Battery Power:

Three cells of battery power: 75%-100% Power

Two cells of battery power: 50%-75% Power

One cell of battery power: 25%-50% Power

Space battery power: less than 25% Power

● Function

1. On/Off

Short Press Power/Measurement Button to power on, Automatically power off with 15s inactivity (Press any button can wake it up)

2. Mode Setting

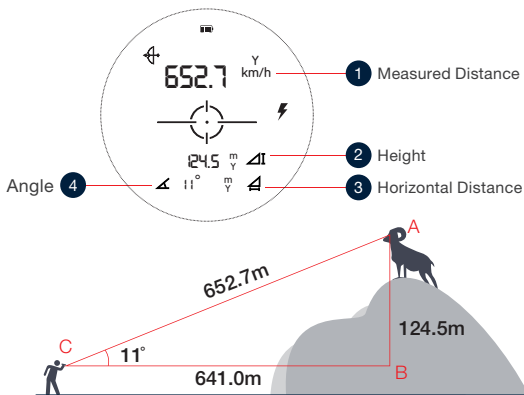
Short press the Mode/Unit Transfer Button to switch between three measurement modes.

01. Hunting Mode

02. Speed Measuring Mode

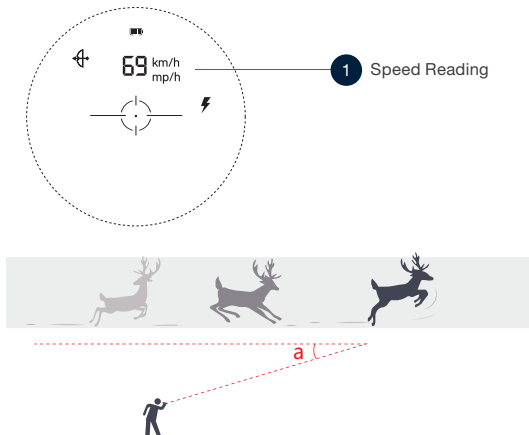
Long press the Mode/Unit Transfer Button to switch distance unit Y or M and speed unit km/h or mp/h.

3. Hunting Mode



● Function

4. Speed Measuring Mode



Speed Measurement Range: 18~300km/h

Measuring Method:

In the Speed Measuring Mode, press the power/measurement button, align the Crosshairs with the object to be measured, and move slightly with the object to measure the speed of the object.

The horizontal angle between the Measurer and the measured moving object should be less than 10° , the smaller the angle, the higher the accuracy.

● Specification

Size	115*75*45mm
Weight	158g
Measurement Range	1200Y
Accuracy	300Yards \pm 0.3Y; 1200Yards \pm 0.5Y
Unit	M, Y, km/h, mp/h
Horizontal Distance	√
Speed Measurement	√
Laser Wavelength	905 nm
Magnification	7X
Objective Lens Diameter	21mm
Eyepiece Diameter	15mm
Diopter	\pm 6°
Eye Relief	3.7mm
Charging Pot	Type-C
Waterproof	IP54
Battery Display	Yes
Field of View	7°
Display	Red display LCD
USB-C Output	5V/2A

● FAQ

Charging:

Use the type-c charging cable to charge, the red light means it is charging, and the green light means it is fully charged.

When screen shows one cell of battery power recommend charging.

Display is Not Clear:

Rotate the eyepiece knob to adjust the diopter until focus in target.

Clean:

Please clean eyepieces or objectives with the included microfiber cloth.

For a deeper cleaning, use camera lens tissue and camera lens cleaning fluid. The cleaning solution needs to be dipped on the cleaning cloth, and the cleaning solution cannot be directly applied to the lens.

Water Proof:

The waterproof level of this product is IP54, and the product cannot be directly exposed to heavy rain or soaked in water.

● Customer Service

Words From Heart

“Since our products are related to the safety of customers, we are committed to producing the best product quality and high-quality after sales support.

In view of no product is flawless, we sincerely believe the true measure of the company's character is what it does *after* its product does not meet expectations, we feel sorry for those customers, but deeply grateful for them to make us one more step closer to your most trustful brand.

We are willing to provide 1 month free return for your product, 2 years limited warranty, and lifetime technical support. Your product is guaranteed to be free of defects in materials and products from the date of purchase. In addition, you can also exchange your 2 years old product for a discounted price by contacting us online.

Behold the motif of complexity to us, simplicity to others, it's such a pleasure to listen to your advice, and we will promptly address any problems that arise.

Wish you all the best, sincerely

Takenjoy Customer Service Team”.

✉ support@takenjoyus.com

☎ +1 833 966 4006



TAKENJOY

live a little

✉ support@takenjoyus.com

☎ +1 833 966 4006