



WORLD'S LEADING AIR CONDITIONING COMPANY FROM JAPAN



DAIKIN AIRCONDITIONING INDIA PVT. LTD.

12th Floor, Building No. 9, Tower A, DLF Cyber City
DLF Phase III, Gurgaon 122002, Haryana, India
Tel: 0124-4555444, Fax: 0124-4555333.

Sales & Service Offices:

Ahmedabad Tel: 079-40013100	Delhi Tel: 011-43834400/5500	Karnal Tel: 01844006855	Raipur Tel: 0771-4911225
Bengaluru Tel: 080-25722336/25722337	Ghaziabad Tel: 0120-4205851	Kolkata Tel: 033-40608019/40659544	Ranchi Tel: 7008704566
Bhubaneswar Tel: 0674-2554677/76	Guwahati Tel: 9147165421	Lucknow Tel: 0522-4309858/59/60	Rajkot Tel: 0281-2995059
Chandigarh Tel: 0172-4947200/30	Hyderabad Tel: 040-49134283	Ludhiana Tel: 0161-5011122	Surat Tel: 0261-4404365
Chennai Tel: 044-40807676	Indore Tel: 0731-4005864	Mumbai Tel: 022-62321666	Vijayawada Tel: 0866-295222624
Cochin Tel: 0484-2331615	Jaipur Tel: 0141-2218905/906	Patna Tel: 8083222131/9147310520	Visakhapatnam Tel: 8008304466
Coimbatore Tel: 7540093364	Jammu Tel: 8194990333	Pune Tel: 020-47248158	

Customer Contact Centre:

Say "Hi" at 987 140 9300
Customer Support no.: 1860 180 3900/011-40319300
Email: customerservice@daikinindia.com
Visit us at: www.daikinindia.com

Follow us on:
www.facebook.com/daikinindia
www.twitter.com/daikinindia
www.instagram.com/daikinindia
in.company/daikin-airconditioning-india-pvt.-ltd.
www.youtube.com/user/DaikinACIndia

Disclaimer

As a continuing policy of product innovation at Daikin, the design and specifications are subject to change without prior notice. The visuals of the products in the brochure are representative only, actual products might differ from the ones shown.

Products mentioned in this brochure comply with RoHS regulations as per E-waste (Management & Handling) Rules, 2011 and should not be mixed with general household waste at the end of their useful life. For more details kindly visit our website www.daikinindia.com or contact our customer care centre at 011-40319300/1860 180 3900.

DAIP-2025/25-02/SA-1A

Light Commercial Catalogue

Best-of-designs with High-efficiency.




INDEX




What Daikin Stands for	03
Daikin's Journey (Timeline)	04
Global Cooling Prize	05
Global Footprint	06
Taking Control of the Future with Inverter Technology	08



R-32 Befriending the Environment	10
Innovating for the Next	12
Highest ISEER	14
Anti-corrosion Treatment	15
Innovating to Raise the Standards and Quality	16



Inverter Series (Cassette AC)	17
Non-Inverter Series (Cassette AC)	48
Application of Product	58
Ceiling Concealed Type Ductable AC	59



Application of the Product	74
Floor Standing Type	75
Controllers	81
Technical Specifications	84



What Daikin stands for

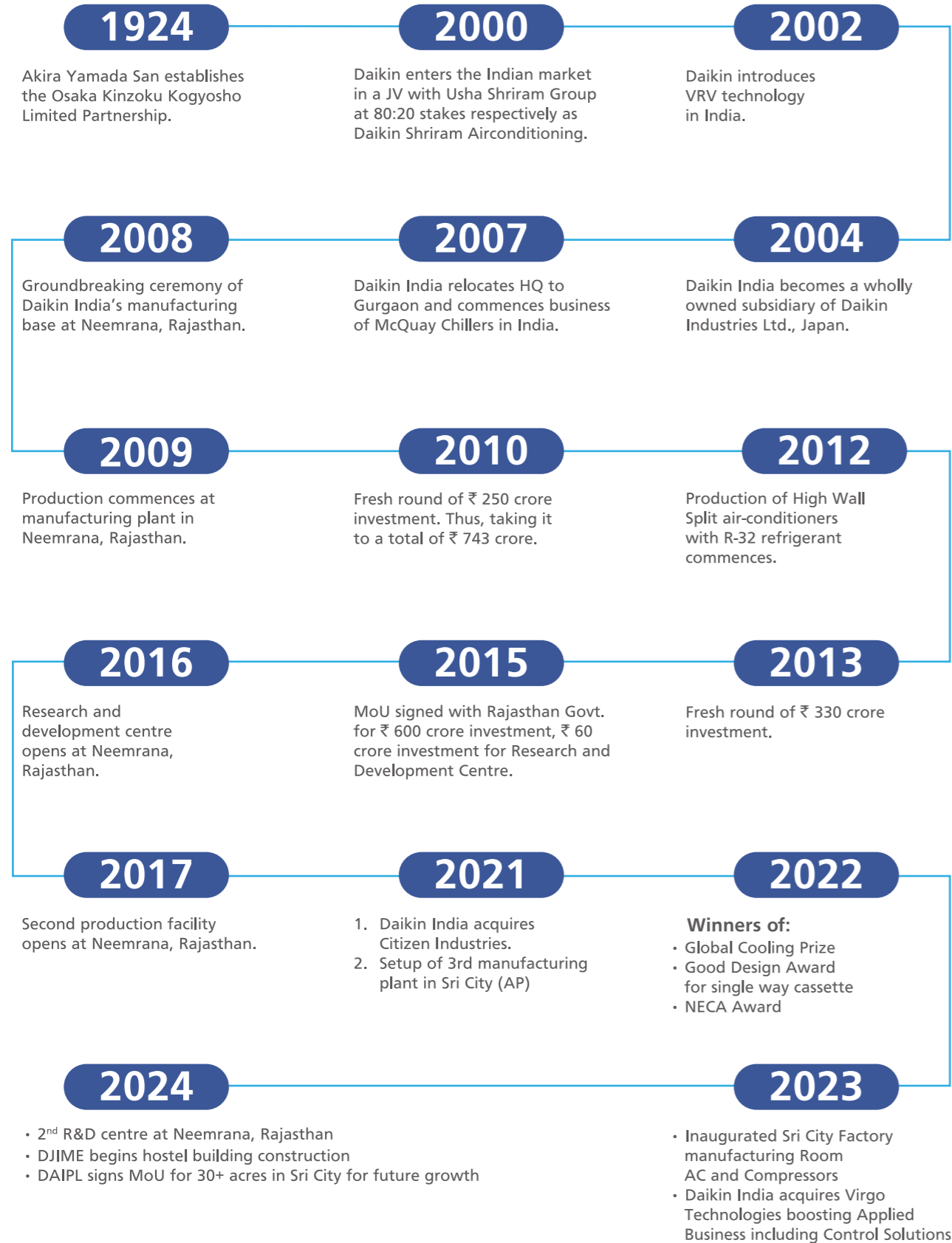
Daikin is a leading innovator and provider of advanced, high-quality air-conditioning solutions for residential, commercial and industrial applications. As World's Leading Air-Conditioning Company, Daikin is committed to delivering air-conditioning solutions that enhance the quality of life all around the world.

A diverse multinational company, Daikin Industries Ltd., active in air-conditioning, chemicals and oil hydraulics, was established in 1924. With headquarters at Osaka, Japan, the Daikin family has over *98,162 members, working across 100+ production units and a large customer base in over 170 countries worldwide. As the world's sole manufacturer that develops a long line of products, from refrigerants to air-conditioners, Daikin advocates comfortable living on the strength of advanced technologies.

Today, the world is a single global market, and Daikin continues to address new challenges, creating headways and achieving milestones.

*As per March 31st 2024 total number of employees are 98,162 (Non-consolidated: 7,654).

Our timeline



We Innovate because we care


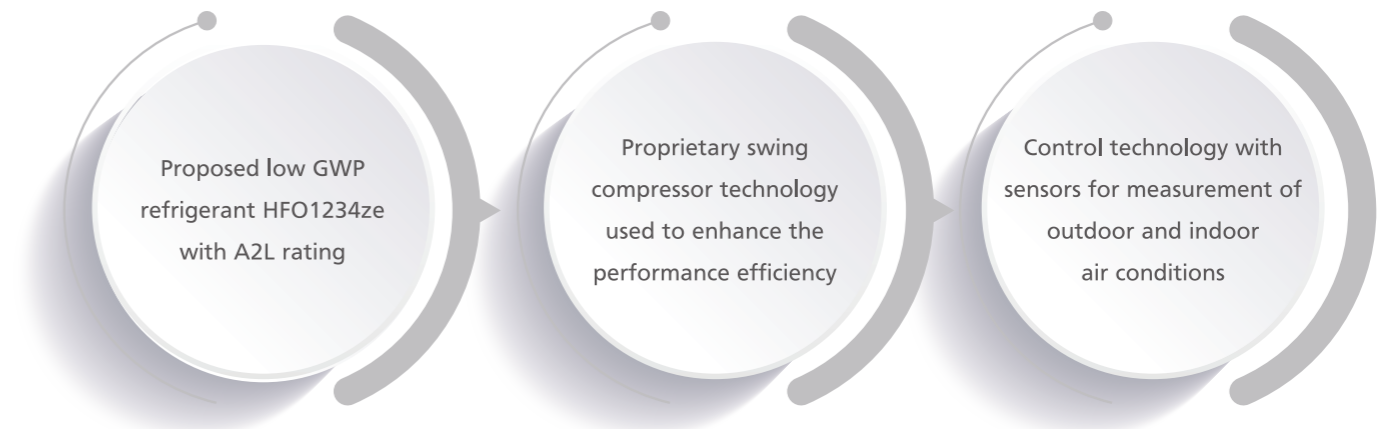


WE ARE PROUD TO ANNOUNCE THAT WE ARE THE WINNER OF THE GLOBAL COOLING PRIZE (GCP) TOGETHER WITH NIKKEN SEKKEI LTD.

The Global Cooling Prize is rallying a global coalition of leaders to solve the critical climate threat that comes from growing demand for residential air conditioning. It encourages harnessing the power of innovation to provide cooling solutions that enhance people's lives without contributing to runaway climate change.

We collaborated with Nikken Sekkei Ltd. to propose a new concept for room air conditioning. The innovation employs a technology that can achieve comfort and energy savings, concurrently ensuring a consistent room temperature and humidity by adequately controlling multiple indoor units in one room. Moreover, it utilises the vaporisation heat of water to further increase the energy efficiency of the equipment. The proposed equipment uses HFO-1234ze(E) refrigerant, which has a low Global Warming Potential (GWP).

KEY ATTRIBUTES OF THE SOLUTION

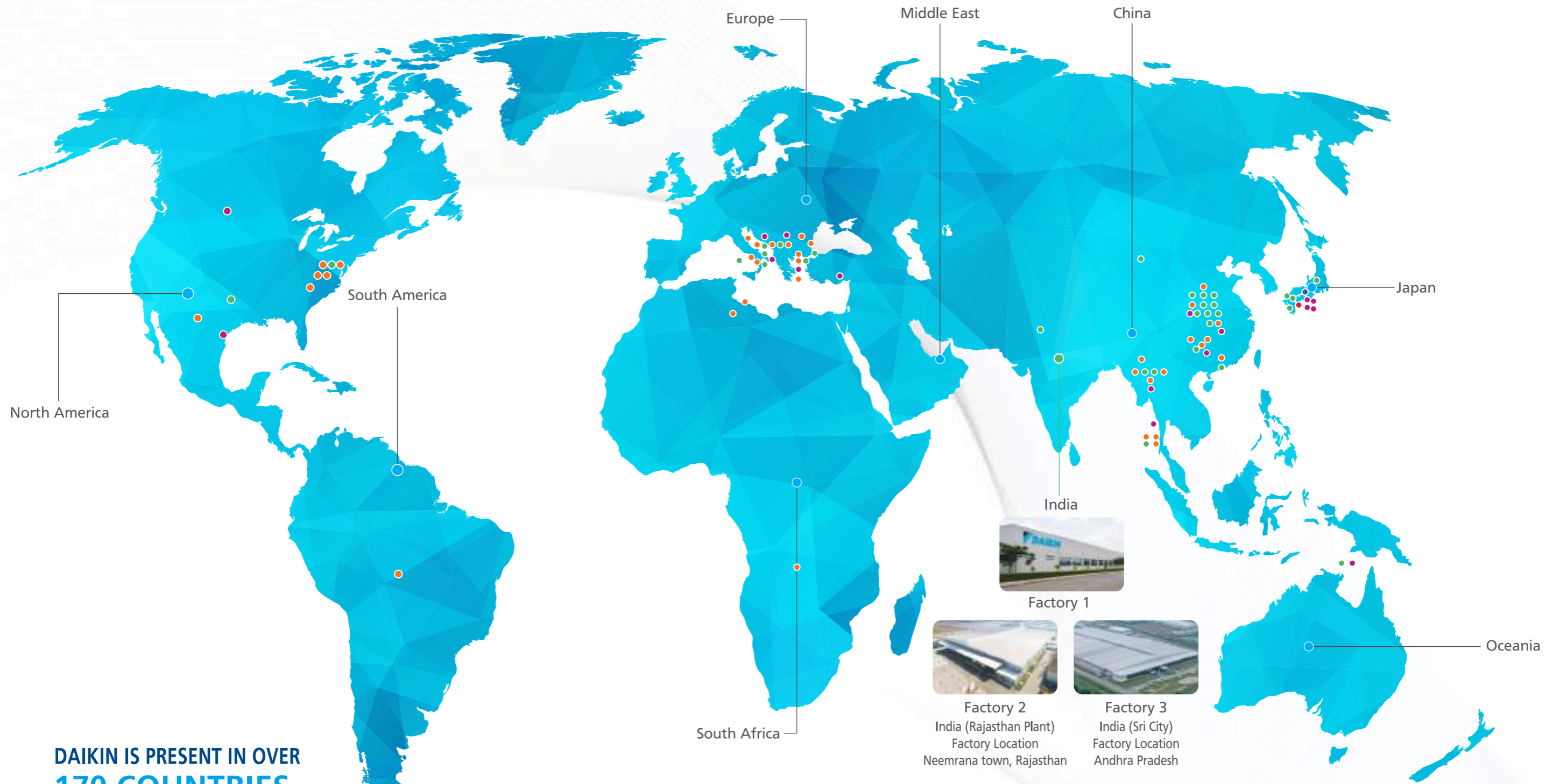


The Global Cooling Prize that we have won is consistent with our 'Environmental Vision 2050', which provides a roadmap for us to reach carbon neutrality by 2050. In line with that vision, we are in a continuous search to reduce energy consumption and refrigerant impact. We continuously strive to examine energy efficiency technology with low GWP refrigerant alternatives to make the planet better and greener.

Transcending Boundaries with Innovation

- Osaka Head Office ●
- Tokyo Office ●
- Production Site ●
- Overseas Affiliate ●
- R&D Site ●

Note: Map not to scale



DAIKIN IS PRESENT IN OVER 170 COUNTRIES

EUROPE, AFRICA & MIDDLE EAST
14,921
 Employees
102
 Subsidiaries

JAPAN
13,435
 Employees
31
 Subsidiaries

THE AMERICAS
27,299
 Employees
121
 Subsidiaries

CHINA
20,599
 Employees
33
 Subsidiaries

ASIA AND OCEANIA
20,083
 Employees
61
 Subsidiaries

Taking control of the future with Inverter Technology



WHAT IS INVERTER TECHNOLOGY AND HOW IS IT DIFFERENT FROM NON-INVERTER TECHNOLOGY?

An inverter is a device for converting frequency. The technology is used in many home appliances and controls electric voltage, current and frequency. Inverter air-conditioners vary their cooling/heating capacity by adjusting the power supply frequency of their compressors.

WHAT ARE THE BENEFITS OF INVERTER AIR-CONDITIONERS?

- Powerful**
 Inverter air-conditioners operate at maximum capacity as soon as they start up. As a result, the set temperature can be reached more quickly.
- Energy saving**
 After the indoor temperature approaches the set temperature, inverter control adjusts to low capacity operation to maintain this temperature. This makes inverter models more energy saving than non-inverter models, which must repeatedly start or stop their compressors to maintain the room temperature.
- Comfortable**
 Inverter air-conditioners finely adjust capacity according to changes in the air-conditioning load and the difference between the indoor temperature and set temperature is small. This gives higher comfort level than the non-inverter air-conditioners.



WHAT MAKES DAIKIN'S INVERTER TECHNOLOGY UNIQUE?

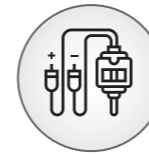


Swing Compressor

Daikin Air conditioners come with a Patented Swing Compressor which decreases friction and vibration. This helps in a smooth rotation of the Swing Compressor which provides a quiet and efficient operation. It saves electricity because of low pressure return during compression. The Swing Compressor also prevents leakage of refrigerant gas during compression. Quiet and efficient operation of the Swing Compressor due to low friction and vibration is better than conventional rotary compressor.



Daikin was presented 32nd Chairman's Award by the Japan society for the promotion of the machine industry for Swing Compressor.




DC Inverter

Daikin calls an inverter model that is equipped with a DC motor as DC inverter. A DC motor offers higher efficiency than an AC motor. A DC motor uses the power of magnets to attract and repel to generate rotation. A DC motor that is equipped with powerful neodymium magnets, which enable even greater efficiency is called a reluctance DC motor.

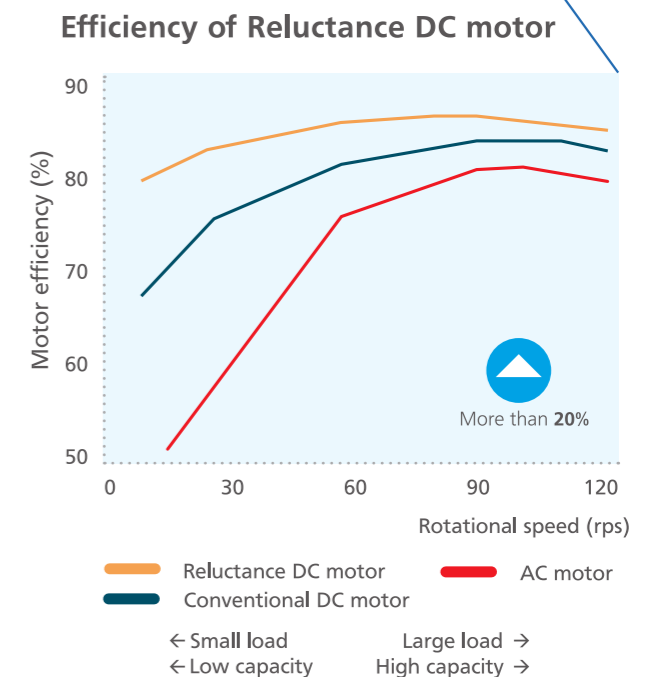


Recipient of Electric Science Promotion Award (Reluctance DC motor for compressor)

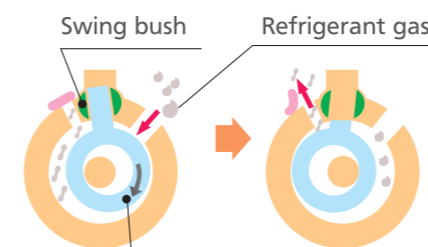


Reluctance DC motor for compressor

Daikin DC Inverter models are equipped with the reluctance DC motor for compressor. The reluctance DC motor uses two different types of torque, neodymium magnet and reluctance torque. This motor saves energy by generating more power with a smaller electric current than AC or conventional DC motors. Daikin's internally embedded neodymium magnet generates strong magnetic field and high torque resulting in high operational efficiency with less electricity consumption. It is more efficient at low frequencies most commonly used by air-conditioners improving efficiency by approximately 20%.



Neodymium magnets are used in the pink-coloured area.



Integral piston of blade and roller

The swing compressor can reduce operational vibration and sound because its piston moves smoothly inside the compressor.



Neodymium magnets are approximately 10 times stronger than standard magnets. The use of neodymium magnets in Daikin compressors enhances their performance. Besides, it helps to improve the frequency range used by air-conditioners during periods of stable operation in which air-conditioners operate for the longest periods.

R-32 BEFRIENDING THE ENVIRONMENT

AIR IS SOMETHING THAT SURROUNDS US 24 HOURS A DAY. IN FACT, OUR EXISTENCE, AS WELL AS EARTH'S DEPENDS ON IT. AT DAIKIN, THE FUTURE OF THE WORLD'S AIR IS OUR GREATEST CONCERN. WE, THE MANUFACTURER OF WORLD'S BEST AIR-CONDITIONERS ARE ALWAYS PAVING THE PATH TO SAVE OUR ENVIRONMENT FOR NEXT GENERATION.

We phased out all R-22 model and shifted to the green refrigerant R-32. Now, whole world is coming together to find and work on way to address global warming issue. We are also offering worldwide free access to patents for equipment using next-generation refrigerant, R-32. Refrigerant choice is a key in saving the ozone layer and reducing global warming.

R-32 is Environment-Friendly

ZERO OZONE
Depletion Potential

1/3rd
Global Warming Potential

75%
less carbon-dioxide emissions

BETTER LIFE
cycle climate performance

R-32 offers Superior Performance

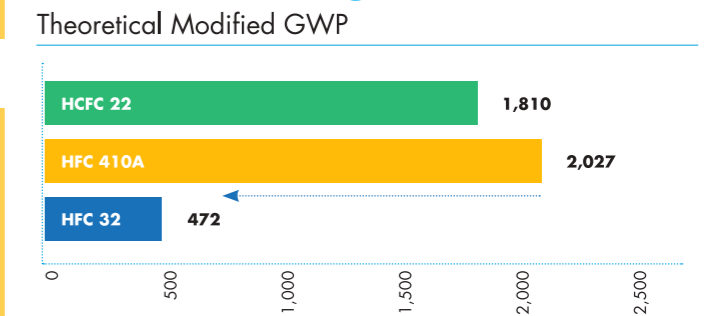
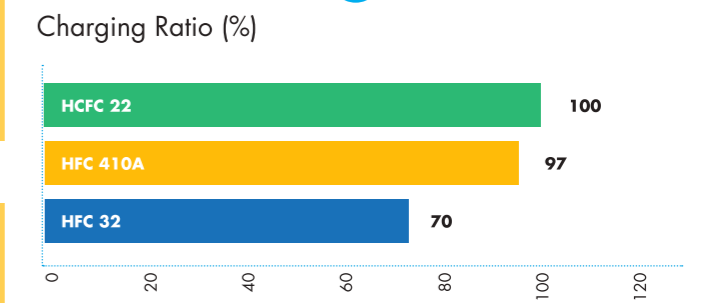
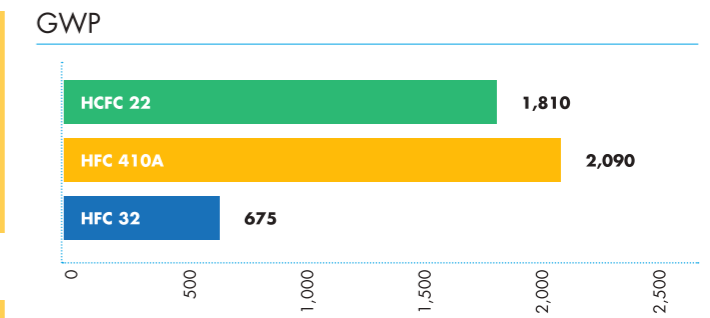
15.3%
more cooling as compared to R410A

~30%
refrigerant charging volume as compared to R410A & R22

~5%
more power savings compared to R410A

BETTER PERFORMANCE
at higher temperature as compared to R22 (Low Derating)

Only 1/3rd Global Warming Potential



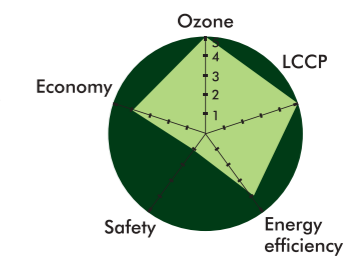
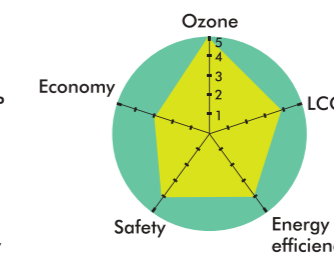
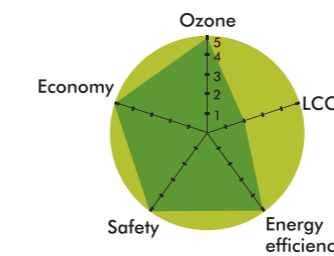
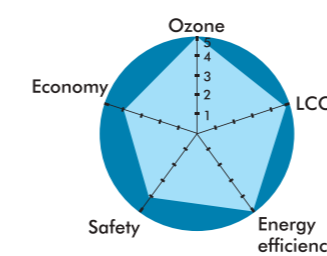
Most balanced refrigerant

HFC32

HFC410A

HFO1234YF

Propane (HFC290)



OUR RA MODELS MANUFACTURED IN INDIA USE THE NEXT GENERATION REFRIGERANT, R-32.

R-32 has zero Ozone Depletion Potential (ODP) and Modified Global Warming Potential (GWP) of 472, compared to R-410A's Modified GWP of 2,027. Also R-32 is a single component refrigerant, which makes it easy to recycle. It is because of these reasons that R-32 offers the lowest total emissions and best overall life-cycle climate performance.

Innovating for the Next

Engine of growth

MANUFACTURING PLANT

Daikin's manufacturing plant at Neemrana, Rajasthan, aims to create products that will add comfort to the lives of people. It is supported by a network of production bases throughout the world and showcases the application of advanced technology and equipment. Our comprehensive quality control system features centrally computerised management of quality and production data to facilitate high-quality production within scheduled time.

Area* **4,65,537** sq. mtrs.

Factory 1 - Neemrana, Rajasthan



Factory 2 - Neemrana, Rajasthan



Factory 3 - Sri City (AP)



ACDC Centre



*Area includes Factory 1, Factory 2, Factory 3, ACDC Centre and Research & Development Centre

Disclaimer - Due to continuous expansion, numbers may differ. Visuals used are for representation purpose only.

Mechanical R&D Centre 1 - Neemrana, Rajasthan



Area 30,523 sq. mtrs.

Mechanical R&D Centre 2 - Neemrana, Rajasthan



RESEARCH & DEVELOPMENT FACILITY

27+ Lab facilities

- Psychometric lab
- Multi-chamber lab
- Full Anechoic chamber for running sound test
- Product Reliability test lab, CFM test lab and Psychometric lab

9 Test facilities

- Cyclic Corrosion test
- Salt Spray test
- Thermal Shock test
- Vibration test
- Environmental test
- Drop test

IoT Centre, Hyderabad



- Concept room
- Mock-up area
- Device test room (electronic parts test room)

Disclaimer - Due to continuous expansion, Numbers may differ. Visuals used are for representation purpose only.

Assembly line at Daikin factory



Highest ISEER

**ISEER
5.20
RATING**

ROLE

Daikin's Integrated Power Module Printed Circuit Board and Patented Swing Compressor Technology are a unique engineering design where the PCB (Controllers) is designed in such a way that it optimizes the cooling effect & also result in higher efficiency. Based on this engineering design we are able to achieve higher ISEER of 5.20, which is Higher than current 5 star ISEER requirements.

FUNCTIONALITY

With Daikin's highest ISEER models, you get a product with a rating of 5.20* ISEER, which is best in the 5 star category and is extremely energy efficient. As per BEE standard, the qualifying criteria for 5 star rating AC is of 5 ISEER. It ensures that you get the highest performance in the 5 star category.

BENEFIT



It saves power; ideal for long usage



More energy efficiency as compared to 5 star AC with ISEER 5



It helps in saving more electricity



Cools even at 52°C

*Model number FCMF50&FCMF71 with ISEER 5.20

Anti-Corrosion Treatment



ROLE

The Benzotriazole Oil prevents the heat exchanger from corrosion thus ensuring it lasts longer to deliver optimum cooling for long time. With this, the corrosion of copper is delayed by up to 2.8 times.

FUNCTIONALITY

In Anti-Corrosion Treatment Function, a special coating of Benzotriazole oil is added to the copper coil to prevent corrosion. The treatment reduces the effect of nitric and acidic acid reaction on the copper coil of indoor & outdoor units. It is especially effective against the Indian climate conditions – rainy season, high humid area, coastal area and industrial smokes & pollutants areas.

BENEFIT



Longer life of copper coil and air conditioners due to lowering corrosion impact



Durability of copper coil indoor & outdoor unit extends the lifetime of air conditioners by making the indoor & outdoor coil corrosion resistant

Available in selected models

Daikin Advantage

DAIKIN
5 STAR ACs

v/s

NORMAL
5 STAR ACs

5.20*
ISEER
Rating

5
ISEER
Rating

Innovating to raise the standards and quality

The Department of Industrial Policy and Promotion (DIPP), Ministry of Commerce and Industry has mandated the Quality Control Order (QCO) for the AC & its related parts as per IS 1391 (Part 2): 2018.

BENEFITS FOR CUSTOMER

The main aim of the QCO is to ensure best quality critical components, which is tested and approved by BIS and follow Indian Standards (IS) for local as well as imported parts related to air conditioners products which are under scope of Quality Control Order.

DAIKIN PRODUCTS ARE OF WORLD CLASS QUALITY THAT YOU CAN SEE, FEEL AND EXPERIENCE

Our *all "Light Commercial Air Conditioners (Cassette AC & Duct AC)" are "BIS" Certified Under License No. 8400163007.



INVERTER SERIES



NEW ROUND FLOW CASSETTE TYPE

FCMF/FCVF-A-Series
Cooling only

FCMF/FCVF-A SERIES

Cooling Only



R-32

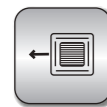
ROUND FLOW



Cassette air conditioner with 360° uniform airflow sets the standard

FCMF50/71/90/100/125/140
(5 star) with sensing

FCVF-A50/71/90/100/125/140
(4 star) w/o sensing



INDIVIDUAL AIR FLOW CONTROL



SILVER ION ANTIBACTERIAL DRAIN PAN



NIGHT QUIET OPERATION



D III NET COMPATIBLE (OPTIONAL)



SWING PATTERN SELECTION



DRAIN PUMP MECHANISM

Optional

NAVIGATION REMOTE CONTROLLER (Wired Remote Controller)



BRC1E63

Note: Remote controller cable is not included and must be obtained locally.
*For individual air flow direction control wired remote BRC1E63 is required.

WIRELESS LCD REMOTE CONTROLLER

A signal receiver must be added to the indoor unit.



BRC7M632F-6
(White)

Signal receiver unit (Installed type)
Wireless remote controller and signal receiver are sold as separate accessories.



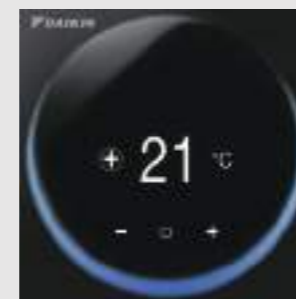
BRC91A152
(Wireless R/C)

MADOKA

(Stylish Remote Controller)



BRC1H61W (White)



BRC1H61K (Black)



PANEL VARIATIONS

1



Standard panel
(Fresh white)
BYCQ125EAF6

2



Standard panel with
sensing (Fresh white)
BYCQ125EEF6

3



Designer panel
(Fresh white)
BYCQ125EAPF

4



Auto grille panel
(Fresh white)
BYCQ125EASF

5



Standard panel
(Black)
BYCQ125EAK

6




Standard panel with
Sensing (Black)
BYCQ125EEK

Panel compatibility:-

FCMF series:	2	4	6	
FCVF-A series:	1	3	4	5

*A dedicated wireless remote controller is supplied with auto grille panel
Note: When opting black panel, wireless remote controller will be BRC7M634K.



CIRCULATION AIRFLOW

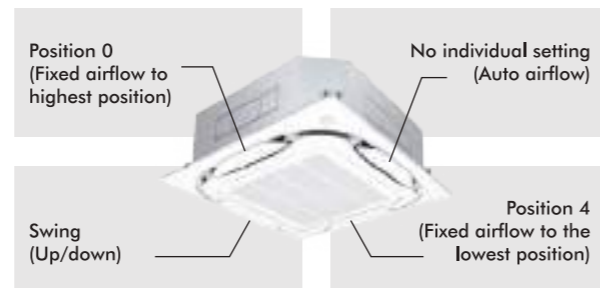
Cools the entire room to deliver comfort that never feels too cold or too warm. Cooling operation repeatedly performs the following at start.

- 2-way horizontal flow
- 4-way swing flow
- 2-way horizontal flow (direction changes)
- 4-way swing flow

INDIVIDUAL AIRFLOW DIRECTION CONTROL

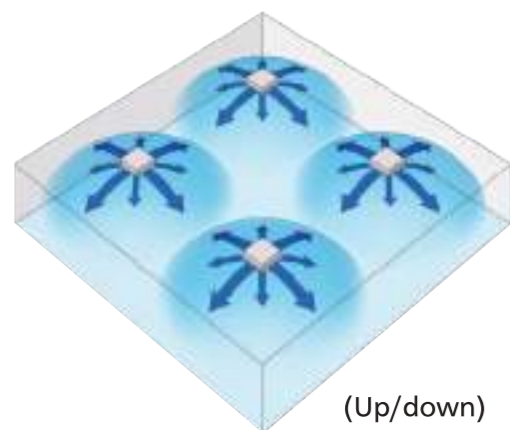
Airflow direction can be individually adjusted for each air discharge outlet to deliver optimal air distribution that conforms to conditions for airflow direction (small and large loads).

Selectable from position 0 to 4, swing, and no individual setting.



360° AIRFLOW

With uniform temperature distribution



(Up/down)
Greater comfort

Airflow distribution creates uniform comfort throughout the space. Room remains comfortable even when set temperature is raised 1.

SELECTABLE AIRFLOW PATTERN

Because air flows out from corner outlets, comfort spreads more widely.

Typical flow patterns

There are a total of 18 flow patterns.

All-round flow



(E.g., Installed in middle of ceiling)
4-way flow also possible.

3-way flow



(E.g., Installed near a wall)

L-shaped 2-way flow



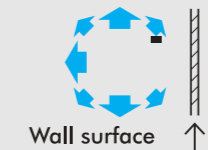
(E.g., Installed in a corner)

Opposite 2-way flow



(E.g., Installed in a long room)

Required distance to wall surface for closing air discharge outlet



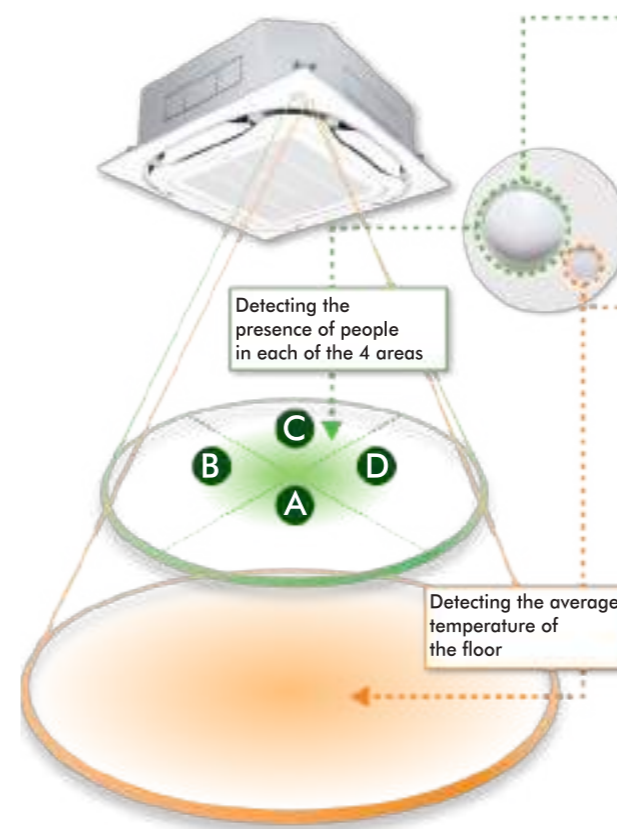
Minimum distance of 500mm
*200mm for corner closing

Note:

- Whatever the discharge direction, the same type of panel is used. If installing for other than all-round flow, an air discharge outlet sealing material (option) must be used to close each unused outlet.
- Operation sound increases when using 2-way or 3-way flow
- Designer panel cannot operate 2-way and 3-way flow.

DUAL SENSORS^{*1}

Dual sensors and individual airflow direction control automatically provide optimal control of airflow.



Infrared presence sensor

The sensor detects the presence of people in each of the 4 areas.

Ceiling height	2.7m	2.7m	4.0m
Detection range (diameter) ^{*3}	Approx. 8.5m	Approx. 8.5m	Approx. 13.5m

^{*3} The infrared presence sensor detects 80cm above the floor.

Infrared floor sensor

The sensor detects the floor temperature and automatically adjusts operation of the indoor unit to reduce the temperature difference between the ceiling and the floor.

Ceiling height	2.7m	2.7m	4.0m
Detection range (diameter) ^{*4}	Approx. 11m	Approx. 14m	Approx. 16m

^{*4} The infrared floor sensor detects at the floor surface.

Standard range for infrared presence sensor^{*}



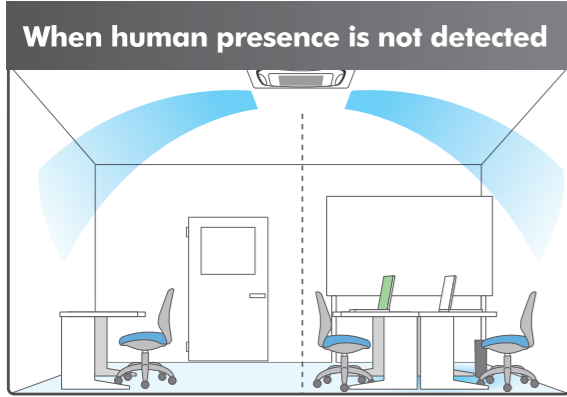
*[Concerning infrared presence sensor]

- People are detected by large movements such as the motion of people walking at a certain distance away from sensor.
- Human detection is not possible for blind areas of sensor. [Concerning infrared floor sensor].
- The detected temperature may sometimes be affected by a heat source, window, or device emitting heat in the detection range.

AUTO AIRFLOW FUNCTION^{*5}

Direct Airflow (default: OFF)

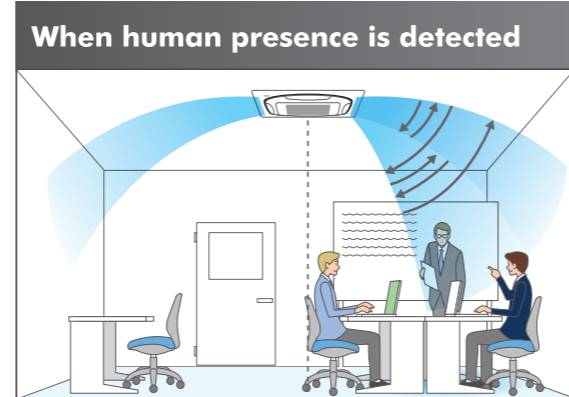
Cooling



Optimal air direction by "Auto"

^{*5}Airflow direction should be set to "Auto".

Dry



Optimal air direction by "Auto" **Swing (narrow)**

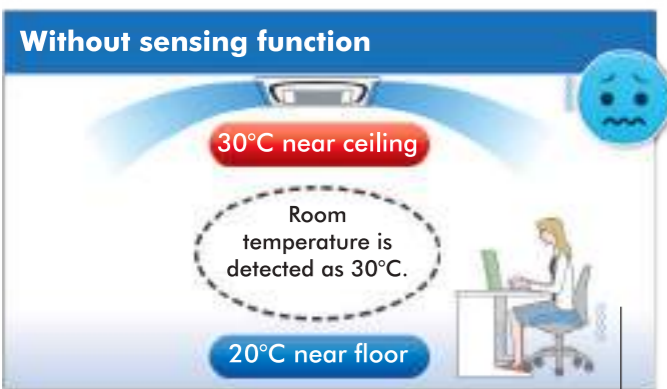
With "Auto" airflow direction mode, flaps are controlled to deliver optimal airflow when the room is unoccupied.

When presence is detected, air direction is set to "Swing (narrow)" to deliver cool air to users.

COMFORT AND ENERGY SAVING PREVENTING OVERCOOLING^{*6}

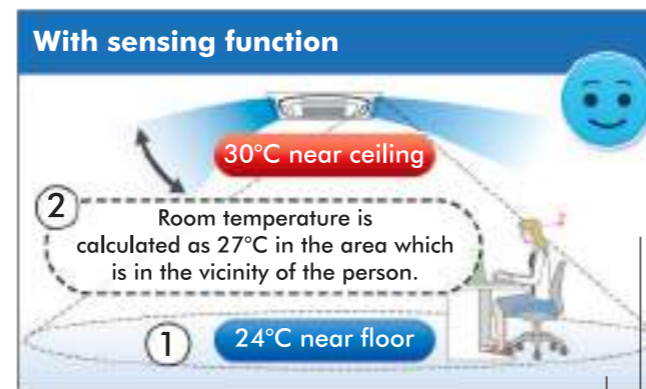
^{*6}Airflow direction and airflow rate should be set to "Auto".

Floor temperature is detected and overcooling prevented.



Area around feet gets too cold because the air conditioner continues until the temperature near the ceiling reaches the set temperature.

Cooling



The floor temperature, which is lower than near the ceiling, is detected.

Automatic control using the temperature near the person as the room temperature.

Energy savings :

The temperature near the person is automatically calculated by detecting the temperature of the floor. Energy is saved because the area around the feet does not get too cold.

SENSING SENSOR FUNCTIONS^{*7,8,9}

Sensing sensor low mode (default: OFF)

When there are no people in a room, the set temperature is shifted automatically.

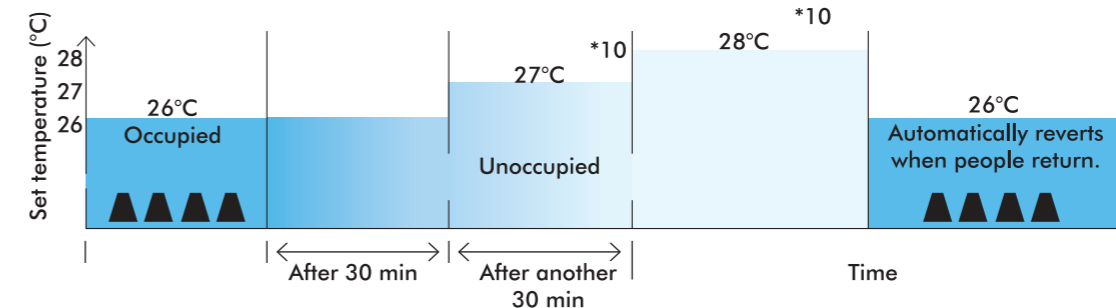
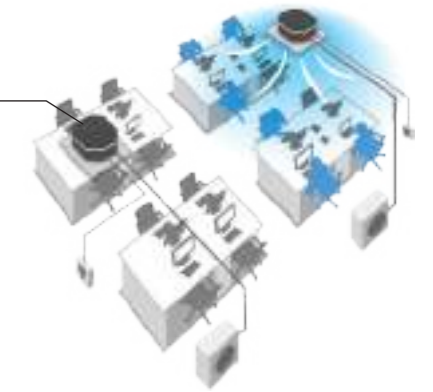
The system automatically saves energy by detecting whether or not the room is occupied. The set temperature is shifted automatically if the room is unoccupied.

Example:

- Cooling set temperature: 26°C
- Shift temperature: 1.0°C
- Shift time: 30 min.
- Limit cooling set temperature: 30°C

^{*7} Applicable when sensing panel (BYCQ125EEF6) is installed.
^{*8} These functions are not available when using the group control system.
^{*9} User can set these functions with remote controller.

Operation is reduced in places where there are no people.



If people do not return, the air conditioner will raise the set temperature 1°C every 30 minutes and then operate at 30°C.

Shift temperature and time can be selected from 0.5 to 4°C in 0.5°C increments and 15, 30, 45, 60, 90 or 120 minutes respectively with remote controller.

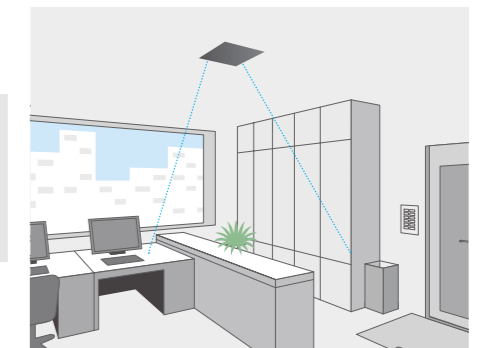
^{*10} On basic screen of remote controller, set temperature does not change.

Sensing sensor stop mode (default: OFF)

When there are no people in a room, the system stops automatically.^{*11,12}

The system automatically saves energy by detecting whether or not the room is occupied. Based on preset user conditions, the system automatically stops operation if the room is unoccupied.

Absent stop time can be selected from 1 to 24 hrs in 1 hr increments with remote controller.




^{*11} Please note that upon re-entering the room, the air conditioner will not switch on automatically.

^{*12} To protect the machine, the standby system may operate temporarily.

COMFORT

Unified square panels

Panel size is the same for all models. It is easy to maintain a neat appearance when multiple units are installed in the same room.



FCMF/FCVF-A SERIES (Contd.)

Optimal comfort and convenience assured by 3 air discharge modes

Air direction	Standard setting ¹	Draft prevention setting (field setting)	Ceiling soiling prevention setting ² (field setting)
Desired situation	For gentle drafts.	When drafts are unwanted.	For shops with light coloured ceilings that must be kept spotless.
Auto-swing			
5-level air direction setting			
Auto air direction control		The air direction is set automatically to the memorised position of the previous air direction.	

Note:

¹ Air direction is set to the standard position when the unit is shipped from the factory. The position can be changed from the remote controller.
² Closing of the corner discharge outlets is recommended.

Switchable fan speed: 5 steps and Auto

Control of airflow rate has been improved from 3-step to 5-step. Auto airflow rate is newly available.

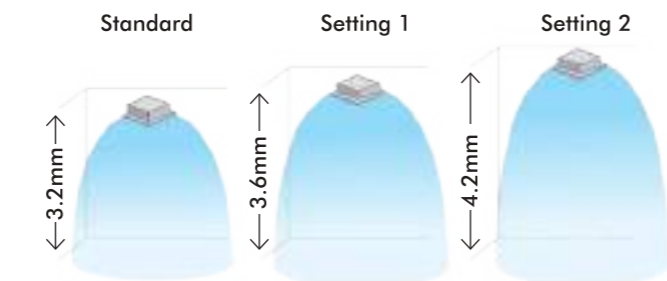
Quiet operation

Indoor unit	Sound pressure level				
	H	HM	M	ML	L
FCMF50-71A	37	34.5	32	29.5	27.5
FCMF90-100A	45	41.5	38	35	32.5
FCMF125-140A	46	43	40	36	32.5

#Sound pressure level for FCVF-A series is same as above given table.

Suitable for high ceilings

Even in spaces with high ceilings, a comfortable airflow is carried down to the floor level.



When all round flow is selected, ceilings up to 4.2 m in height can be accommodated. (100-140ARV16)

Ceiling Height Setting /Setting of Normal Air flow

Make the following setting according to ceiling height, The second code no. is set at the factory.

FCMF/FCVF-A 50-71

Mode No.	First Code No.	Second Code No.	Setting	Ceiling Height			
				All Round Outlet	4-Way Outlets	3-Way Outlets	2-Way Outlets
13(23)	0	01	Standard	Lower than 2.7m	Lower than 3.1m	Lower than 3.0m	Lower than 3.5m
		02	High Ceiling(1)	Lower than 3.0m	Lower than 3.4m	Lower than 3.3m	Lower than 3.8m
		03	High Ceiling(2)	Lower than 3.5m	Lower than 4.0m	Lower than 4.5m	-

FCMF/FCVF-A 90-140

Mode No.	First Code No.	Second Code No.	Setting	Ceiling Height			
				All Round Outlet	4-Way Outlets	3-Way Outlets	2-Way Outlets
13(23)	0	01	Standard	Lower than 3.2m	Lower than 3.4m	Lower than 3.6m	Lower than 4.2m
		02	High Ceiling(1)	Lower than 3.6m	Lower than 3.9m	Lower than 4.0m	Lower than 4.2m
		03	High Ceiling(2)	Lower than 4.2m	Lower than 4.5m	Lower than 4.2m	-

Note:

The aforementioned is for standard panels. See the installation manual for designer panels. Factory settings are for standard ceiling height and all-round flow. High ceiling settings (1) and (2) are set with the remote controller by field setting. High-efficiency filters are not available for high ceiling applications.


FCMF/FCVF-A SERIES (Contd.)

CLEANLINESS

Silver ion anti-bacterial drain pan

A built-in anti-bacterial treatment that uses silver ion in the drain pan prevents the growth of slime, bacteria, and mould that cause odours and clogging.

(The lifespan of a silver ion cartridge depends on the usage environment, but should be changed once every two to three years.)



Non-flocking flaps

Flaps can be detached without use of tools. Condensation does not easily form and dirt does not cling to non-flocking flaps. They are easy to clean.



Filter has anti-mould and anti-bacterial treatment

Prevents mould and microorganisms growing out of the dust and moisture that adheres to the filters.

QUICK AND EASY INSTALLATION

Lightweight

All models can be installed without using a lifter.

Installable in tight ceiling spaces

Standard panel

256mm (50-71A)	261mm (50-71A)
298mm (100-140A)	303mm (100-140A)

Designer panel

256mm	261mm
298mm	303mm + 42mm ¹
42mm ¹	

*1.Body height (ceiling required space) is 42 mm higher than standard panel.

Auto grille panel

256mm	261mm
298mm	303mm + 55mm ²
55mm ²	

*2.Body height (ceiling required space) is 55 mm higher than standard panel.
 *When the ceiling space is limited, an optional panel spacer is available.

Easy hanging

Washer fixing plates secure washers in place and prevent washers from falling for easy installation.

Washer fixing plate

Washer



Easy removal of corner cover

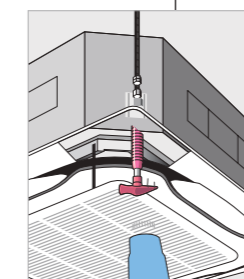
It is possible to easily remove without use of screws or tools.



Easy height adjustment


Each corner of the unit has an adjuster pocket that lets you easily adjust the unit's suspended height.

Note:
 If the wireless remote controller is installed, a signal receiver unit is housed in one of the adjuster pockets



Ease in temporary hanging of decoration panel

In addition to the temporary hanging fixtures in 2 places normally used, corner part mounting fixtures in 4 places are provided.



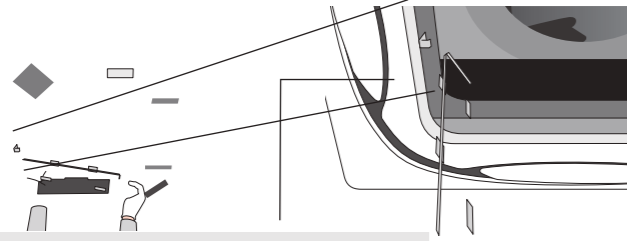
Corner part mounting fixtures (in 4 places)

Temporary hanging fixtures (in 2 places)

FCMF/FCVF-A SERIES (Contd.)

Temporary placement of control box lid

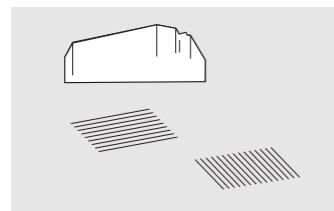
Because the control box lid can be temporarily hung on the unit, there is no need to climb down the stepladder to retrieve it.



The detached lid can be hung on a hook.

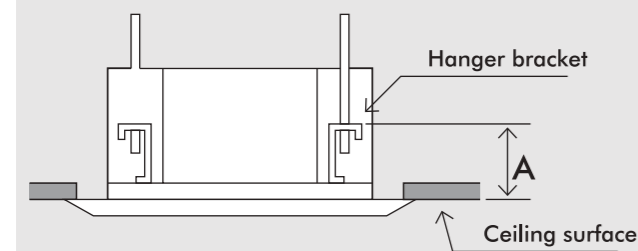
Installed in any direction

Since the orientation of the suction grille can be adjusted after installing, the direction of the suction grille lines can be unified when multiple units are installed.



Hanging height adjustment

Because the configuration of the hanger bracket changed, the dimensions from the ceiling to the hanger bracket also change during height adjustment for indoor unit.



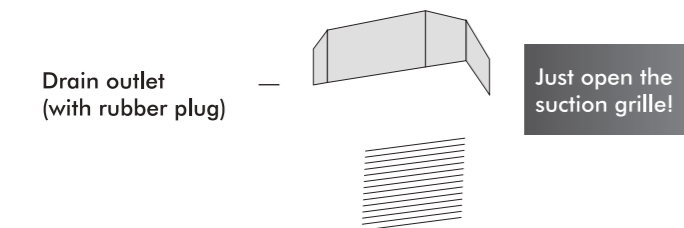
	A Dimensions
Standard panel	125-130mm
Designer panel	167-172mm
Auto grille panel	180-185mm
Chamber option* + Standard panel	175-180mm

*High-efficiency filter, ultra long-life filter, and fresh air intake

EASY MAINTENANCE

The condition of the drain pan and drain water

Can be checked by removing the suction grille and drain plug.



Note: For inquiries concerning auto grille panel installations, please contact your local dealer or Daikin representative

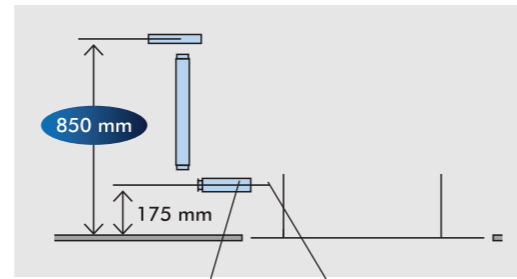
24mm diameter drain outlet

The drain outlet allows insertion of a finger or dental mirror for inspection of the internal cleanliness of the drain pan. Removal of the suction panel enables access.



Drain pump

Equipped as standard accessory with 850 mm lift.



Transparent drain sock



FCMF/FCVF-A SERIES (Contd.)

Ultra long-life filter (option)

Maintenance is not required in normal shops or offices for up to four years.

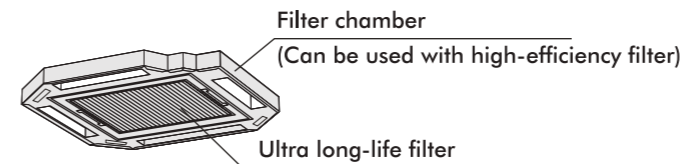


OPTIONS

Options required for specific operating environments

Ultra long-life filter unit

Even in dusty environments where the air conditioning is constantly operating, the ultra long-life filter only has to be cleaned once a year.



Dusty area: annual filter change

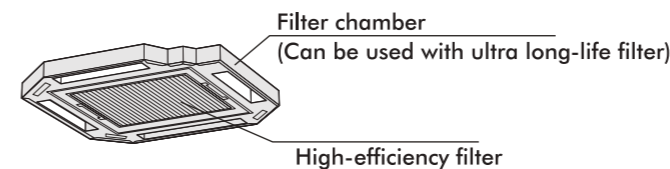
*For dust concentration of 0.3 mg/m³ (Requires separately sold Air purifier.)
1 year (Approx. 5,000 hr) = 15 hr/day x 28 day/month x 12 month/year

Ordinary store or office: filter change every 4 years

*For dust concentration of 0.15 mg/m³
4 years (Approx. 10,000 hr) = 8 hr/day x 25 day/month x 12 month/years x 4 years

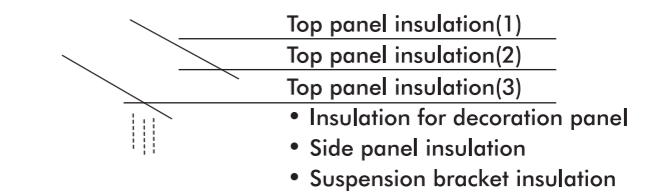
High-efficiency filter unit

Available in two types: 65% and 90% colorimetry.



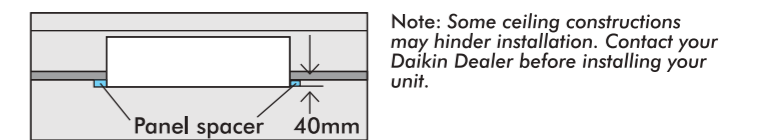
Insulation kit for high humidity

Please use if you think the temperature and humidity inside the ceiling exceeds 30°C and RH 80%, respectively.



Panel spacer

Use when only minimal space is available between drop ceilings and ceiling slabs.



Sealing material of air discharge outlet

Sealing material block air discharge openings not used in 2-way or 3-way blow.

Branch duct (direct-connection round duct)

A round duct can be attached without the need for a chamber.

A flanged port for direct connection of a round duct is provided. An existing branch duct chamber can also be fitted (square slit hole).

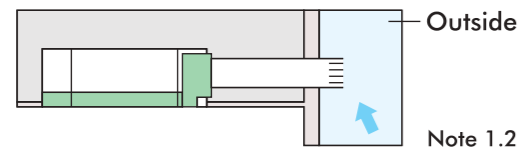
FCMF/FCVF-A SERIES (Contd.)

Low gas pressure detection



Fresh air intake kit

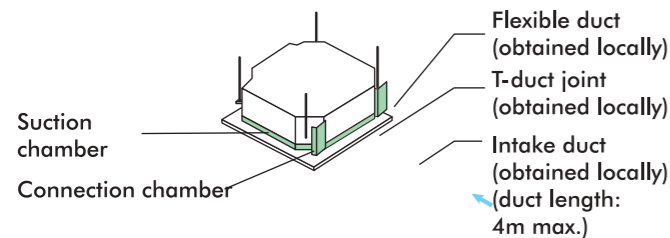
Using this kit, a duct can be connected to take in outdoor air. There are two chamber types that have intake in two places: with T-duct joint and without T-duct joint.



The units can be installed in the following different ways

Chamber type (without T-duct joint)

KDDP55B160



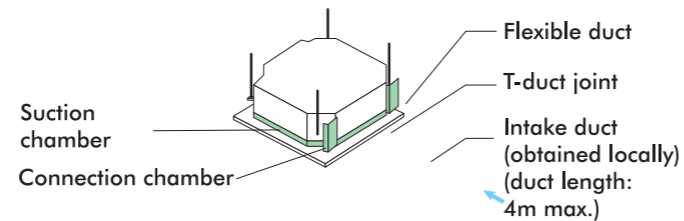
Note 3,4,5

Note:

1. Use of options will increase operating sound.
2. Connecting ducts, fan, insect nets, fire dampers, air filters, and other parts should, as required, be obtained locally.
3. When a local-obtained fan is used, an interlock with air conditioner is necessary. Optional PCB (KRP1C11A) is required for interlocking.
4. When installing a fresh air intake kit (chamber type), two air outlet corners are closed.
5. It is recommended that the volume of outdoor air introduced through the kit is limited to 10% of the maximum airflow rate of the indoor unit. Introducing higher quantities will increase the operating sound and may also influence temperature sensing.
6. The volume of fresh air for direct installation type is approximately 1% of the indoor unit airflow. The chamber type is recommended when more fresh air is necessary.

Chamber type (with T-duct joint)

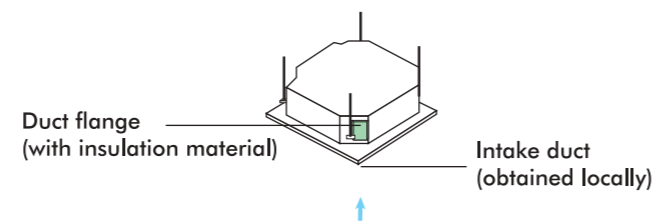
KDDP55B160K



Note 3,4,5

Direct installation type (with T-duct joint)

KDDP55X160A



Note 6

NIGHT QUIET OPERATION MODE

The automatic night quiet mode will initiate 8 hours after the peak temperature is reached in the daytime, and normal operation will resume 10 hours after that

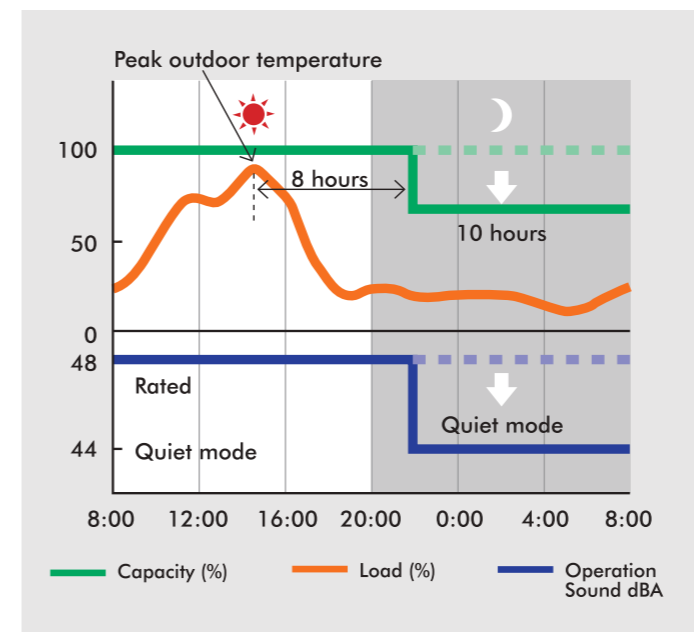
★ Reducing noise will reduce capacity slightly.

Cooling only	Sound pressure level1 dBA	
	Rated2	Night Quiet Mode
RZMF50-71	48	44
RZMF100	49	45
RZMF125	52	45
RZMF140	54	45

Note:

¹Anechoic chamber conversion value, measured according to JIS parameters and criteria. During operation these values are somewhat higher owing to ambient conditions.

²Value when cooling. Value will differ when heating.



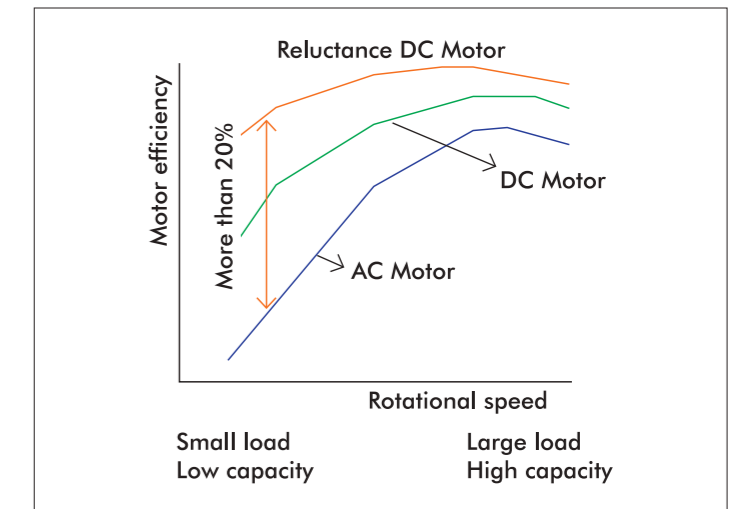
Note: Daikin data for RZMF71CVM Operating sound about 4 dB quiet

1. Compressor equipped with reluctance DC motor

Daikin DC Inverter models are equipped with the reluctance DC motor for compressor.

The reluctance DC motor uses 2 different types of torque, neodymium magnet¹ and reluctance torque².

This motor can save energy because it generates more power with a smaller electric power than an AC or previous DC motor.




Note: Data are based on studies conducted under controlled conditions at a Daikin laboratory.

Reluctance DC motor

*1. A neodymium magnet is approximately 10 times stronger than a standard ferrite magnet.


*2. The torque created by the change in power between the iron and magnet parts.



2. Refrigerant cooling

(RZMF90-140, RZVF90-140)


Daikin's unique refrigerant cooling system exhibits high cooling capacity even during high outdoor temperatures.



Refrigerant cooling helps protect the printed circuit board and maintains high cooling capacity even during high outdoor temperatures.

EASY INSTALLATION AND MAINTENANCE

The high efficiency compressor to achieve a high COP



3. Fan

V-CUT PROPELLER FAN

Through use of a V-cut propeller fan that imitates the efficiency of the swan, a migratory bird, airflow becomes smooth and loss is reduced.



V-cut propeller fan



Imitating the performance of the swan

FEATURE - FCMF/FCVF SERIES

Feature	FCMF	FCVF-A	
Energy Saving	Energy consumption monitoring *1	•	•
	Auto display OFF *3	•	•
	Setpoint auto reset *3	•	•
	Setpoint range set *3	•	•
	Circulation airflow *3	•	•
	Quick start *3	•	•
	Individual airflow control *3	•	•
	Infrared presence sensor	Sensing Panel	Not Available
	Infrared floor sensor	Sensing Panel	Not Available
	Humidity sensor	•	•
Comfort	Auto airflow function *3	Sensing Panel	Not Available
	Auto swing	•	•
	Swing pattern selection	•	•
	Switchable fan speed	5 step	5 step
	Auto airflow rate	•	•
	Two selectable temperature-sensors *3	•	•
	High ceiling application	3.5m/4.2m	3.5m/4.2m
Cleanliness	Night quiet operation *4	•	•
	Anti-bacterial air filter	•	•
Work & Servicing	Silver ion anti-bacterial drain pan	•	•
	Drain pump mechanism	•	•
	Pre-charged for up to 2.0 TR -15m & above 2.0 TR 30m	•	•
	Long-life filter	•	•
	Filter sign	•	•
	Low gas pressure detection *4	•	•
	Emergency operation	•	•
	Self-diagnosis function	•	•
Control	Auto-restart	•	•
	Control by 2 remote controllers	•	•
	Group control by 1 remote controller	•	•
	External signal forced OFF and ON/OFF	•	•
	Emergency operation	•	•
	External command control *6	Optional	Optional
	Central remote control	Optional	Optional
	Interlock control with Heat Reclaim Ventilator	•	•
Options	DIII-NET communication standard	Optional	Optional
	High-efficiency filter	•	•
	Ultra long-life filter	•	•
	Fresh air intake kit	•	•
	Overvoltage printed circuit board *4	•	•

Notes:

*1: Applicable when BRC1E62/63 is used

*3: Applicable when BRC1E63 is used

*4: For outdoor units

*6: Wiring adaptor for electrical appendices (and installation box) is necessary

*7: Option is required

*8: It is not possible to use 2 wireless remote controllers.

Combination of BRC1E63 (main) and BRC7M (sub) is available.

*Applicable with wired remote controller.



SINGLE WAY CASSETTE TYPE

FKCAQ Series
Cooling only

FKCAQ SERIES

Cooling Only



R-32



GOOD DESIGN
AWARD 2021



Introducing a new type of 1-Way ceiling cassette AC FKCAQ Series with streamlined interior dimensions and a sharp, sleek appearance.

FKCAQ50/71



5-STEP
FAN SPEED



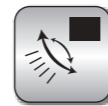
LOW CEILING
HEIGHT INDOOR
UNIT -166MM



QUIET



COMPACT



AUTOMATIC
AIR SWING



DRAIN PUMP
MECHANISM

Optional

NAVIGATION REMOTE CONTROLLER (Wired Remote Controller)

NEW

BRC1E63

Note: Remote controller cable is not included and must be obtained locally.
#For individual air flow direction control wired remote BRC1E63 is required



WIRELESS REMOTE CONTROLLER

A signal receiver must be added to the indoor unit.



Wireless Remote Standard

BRC91A157

Receiver Kit-BRC63AV



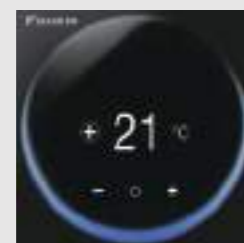
Backlit
Operation

MADOKA

(Stylish Remote Controller)



BRC1H61W (White)



BRC1H61K (Black)

Available in two Color Panel Option

White



BYKQ63AHW

Silver



BYKQ63AHS

IDU Dimension in mm (WxHxD) 1200X140X515

FEATURE-FKCAQ SERIES

Feature Details	FKCAQ
Compact & Elegant Design Indoor Unit	●
Low Ceiling Height Indoor Unit -166mm	●
Automatic Air Swing	●
Swing Pattern Selection	●
5-Step Fan Speed	●
High Ceiling Application	●
Night Quiet Operation	●
In-Built Drain Pump Mechanism (up to 700mm Lift)	●
Pre-Charge for up to 7.5m	●
Self-Diagnosis Function	●
Weekly Schedule Timer	●
Option of PM 2.5 Filter with standard Pre Filter for maintaining better IAQ	●
Anti-Corrosion treatment on Outdoor heat exchanger Copper tubes (Benzotriazole -BTA oil)	●
Over Voltage PCB	●
On/Off Timer Selector	●
Auto Swing	●
Program Mode-Cool, Dry, Auto and Fan Mode	●
Auto Restart	●

INSTALLATION WITH SPACERS TO ADJUST CEILING HEIGHT

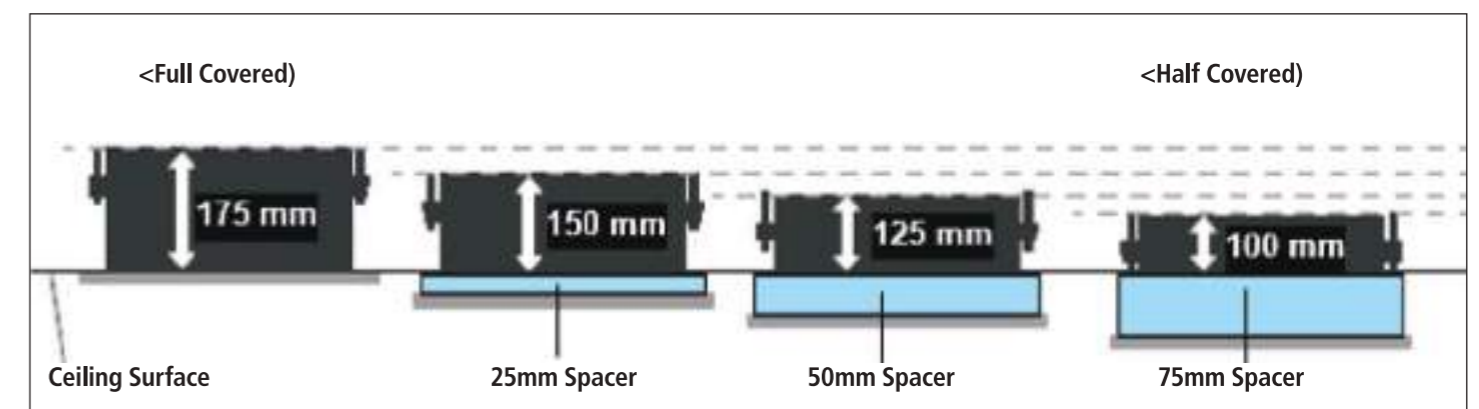
This IDU can also be installed in low height false ceilings i.e. the requirement of minimum ceiling height required can be reduced up to 91 mm from 166mm with multiple spacers (25mm each) from 25mm to 75mm

Standard Ceiling Height 175mm (6.88 Inches)
145mm IDU height + 30mm clearance

→ Reduced by 25mm 150mm (5.9 Inches)

→ Further Reduced by 25mm 125mm (4.9 Inches)

→ Further Reduced by 25mm 100mm (3.9 Inches)

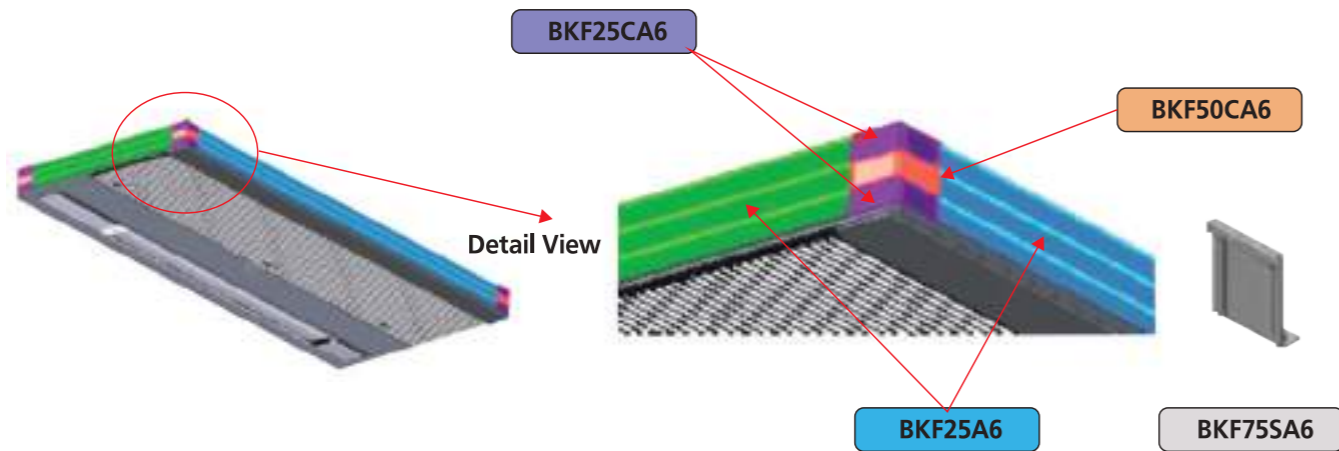


Optional List

Spacer Kit Detail:

Item Name	Required Height (mm)	Space Kit-Model Name				
		BKF25A6	BKF25CA6	BKF50CA6	BKF75SA6	
		Spacers (Nos): 2 + 2	Comers 4 Nos + Screws 4 Nos	Comers 4 Nos + Screws 4 Nos	Installation Hook: 6 Nos	
Spacer Assembly	25 (mm)	App. Model/Qty.	1	1	X	X
		Item/Images			NA	NA
	50 (mm)	App. Model/Qty.	2	2	1	X
		Item/Images				NA
	75 (mm)	App. Model/Qty.	3	3	1	1
		Item/Images				

75mm Spacer





ROUND FLOW CEILING MOUNTED

3x3
CASSETTE TYPE

FCVFQ-A-Series
Cooling only

FCVFQ-A SERIES

Cooling Only

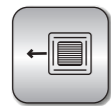


R-32



Cassette air conditioner with 360° uniform airflow sets the standard

FCVFQ50/71/90/100/125/140
(with 3 star) w/o sensing panel



INDIVIDUAL AIR FLOW CONTROL



SILVER ION ANTIBACTERIAL DRAIN FAN



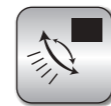
NIGHT QUIET OPERATION



D III NET COMPATIBLE (OPTIONAL)



DRAIN PUMP MECHANISM



SWING PATTERN SELECTION

ACCESSORY REQUIRED FOR INDOOR UNIT

Wireless Handset

Standard



BRC91A152
(Cooling Only)

Receiver Kit
BRC7M632F-6

1 TR (Tons of Refrigeration) = 3.517 kW

ACCESSORY REQUIRED FOR INDOOR UNIT

Navigation Remote (Optional)

Wired Remote Controller



BRC1E63
(Cooling Only)



FEATURE – FCVFQ SERIES

Feature	FCVFQ-A	
Energy Saving	Energy consumption monitoring *1	•
	Auto display OFF *3	•
	Setpoint auto reset *3	•
	Setpoint range set *3	•
	Circulation airflow *3	•
	Quick start *3	•
	Individual airflow control *3	•
	Infrared presence sensor	Not Available
	Infrared floor sensor	Not Available
	Humidity sensor	•
Comfort	Auto airflow function *3	Not Available
	Auto swing	•
	Swing pattern selection	•
	Switchable fan speed	5 step
	Auto airflow rate	•
	Two selectable temperature-sensors *3	•
	High ceiling application	3.5m/4.2m
Cleanliness	Night quiet operation *4	•
	Anti-bacterial air filter	•
	Silver ion anti-bacterial drain pan	•
Work & Servicing	Drain pump mechanism	•
	Pre-charged for up to 2.0 TR -15m & above 2.0 TR 30m	•
	Long-life filter	•
	Filter sign	•
	Low gas pressure detection *4	•
	Emergency operation	•
	Self-diagnosis function	•
Control	Auto-restart	•
	Control by 2 remote controllers	•
	Group control by 1 remote controller	•
	External signal forced OFF and ON/OFF	•
	Emergency operation	•
	External command control *6	Optional
	Central remote control	Optional
	Interlock control with Heat Reclaim Ventilator	•
DIII-NET communication standard	Optional	
Options	High-efficiency filter	•
	Ultra long-life filter	•
	Fresh air intake kit	•
	Overvoltage printed circuit board *4	•

Notes:

*1: Applicable when BRC1E62/63 is used

*3: Applicable when BRC1E63 is used

*4: For outdoor units

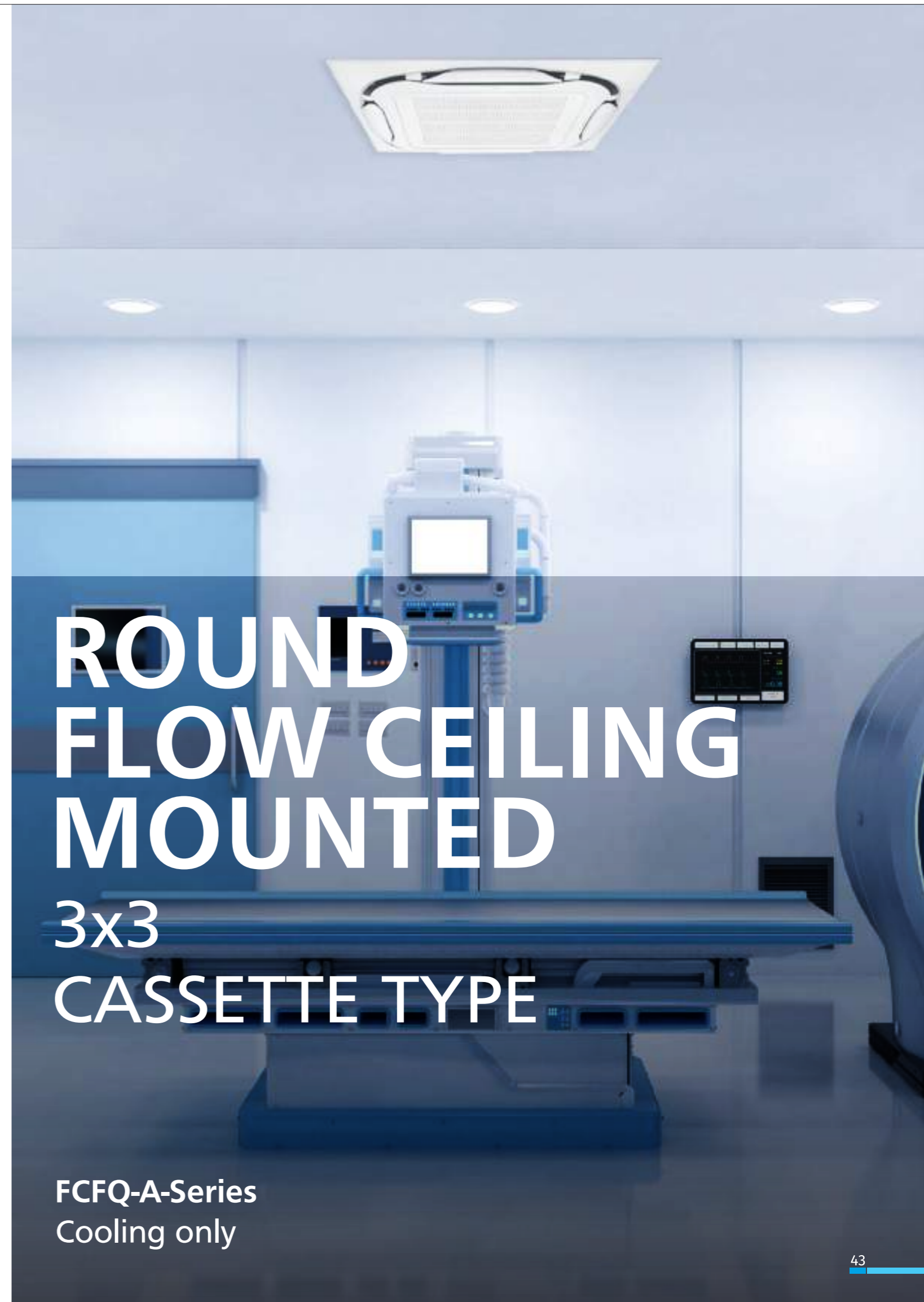
*6: Wiring adaptor for electrical appendices (and installation box) is necessary

*7: Option is required

*8: It is not possible to use 2 wireless remote controllers.

Combination of BRC1E63 (main) and BRC7M (sub) is available.

*Applicable with wired remote controller.



ROUND FLOW CEILING MOUNTED 3x3 CASSETTE TYPE

FCFQ-A-Series
Cooling only

FCFQ-A SERIES

Cooling Only



R-32

ROUND FLOW

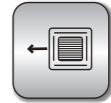


Cassette air conditioner with 360° uniform airflow sets the standard

FCFQ50/71/90/100/125/140 (with 3 star) w/o sensing panel



KATAI TECHNOLOGY



INDIVIDUAL AIR FLOW CONTROL



SILVER ION ANTIBACTERIAL DRAIN FAN



NIGHT QUIET OPERATION



D III NET COMPATIBLE (OPTIONAL)



DRAIN PUMP MECHANISM

• KATAI Technology

K-Kosher Environment Friendly, A-Advance Technology, T-True Enhanced Life, A-Adequate Strength, I-Increased Reliability.

• Benefits of "KATAI" Technology

1. Long life alloy for very aggressive Kosher environments.
2. MCHX is lighter in weight, smaller in volume up to 50%
3. Easy to re-cycle & No galvanic corrosion

ACCESSORY REQUIRED FOR INDOOR UNIT

Wireless Handset

Standard



BRC91A152 (Cooling Only)

Receiver Kit BRC7M632F-6

1 TR (Tons of Refrigeration) = 3.517 kW

ACCESSORY REQUIRED FOR INDOOR UNIT

Navigation Remote (Optional)

Wired Remote Controller



BRC1E63 (Cooling Only)

FEATURE – FCFQ SERIES

Feature	FCFQ-A		
Energy Saving	Energy consumption monitoring *1	•	
	Auto display OFF *3	•	
	Setpoint auto reset *3	•	
	Setpoint range set *3	•	
	Circulation airflow *3	•	
	Quick start *3	•	
	Individual airflow control *3	•	
	Infrared presence sensor	Not Available	
	Infrared floor sensor	Not Available	
	Humidity sensor	•	
Comfort	Auto airflow function *3	Not Available	
	Auto swing	•	
	Swing pattern selection	•	
	Switchable fan speed	5 step	
	Auto airflow rate	•	
	Two selectable temperature-sensors *3	•	
	High ceiling application	3.5m/4.2m	
	Night quiet operation *4	•	
	Cleanliness	Anti-bacterial air filter	•
		Silver ion anti-bacterial drain pan	•
Work & Servicing	Drain pump mechanism	•	
	Pre-charged for up to 2.0 TR -15m & above 2.0 TR 30m	•	
	Long-life filter	•	
	Filter sign	•	
	Low gas pressure detection *4	•	
	Emergency operation	•	
	Self-diagnosis function	•	
Control	Auto-restart	•	
	Control by 2 remote controllers	•	
	Group control by 1 remote controller	•	
	External signal forced OFF and ON/OFF	•	
	Emergency operation	•	
	External command control *6	Optional	
	Central remote control	Optional	
	Interlock control with Heat Reclaim Ventilator	•	
	DIII-NET communication standard	Optional	
	Options	High-efficiency filter	•
Ultra long-life filter		•	
Fresh air intake kit		•	
Overvoltage printed circuit board *4		•	

Notes:

*1: Applicable when BRC1E62/63 is used

*3: Applicable when BRC1E63 is used

*4: For outdoor units

*6: Wiring adaptor for electrical appendices (and installation box) is necessary

*7: Option is required

*8: It is not possible to use 2 wireless remote controllers.

Combination of BRC1E63 (main) and BRC7M (sub) is available.

*Applicable with wired remote controller.





NON INVERTER SERIES



ROUND FLOW CEILING MOUNTED

3x3
CASSETTE TYPE

FCQF-A-Series
Cooling only

FCQF-A SERIES

Cooling Only



R-32



New eight way discharge panel

FCQF18/24/30/36/42/48



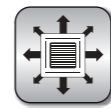
7-SEGMENT TEMPERATURE DISPLAY



SLEEP MODE



POWER CHILL OPERATION



SURROUND AIR FLOW



FRESH AIR INTAKE



BRANCH DUCT CONNECTION

ACCESSORY REQUIRED FOR INDOOR UNIT

Wireless handset

Standard



ARC91A151
(Cooling Only)

1 TR (Tons of Refrigeration) = 3.517 kW

FEATURES

Main Function	Brief of Function
ON/OFF	To Start/Stop the Unit
Mode	Cool Mode Fan Mode Dry Mode
Temperature	The Default Set Temperature will be 24°C and User can change desired temperature between 18°C to 32°C
Fan Speed	Fan Speed can be set to "Auto>Low>Low Medium>Medium>Medium High>High"
Power Chill	System will Operate at Maximum Efficiency for Powerful cooling for 20 Minutes .
Swing	Flaps will Start to swing /Stop at a Desired position.
Good Sleep	User can prevent excessive cooling of room during sleep.
Coanda	Directs airflow upwards.
Econo	This operation enables efficient operation by limiting the power consumption
Timer	ON Timer can be set from 1 hour to 12 hours OFF Timer can be set from 1 hour to 9 hours
Display	Display set temperature and error code in 7-Segment display in deco panel
Child Lock	Setting the Childlock disables all the buttons except the child lock .

Surround Air Flow

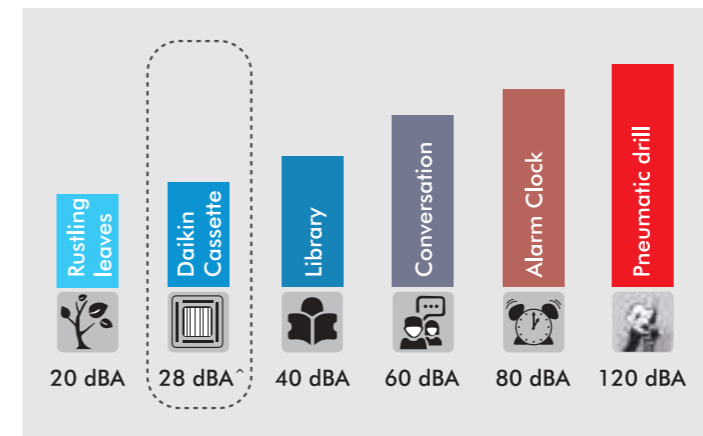
There are four additional vents for air drafts at the corners of the panel that provide enhanced air coverage. With additional feature of automatic air swing, comfortable air can be delivered to high ceiling rooms.



Superior Sound Level

With the use of Daikin's latest technology turbo fan, cassette FCQF-A series is able to achieve exceptionally low noise level.

Once the Quiet Mode* is enabled, indoor fan will run at the lowest speed, allowing the sound pressure level to go as low as 28dBA**.



**refer to model size 1.5TR & 2.0TR

Forced On/Off Operation

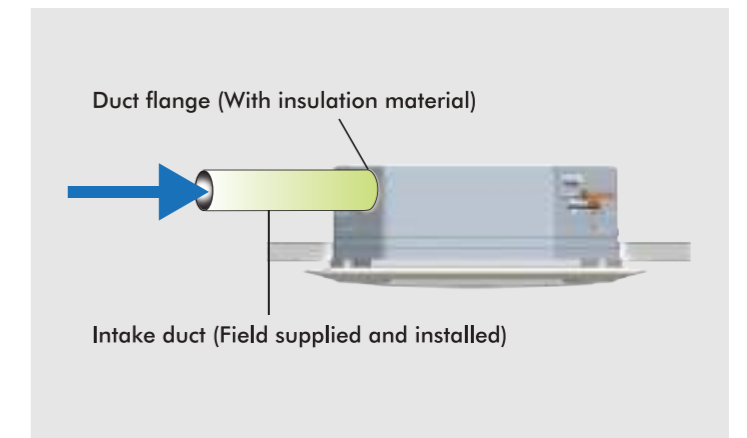
Enables to operate the unit even if the remote controller is misplaced or the remote's battery is weak. Pre-set at 24°C cool mode, just press the Forced On button for instant cooling comfort.



WORK & SERVICING

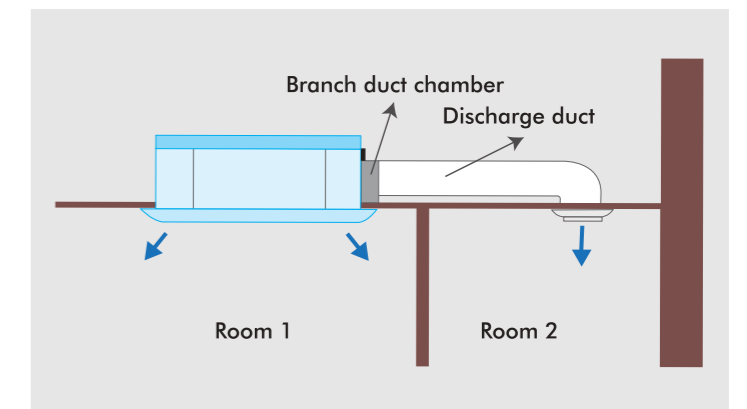
Fresh Air Intake

Keeps the introduction of fresh air intake within 20% of total air flow.



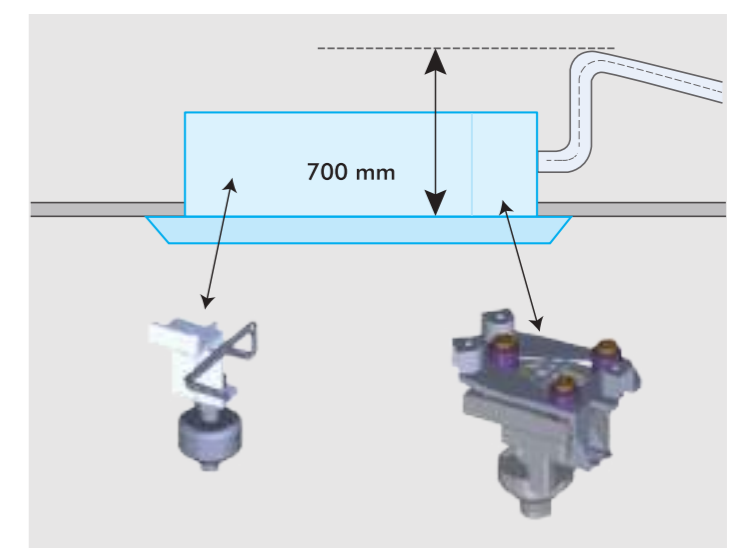
Branch Duct Connection

Improves airflow distribution when there is an obstruction. It allows usage of air-conditioning for two rooms simultaneously.



Built-in High Head Drain Pump

The unit comes with a 700mm built-in, high head drain pump. A safety float is incorporated in the drain pump to monitor its water level.





FUNCTION LINE-UP

Abundance of functions that provide comfortable air-conditioning in stores and offices

ENERGY SAVING

Energy consumption monitoring

Past power consumption is displayed for the current and previous days as well as in weekly and yearly intervals.

Sensing sensor stop mode

When the room is unoccupied, the system stops automatically.

Sensing sensor low mode

When the room is unoccupied, the set temperature is shifted automatically.

Auto display OFF

While operation is stopping, the LCD display can be turned off. It can be displayed again when any button is pressed.

Setpoint auto reset

Even if the set temperature is changed, the new set temperature returns to the previous preset value after a preset duration of time.

Setpoint range set

Saves energy by limiting the minimum and maximum set temperatures. Avoids excessive heating and cooling.

OFF timer (programmed)

Sets and saves setting for an increment of time that automatically turns off air conditioner after a preset period of time for each time operation starts.

Weekly schedule timer

Up to five operation ON/OFF settings can be programmed per day for each day of the week. Not only can the time be set for the operation ON setting, but also the temperature.

ON/OFF timer

Operation starts when the preset time of the ON timer elapses and stops when the preset time of the OFF timer elapses.

COMFORT

Circulation airflow

At the start of operation, airflow changes repeatedly between horizontal flow and downward flow (swing during cool operation), and air is sent throughout the room to eliminate uneven temperatures.

Setback

Maintains the room temperature in a specific range during unoccupied periods by temporarily starting an air conditioner that had been turned OFF.

Quick start

At operation start, capacity priority operation is possible.

Individual airflow control

Airflow direction can be individually adjusted for each air discharge outlet to deliver optimal air distribution.

Infrared presence sensor

The sensor detects the presence of people in each of the 4 areas.

Humidity sensor

Not only temperature but also humidity is detected, and adjustments are made for comfortable air conditioning.

Auto airflow function

When this function is set, airflow direction can be directed toward or away from people when human presence is detected.

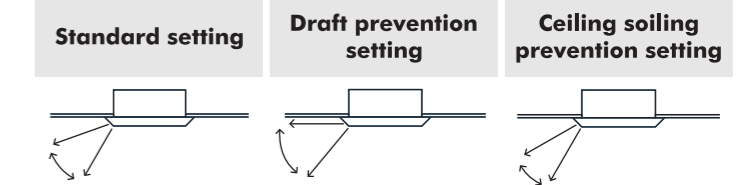
Auto swing

Delivers comfortable air-conditioning to all areas, near to and far from the air-conditioner.

- The airflow direction can be fixed at your desired angle by the remote controller.

Swing pattern selection

You can freely set air discharge settings by remote controller.




Switchable fan speed

High setting provides maximum reach while low setting minimises drafts.

High fan speed mode

You can increase fan speed approximately 10% higher than the "high" setting.



Note: Some features are only available on selected models. See overview pages for full list of features applicable to each unit.

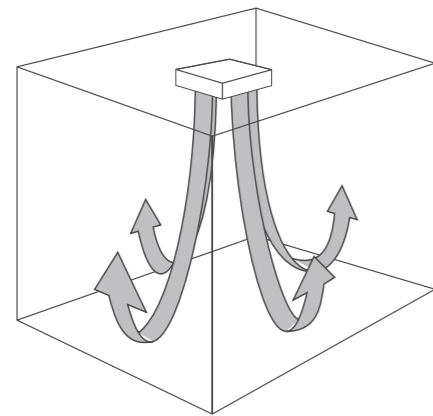
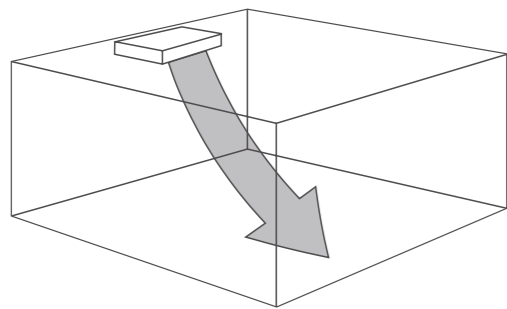
FUNCTION LINE UP (Contd.)

Two selectable temperature-sensors

Temperature-sensors are included in the indoor unit and optional wired remote controller. Temperature sensing closer to target area is possible to further increase the comfort level.

- Use the temperature-sensor in the indoor unit when controlling air conditioning from another room.

Note: Wireless remote controllers have no temperature-sensor.



High ceiling application

Delivers air-conditioning comfort all the way down to the floor in air-conditioning zones with high ceilings.

Note: When units are installed on high ceilings, depending on the model, various restrictions concerning maximum height, air discharge direction, and choice of options may apply.

Night quiet operation

The Automatic night quiet mode will initiate 8 hours after the peak temperature is reached in the daytime, and normal operation will resume 10 hours after that.

CLEANLINESS

Anti-bacterial air filter

The air filter has an anti-bacterial treatment to help prevent the growth of bacteria and mould on it.

Mould-proof air filter

Sanitary filter has mould-resistant treatment.

Silver ion anti-bacterial drain pan

A built-in anti-bacterial treatment that uses silver ion in the drain pan prevents the growth of slime, bacteria, and mould that cause odours and clogging.

Mould-proof drain pan

Mould-proof drain pan prevents growth of mould in highly humid conditions.

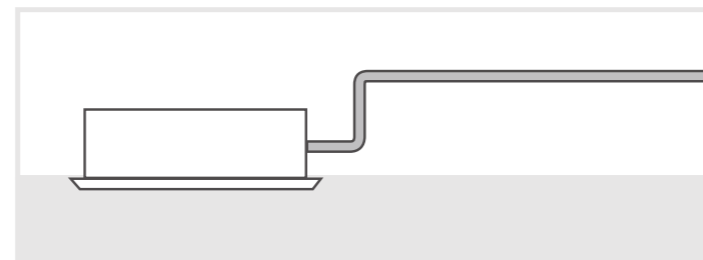
WORK & SERVICING

Auto grille panel

Grille and air filter cleaning can be performed without need for a stepladder by lowering the grille

Drain pump mechanism

Steeper gradient realises more efficient condensate drainage. High-lift is especially useful for long lengths of drain piping.



Pre-charged for up to 30 m

If refrigerant piping length does not exceed 30m, there is no need for on-site gas charging.

Long-life filter

Maintenance is not required for one year*. The filter is washable and can be reused.

**For dust concentration of 0.15 mg/m³*

Filter sign

The filter sign warns you when it is time to clean the filter.

**When using a wired remote controller the sign is displayed in the LCD. When using a wireless remote controller the filter sign lamp illuminates on the signal receiver unit.*

Low gas pressure detection

Insufficient gas charging is normally hard to detect. During test run after installation and regular inspection, the refrigerant level is monitored by a microprocessor to maintain proper gas pressure. Reliability is assured and maintenance and inspection can be carried out more quickly.

Emergency operation

Even if there is a malfunction elsewhere in the system, the fan or compressor can still be operated. (depending on the malfunction)

Self-diagnosis function

The operating parameters of indoor and outdoor units, and sensor data at critical locations throughout the system are constantly monitored using a microcomputer. To facilitate quick response in the event of a malfunction, a message appears on the LCD of the remote controller and an LED on the unit illuminates.

Service contact display

When installing the unit, registration of the service contact is available to the wired remote controller.

CONTROL

Auto-restart

If there is a power outage while the equipment is operating, operations will restart in the same mode as before the power cut when electricity is restored.

Control by 2 remote controllers

Using 2 remote controllers you can operate the equipment locally or from a remote location.

**When a wireless remote controller is used, it is not possible to use 2 wireless remote controllers.
Combination of BRC1E63 (main) and BRC7M (sub) is available.*

Group control by 1 remote controller

You can turn up to 16 indoor units ON/OFF with a single remote controller. (When using connected indoor units, the settings must all be the same and on/off will be simultaneous.)

External equipment interlock

Human presence is detected by the built-in infrared presence sensor in the sensing panel, and the presence detection signal can be output and interlocked with external equipment. Power conservation is possible though the interlock of external equipment, such as lighting, with the infrared presence sensor.

**Adaptor for Wiring (and installation box) is necessary.*

External signal forced OFF and ON/OFF operation

The air conditioner can be interlocked with the keycard system and turned ON/OFF by locking and unlocking the room. The air conditioner can be also be turned OFF by the interlock with the ventilation and lighting OFF signal.

**Field setting with remote controller.*

External command control

Operation and monitoring is carried out using the contact signal from the operation control box in the building monitoring room.

Central remote control

Optional central remote controller enables centralised control of up to 1024 indoor units (64 groups) from up to 1 km away.

Interlock control with Heat Reclaim Ventilator

Enables interlocking control with external equipment such as Heat Reclaim Ventilator.

DIII-NET communication standard*

Connection to a centralised control system is available without need for an optional adaptor.

**Available in Inverter Series only.*

OPTIONS

High-efficiency filter

Two types are available: 65% and 90% colorimetry.

Ultra long-life filter

Requires no maintenance for about 4 years* (10,000h) in stores and offices.

**For dust concentration of 0.15 mg/m³*

Fresh air intake kit

You can provide air-conditioning with fresh air from outside. Convenient for places where a ventilation fan cannot be installed.

Overvoltage PCB

Optional circuit eliminates the need for a stabiliser and offer additional protection for devices in the outdoor unit, such as its fan motor and compressor.

APPLICATION OF THE PRODUCT



RETAIL

Versatility and control are the keys to create a comfortable condition within trading areas and changing rooms that will keep customers shopping. It's important to select a system that offers excellent performance, while minimising operating costs and energy consumption.



OFFICES/BANKS

The challenge for an office or bank is the ability to effectively heat or cool open plan areas as well as meeting rooms. Cooling a meeting room when it is empty will mean running costs mount up unnecessarily. Conditions within open-plan areas are important for staff comfort levels.



IT & SERVER ROOMS

Computer systems run round the clock and require a controlled temperature environment to operate effectively. Equipment in these rooms can generate a lot of heat and not removing the heat effectively can cause computer servers to malfunction. Downtime from inoperable servers can mean lost business and productivity.



RESTAURANTS

Guests expect a perfect atmosphere, including comfortable conditions. Heat generated from lighting, the kitchen area and the dining area can all contribute to make restaurants uncomfortable with inadequate air-conditioning. Air-conditioning needs to be discreet and flexible to meet the demands of your restaurant and customers.



CEILING CONCEALED TYPE DUCTABLE AIR CONDITIONERS

INVERTER SERIES

DUCT CONNECTION MIDDLE AND HIGH STATIC PRESSURE TYPE

FDMF Series
Cooling only

FDMF SERIES

Cooling Only




R-32



Flexible use of space is made possible using ducts to create a room filled with comfort.

The compact, and elegant design Ceiling Concealed Indoor Unit of the FDMF Series are the perfect answers for the air-conditioner requirements of building with minimum Ceiling Installation space and wide-ranging external static pressure, energy saving efficiency has been improved, thereby reducing electricity consumption.


FDMF50/71/90/100/125/140



USE REMOTE CONTROLLER TO ADJUST AIRFLOW



HIGH EFFICIENCY SWING ROTARY COMPRESSOR



HIGH AMBIENT TEMPERATURE WORKING UP TO 48°C



MOST SILENT INDOOR OPERATION *26 dB



HIGH PRESSURE & COMPRESSOR OVERLOAD SAFETY



UNDER VOLTAGE & OVER VOLTAGE PROTECTION FOR ODU

ACCESSORY REQUIRED FOR INDOOR UNIT

Wireless LCD Remote Controller

Option

A signal receiver must be added to the indoor unit.



BRC4C66



SIGNAL RECEIVER UNIT (Installed type)

Wireless remote controller and signal receiver unit are sold separately.

Navigation Remote Controller

Standard



BRC1E62/BRC1E63 (Wired Remote Controller)

Note: Remote controller cable not included. Cables must be procured locally.

1 TR (tons of refrigeration) = 3.517 KW
*Applicable for selected models

FEATURES

	FDMF	Cooling Only
Comfort	Switchable fan speed (3-speed fan setting)	•
	Programme 'Dry'	•
	Two selectable temperature-sensors	*1
	Hot start (after defrost)	—
	Year-round cooling applicable	—
	Night quiet operation	*2
	Timer selector	•
	Weekly schedule timer	*3
Cleanliness	Anti-bacterial air filter	*4
	Silver ion anti-bacterial drain pan	•
Work & Servicing	Drain pump mechanism	•
	Pre-charged for up to 30 m for 90-140 models	•
	Pre-charge for up to 15m for (50/71) models.	•
	Long-life filter for 90-140 models	*4
	Filter sign	•
	Low gas pressure detection	*2
	Emergency operation	•
	Self-diagnosis function	•
Control Features	Auto-restart	•
	Auto-cooling/heating change-over	—
	Control by 2 remote controllers	•
	Group control by 1 remote controller	•
	External command control	•
	Central remote control	•
Options	Interlock control	•
	High-efficiency filter	•
Others	Anti-corrosion treated heat exchangers	*2

*1 Applicable when wired remote controller is used

*2 For outdoor units

*3 Applicable when BRC1E62 is used

*4 Option

#Due to continuous R&D, features may vary from model to model

COMFORT

• QUIET OPERATION

INDOOR UNIT	dBA	
	HIGH	LOW
50 D	33	26
71 D	38	34
90 D	38	32
100 D	38	32
125 D	42	35
140 D	42	35

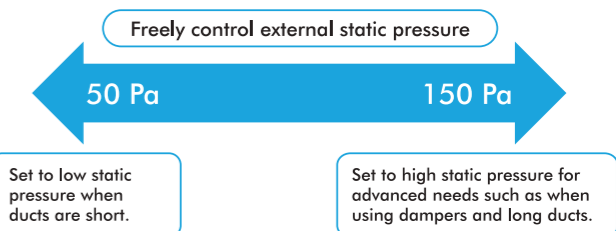
• TWO SELECTABLE TEMPERATURE-SENSORS

Both indoor unit and wired remote controller (option) contain temperature-sensors. Temperature sensing can be set at the unit or, to further improve comfort level, closer to the target area at the wired remote control. This feature must be set during commissioning by the technicians.

Temperature-sensor on indoor unit must be used when the air-conditioner is controlled from another room. Wireless remote controller does not have a temperature-sensor.

• INCREASED FREEDOM OF DESIGN, THANKS TO VARIABLE CONTROL OVER EXTERNAL STATIC PRESSURE

Comfort airflow achieved in accordance with conditions such as duct length. Using a DC fan motor, the external static pressure can be controlled within a range of 50 Pa to 200 Pa.



FDMFQ SERIES


Cooling Only



R-32



Flexible use of space is made possible using ducts to create a room filled with comfort.



FDMFQ50/71/90/100/125/140



USE REMOTE CONTROLLER TO ADJUST AIRFLOW



HIGH EFFICIENCY SWING ROTARY COMPRESSOR



HIGH AMBIENT TEMPERATURE WORKING UP TO 48°C



MOST SILENT INDOOR OPERATION *26 dB



HIGH PRESSURE & COMPRESSOR OVERLOAD SAFETY



UNDER VOLTAGE & OVER VOLTAGE PROTECTION FOR ODU

ACCESSORY REQUIRED FOR INDOOR UNIT

Wireless LCD Remote Controller

Option

A signal receiver must be added to the indoor unit.



BRC4M151W16



SIGNAL RECEIVER UNIT (Installed type)

Wireless remote controller and signal receiver unit are sold separately.

Navigation Remote Controller

Standard



BRC1E63 (Wired Remote Controller)

Note: Remote controller cable not included. Cables must be procured locally.

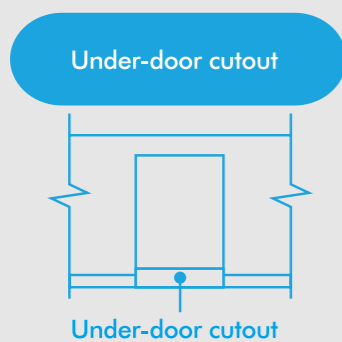
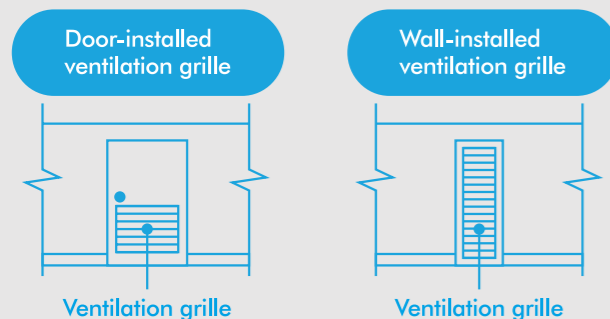
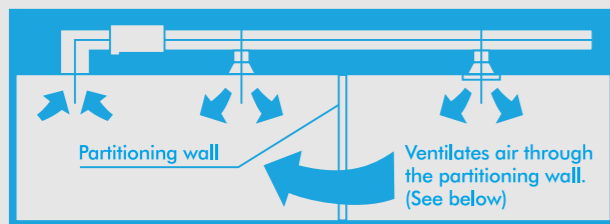
1 TR (tons of refrigeration) = 3.517 KW
*Applicable for selected models

FEATURE	FDMFQ
High Efficiency Swing Compressor	•
Night Quiet Operation	•
Silver Ion Anti-bacterial Drain Pan	•
DIII Net Compatibility	•
Auto Restart	•
Self-Diagnosis Function	•
High Pressure Compressor Overload Safety	•
Under Voltage & over Voltage Protection for ODU	•
Drain Pump Mechanism	•
*Anti-Corrosion Treatment on Outdoor Heat Exchanger Copper Tubes (Benzotriazole-BTA oil)	•
Programme Mode-Cool, Dry, Auto and Fan	•
Two Selectable Temperature Sensors (Via-Wired Remote)	•
Switchable Fan Speed (2,3 Step)	•
Pre-charged for up to 10m	•
Filter Sign	•
Emergency Operation	•
Overvoltage Printed Circuit Board	•
Weekly Schedule Timer (When wired remote BRC1E62/3 is used)	•

*Available in selected models.

• **SIMULTANEOUS AIR-CONDITIONING OF TWO ROOMS AND VENTILATION GRILLE (VENTILATION OPENING)**

When air-conditioning two rooms simultaneously, the air discharged into each room must be circulated back to the air-conditioner. To achieve this, a ventilation duct should be installed for each room or one of the indicated ventilation grilles should be installed on the partitioning wall or under the door between the rooms.



Note: The under-door cutout method should be used only when there is a small volume of airflow.


CLEANLINESS

- **BACTERICIDAL TREATMENT FOR DRAIN PAN**
Anti-bacterial treatment that includes silver ions, is used which assists in preventing the growth of microorganisms that cause smells and clogging.

WORK & SERVICING

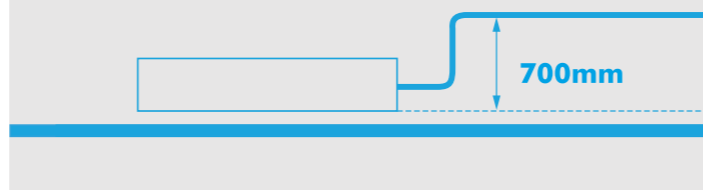
• **THIN, LIGHTWEIGHT INDOOR UNIT MAKES DELIVERY AND INSTALLATION EASY**

With a height of only 300mm, installation is possible even in buildings with narrow ceiling spaces.



Indoor unit	Height (mm)	Width (mm)	Depth (mm)	Machine weight (kg)
50 D	300	1,000	700	34
71 D	300	1,000	700	34
90 D	300	1,400	700	43
100 D	300	1,400	700	43
125 D	300	1,400	700	45
140 D	300	1,400	700	45

Drain pump is equipped as standard accessory with 700mm lift.



• **REDUCED INSTALLATION TIME**

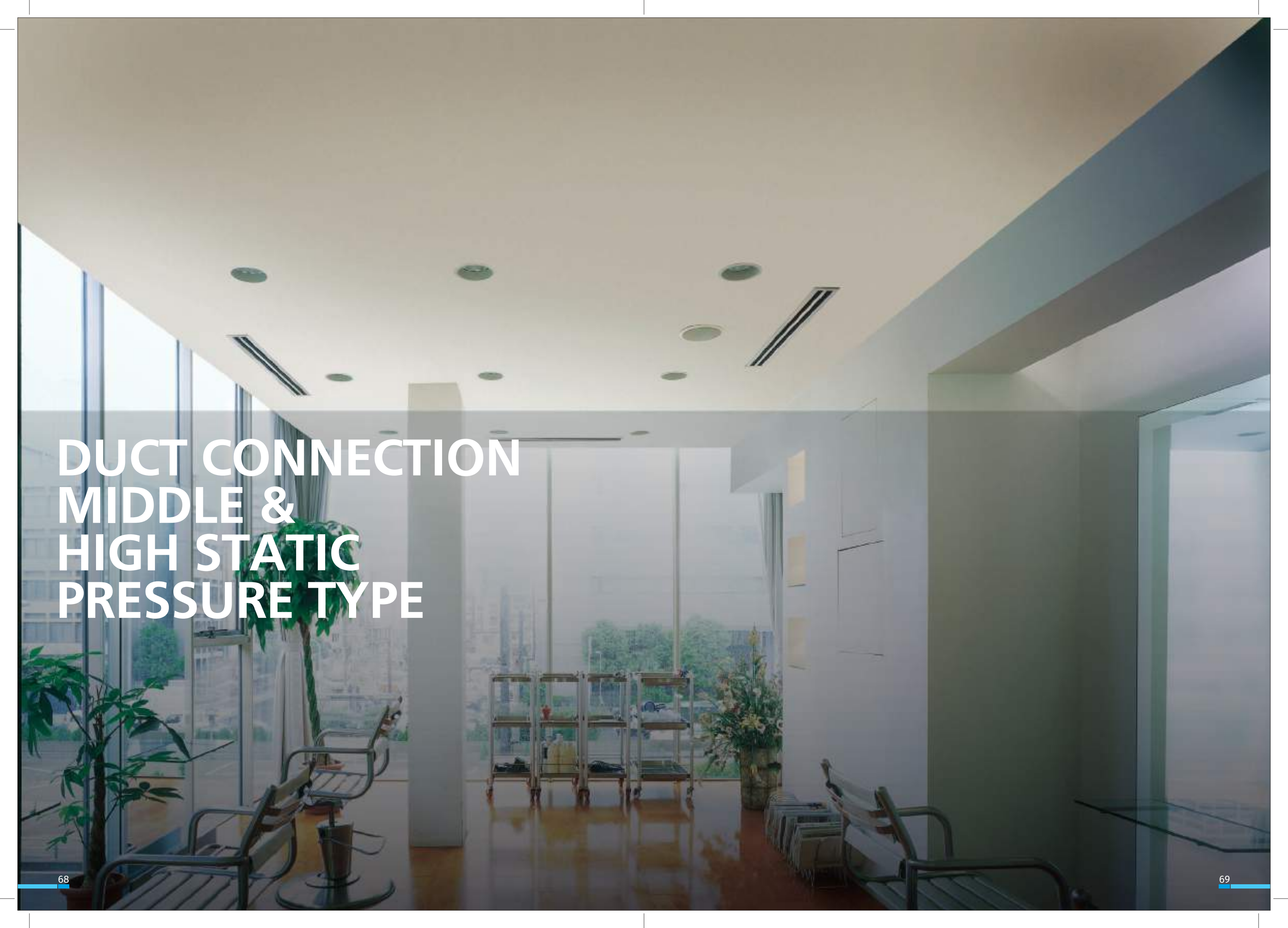
USE REMOTE CONTROLLER TO ADJUST AIRFLOW
When testing standard integrated ceiling units that employ duct work, much time is required to adjust airflow to the right level. Thanks to the ability provided by Daikin to automatically perform this troublesome adjustment using a remote controller, this step is now quick and easy. (Adjust by H tap).

1. Adjust to approximately $\pm 10\%$ of the rated H tap airflow.
2. Once actual operation has begun, adjustment of the rated airflow is not possible.

• **EASY MAINTENANCE**

Maintenance is easy because the drain pan can be removed.



A photograph of a modern hospital waiting area. The room features large windows on the left side, providing a view of a cityscape. The ceiling is white with several recessed circular lights and two long, narrow rectangular air vents. The floor is a polished, reflective surface. In the foreground, there are several metal chairs with wooden slats. In the middle ground, a metal service cart with multiple shelves is positioned near the windows. A large potted plant is visible on the left side of the room. The overall atmosphere is clean and professional.

DUCT CONNECTION MIDDLE & HIGH STATIC PRESSURE TYPE

FDMR

Cooling Only

R-410A




Compact Indoor Height 375mm

Flexible use of space is made possible using duct to meet high static and large airflow for wider coverage commercial requirements

FDMR36



3-PHASE POWER SUPPLY



HIGH AMBIENT TEMPERATURE WORKING UP TO 48°C



MOST SILENT INDOOR OPERATION 53 dB



COMPACT & SPACE SAVER IDU 375 MM



PRE CHARGE ECO GREEN REFRIGERANT

FDMR36ERV16	3.0 TR	(Cooling)
-------------	--------	-----------

ACCESSORY REQUIRED FOR INDOOR UNIT

Wired Handset

Standard



LCD TYPE
(Applicable for FDMR/FDR/FD)

CAPACITY	TONNAGE (TR)	3.0
3.0 TR NON INVERTER DUCT R-410A		3ø
STATIC PRESSURE		30 Pa

Wired Handset

Option



BRC4N151
(Cooling Only)

FDB/MF & FDMQN SERIES

Cooling Only & Heat Pump



Enhance the décor of your room with the new unobtrusive concealed series



HIGH EFFICIENCY SWING ROTARY COMPRESSOR



HIGH AMBIENT TEMPERATURE WORKING UP TO 48°C



MOST SILENT INDOOR OPERATION *26 dB



ULTRA LOW HEIGHT IDU (250MM)



SELECTABLE FAN SPEED

FDBF12~FDMF48 (COOLING ONLY)	3.5 KW ~ 14.0 KW	COOLING	R-32
FDMQN25~140 (HEAT PUMP)	2.8 KW ~ 16.1 KW	COOLING	R-410A
	2.8 KW ~ 16.1 KW	HEATING	R-410A

ACCESSORY REQUIRED FOR INDOOR UNIT

Wired Handset

Standard



BRC51A61
(Heat Pump)

(Applicable for FDMQN only)



LCD type
(Applicable for FDB/MF)

Wired Handset

Standard



BRC52A61
(Heat Pump)

(Applicable for FDMQN only)



BRC4N151
(Cooling Only)

*Available with FDMQN models.

FEATURES FDMR(Q)N

EXCELLENT AIR DISTRIBUTION

The conditioned air can be distributed evenly to every corner of the room through ducting. This helps to create a pleasant environment and maintain comfort. Furthermore, multiple areas can be conditioned simultaneously by using just one indoor unit.

AUTO RANDOM RESTART WITH LAST-STATE-MEMORY

In the event of a sudden power failure during operation, unit restarts automatically in 64 different recovery timing patterns (within 180 seconds to 244 seconds) and the unit will operate based on the previous setting (operating mode, temperature setting and fan speed). This ensures that air-conditioners in the same building resume randomly instead of all units resuming at the same time, preventing power surge after a blackout.

DOUBLE PROTECTION DRAINAGE SYSTEM

The primary drain pan is designed with high thermal insulation material and moulded in gradient for better condensate water drainage. The extra secondary drain pan 'built-in' to the standard unit offers extra protection against possible water leaking problems.

FLEXIBILITY IN SYSTEM DESIGN

The unit offers fan motor that can operate up to 4 speeds, thus providing choices of external static pressure for designing ducting system.

SELF DIAGNOSIS FEATURES

The microprocessor provides the possibility to detect and to diagnose any faults that occurs in the system. Faults are displayed as error code in the wired controller. This will ease the troubleshooting process.

FEATURES FDB/MF

WIDE EXTERNAL STATIC RANGE

Wide static range makes these series suitable to wide applications. Low static machines finds their application at space constraint areas i.e. Hotels and apartments. This series offering includes mid static machines also which meet the static requirements of long ducts and multi zones.

Refrigerant	Model Size (TR)	1.0	1.5	2.0	2.5	2.8	3.5	4.0
R-32	Static (Pa)	20	20	20	20	30	40	50

LOW HEIGHT APPLICATION


New residential and commercial spaces, HVAC requirement are tilting towards low height indoor machines. FDBF range of low static machines with unit's height as low as 250 mm are the perfect match for low ceiling height installations.

Model Size (TR)	1.0	1.5	2.0	2.5	2.8	3.5	4.0
Unit Height (mm)	250	250	250	295	295	295	295

QUIET OPERATION

Daikin ceiling concealed machines are designed to keep enclosed area super quiet. Enclosed areas air-conditioned by FDBF machines are quieter than libraries.

Model Size (TR)	Speed	1.0	1.5	2.0	2.5	2.8	3.5	4.0
Sound Level dBA	H	36	39	43	43	42	42	49
	M	34	36	40	40	39	39	45
	L	32	34	38	38	36	36	43



FEATURES



NEW WIRED LCD REMOTE CONTROLLER

New LCD based wired type remote handset with alphabetic error display like HP, LP, SPPR, indoor fan current sensor etc. In-built energy saver dedicated button and glossy finish.



HIGH PERFORMANCE EVEN AT HIGH AMBIENT TEMPERATURE

Always keeping your comfort in mind, Daikin ducted air conditioners work at high ambient temperature (48°C) without tripping. Get the best out of Daikin ducted air conditioners even in hot weather conditions.



UNDER VOLTAGE AND OVER VOLTAGE PROTECTION

Given the erratic electricity supply it becomes important that your air conditioners are guarded against under voltage and over voltage. Daikin ducted air conditioners offer protection against voltage fluctuation thus enhancing the operating life of your air conditioners.



PHASE IMBALANCE VOLTAGE

It is vital that your air conditioner is protected against imbalance and Daikin duct air conditioners offer this protection to ensure reliable operation of the air conditioner.

Electrical equipment especially motors and their controllers will not operate reliably on unbalanced voltages. Greater imbalances may cause overheating of components and damage the air conditioners.



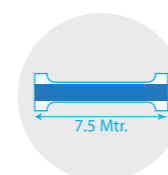
PHASE LOSS PROTECTION

In case of any phase loss Daikin machine will display error on its controller.



PHASE REVERSE PROTECTION

Phase reversal could cause serious problems therefore much care is required to protect the motor from such type of fault. Daikin duct air conditioners offer protection from phase reversal thus enhancing the life of the air conditioners.



PRE-CHARGED REFRIGERANT

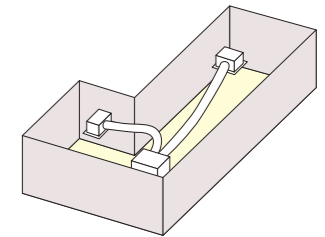
FDMR36ERV16 model is available with pre-charged refrigerant for 7.5 meter piping length. No need for additional refrigerant charge on-site if piping length is upto 7.5 meters.

COMFORT

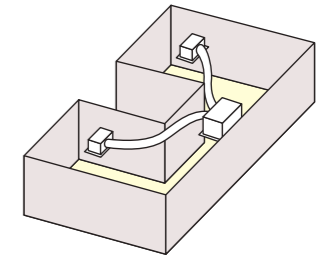
SUPERIOR AIR DISTRIBUTION FOR COMFORTABLE LIVING

The conditioned air can be effectively distributed to every corner of the room through the ducting and this ensures a pleasant environment for comfortable living.

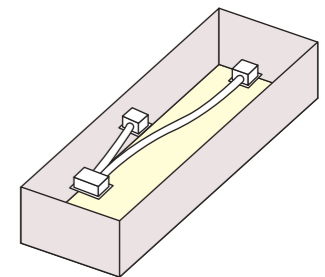
L-SHAPED ROOM




U-SHAPED ROOM



LONG ROOM



OUTDOOR UNIT COMPACT DESIGN



APPLICATION OF THE PRODUCT



RETAIL

Versatility and control are the keys to create a comfortable condition within trading areas and changing rooms that will keep customers shopping. It's important to select a system that offers excellent performance, while minimising operating costs and energy consumption.



OFFICES / BANKS

The challenge for an office or bank is the ability to effectively heat or cool open plan areas as well as meeting rooms. Cooling a meeting room when it is empty will mean running costs mount up unnecessarily. Conditions within open-plan areas are important for staff comfort levels.



IT & SERVER ROOMS

Computer systems run round the clock and require a controlled temperature environment to operate effectively. Equipment in these rooms can generate a lot of heat and not removing the heat effectively can cause computer servers to malfunction. Downtime from inoperable servers can mean business loss and productivity.



RESTAURANTS

Guests expect a perfect atmosphere, including comfortable conditions. Heat generated from lighting, the kitchen area and the dining area can all contribute to make restaurants uncomfortable with inadequate air-conditioning. Air-conditioning needs to be discreet and flexible to meet the demands of your restaurant and customers.



FLOOR STANDING TYPE

FVRN & FVQN Series
Cooling only & Heat Pump

FVRN & FVQN SERIES

Cooling Only & Heat Pump

R-410A



An ideal way of saving space with style and functionality, with its ease of installation. It is suited to be installed in offices, commercial shops, restaurants and showrooms.



SELECTABLE FAN SPEED



QUIET MODE



WITH WIRELESS CONTROLLER*



DRY MODE



WASHABLE SARANET FILTER*

FVRN71~140 (COOLING ONLY)	8.3KW ~ 16.1 KW	COOLING
FVQN100 ~ 140 (HEAT PUMP)	11.7KW ~ 16.1 KW	COOLING
	11.7KW ~ 16.0 KW	HEATING

ACCESSORY REQUIRED FOR INDOOR UNIT

Wired Handset

Standard



BRC52A62
(Cooling Only)



BRC52A61
(Heat Pump)

Wired Handset

Option




BRC51A62
(Cooling Only)

BRC51A61
(Heat Pump)

COMFORT

FLOOR STANDING AIR FLOW

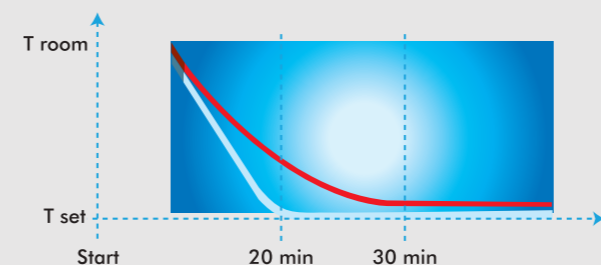
The floor standing is able to achieve air flow distance up to 25m*



*Note: Based on size 140

TURBO MODE

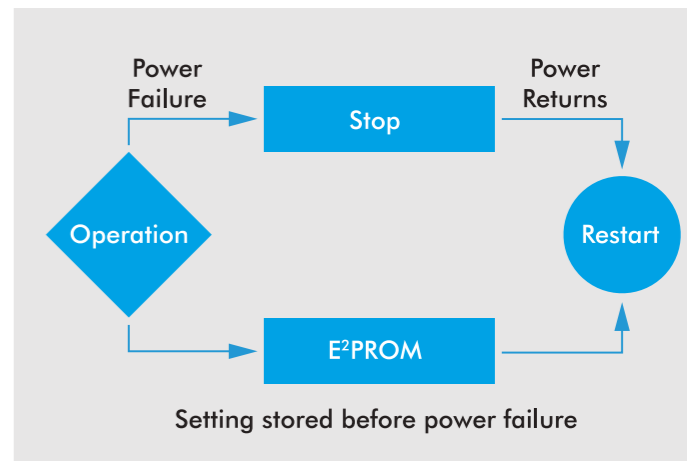
Once it is activated the air-conditioner will run on full power with the indoor fan running at maximum speed for 20 minutes. This enables the set temperature to be achieved faster.



AUTO RANDOM RESTART WITH LAST-STATE-MEMORY

In the event of a sudden power failure during operation, the floor standing restarts automatically in 64 different recovery timing patterns (within 180 seconds to 244 seconds) and it will operate based on the previous settings (operating mode, temperature setting and fan speed). This ensures that air-conditioners in the same building resume randomly instead of all units resuming at the same time, preventing power surge after a blackout.

SAFETY CACHE DURING REMOVAL OF FILTER FOR PREVENTION OF ACCESS TO ELECTRICAL AND MECHANICAL PARTS



WORK & SERVICING

LOCATION OF CONDENSATE WATER DRAIN PUMP

* Condensate water drain pump is optional, separately purchased and field installed.



Piping

Floor Standing Type

CONTROLLERS

The floor standing unit can be controlled by following methods:

- Settings by pressing the control panel on the unit.
- Settings by using the wireless controller (wireless controller comes as standard)
- Settings by wired remote controller (optional)

FLOOR STANDING CONTROL PANEL

A stylish black control panel with white LED light for crisp clear display.

REMOVABLE WASHABLE SARANET FILTER



White display lights up to indicate modes and temperature setting when switched on

KEY LOCK Icon displayed when activated

KEY LOCK Function: Activation and deactivation of keylock by pressing 'SWING' and 'TURBO' together for five seconds

On State



AIR FLOW

• AUTO SWING

Left and right auto swing to cool the corners of the room.



Auto horizontal swing

The floor standing unit is incorporated with IR sensor for usage with wireless controller (wireless controller comes as standard)



- a) Prominent 40mm LCD display
- b) 'Glow in the dark' ON/OFF button
- c) Real-time clock display
- d) Dedicated button for Turbo function

OTHERS

- **SPACE IN THE UNIT BELOW THE FAN ABLE TO ACCOMMODATE DRAIN PUMP, DEPENDING ON DRAIN PUMP SIZE (DRAIN PUMP IS OPTIONAL, SEPARATELY PURCHASED AND FIELD INSTALLED)**
- **LARGE BUTTONS ON CONTROL PANEL FOR EASE OF USE**
- **ERROR CODE DISPLAY ON THE SEVEN-SEGMENT OF THE CONTROL PANEL INDICATES BY BLINKING**
- **KEY LOCK FOR PREVENTION OF SETTING CHANGE BY UNAUTHORISED PERSONNEL**

Manual setting of vertical airflow louvers

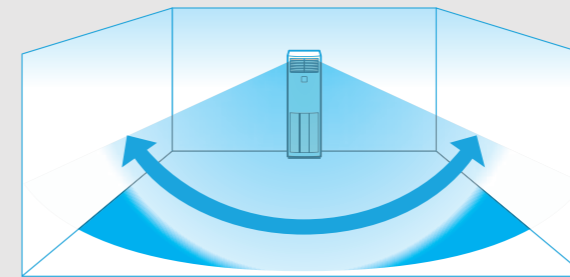
COMFORT

• NEW COMFORTABLE AIRFLOW CONTROL

1. Left and Right Directions (By Remote Controller)
Auto swing direction is selectable from three patterns to suit the layout of the room.

PATTERN 1

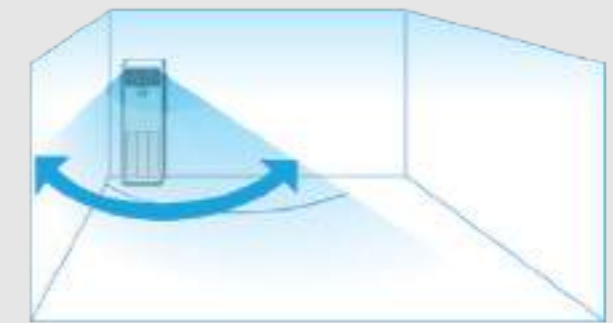
WIDE SWING TOWARD THE FRONT



WHEN INSTALLED IN THE CENTER OF A WALL

PATTERN 2

SWING ON THE LEFT SIDE



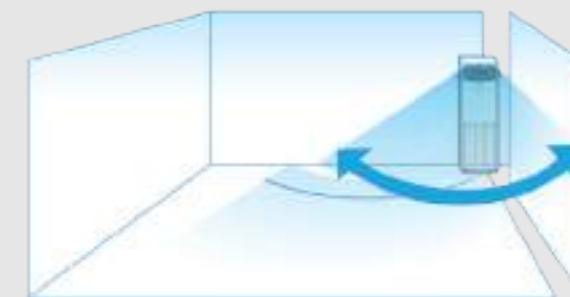
WHEN INSTALLED IN THE CORNER OF A ROOM

2. Up and Down Directions (By Hand)

Independent up and down airflow directions facilitate even room temperature and help save energy.

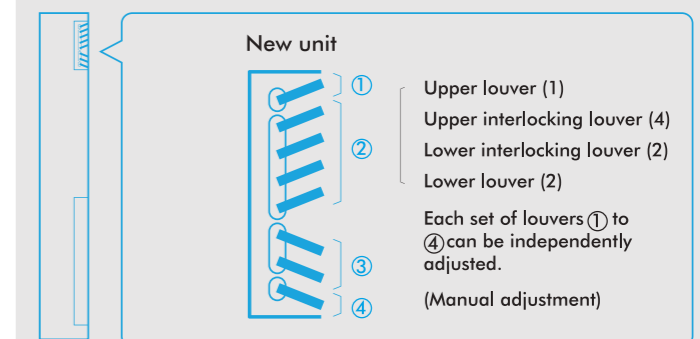
PATTERN 3

SWING ON THE RIGHT SIDE



WHEN INSTALLED IN THE CORNER OF A ROOM

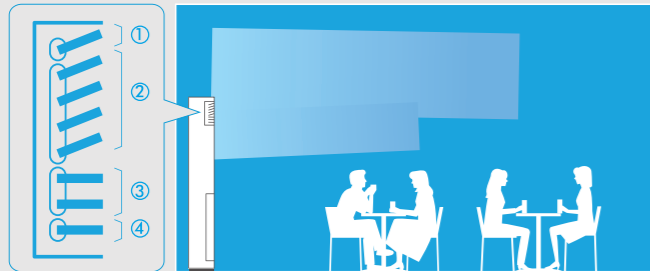
Freely select both up and down airflow direction with 8-louver (horizontal blade) operation.



Example applications


When cooling

Turning louvers ① and ② upward and turning ③ and ④ horizontal will reduce uneven room temperature.



When heating

Leaving louvers ① and ② horizontal and turning ③ and ④ downward will reduce uneven room temperature.



- **COMFORTABLE FAN SPEED CONTROL**
- **HIGH FAN SPEED MODE (ONLY FVQ 100)**
To carry airflow to the far side of the room, airflow rate can be increased 5% or 10% depending on the installation condition or customer's request (Field setting by remote controller).
- **SWITCHABLE FAN SPEED: HIGH/MIDDLE/LOW**
- **PROGRAMME 'DRY'**
Dehumidification is micro-processor controlled to prevent abrupt and uncomfortable changes in air temperature.

ENERGY SAVING

A DC fan motor improves efficiency.

Benefit

It saves power; ideal for long usage



QUIET OPERATION



INDOOR UNIT	HIGH	MIDDLE	LOW
100 C	50	47	44
125 C	51	48	46
140 C	53	51	48

Note: Anechoic chamber conversion value, measured according to JIS parameters and criteria. During operation these values are somewhat higher owing to ambient conditions.

QUICK AND EASY INSTALLATION AND MAINTENANCE

WORK & SERVICING

- **LIGHTWEIGHT INDOOR UNIT**
Enables smooth transport and installation of the indoor unit.
- | INDOOR UNIT | 100 C | 125 C | 140 C |
|-------------|-------|-------|-------|
| WEIGHT | 47 | 47 | 47 |
- **LONG-LIFE FILTER LASTS ABOUT 1 YEAR*, MAINTENANCE NOT REQUIRED**
*For dust concentration of 0.15 Mg/M
 - **EMPLOYS A SAFETY LOCK FUNCTION OF SUCTION GRILLE**
The grille will not open even upon impact.
 - **EASIER CONNECTION WITH THE CENTRALISED CONTROL SYSTEM**

CONTROLLERS

Easy-to-read LCD remote controller allows various system control configurations and can control multiple indoor units.

Remote controller options are shown on the page introducing each indoor unit model.

NAVIGATION REMOTE CONTROLLER (Wired LCD Remote Controller)



BRC1E63

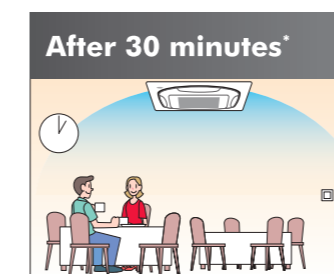


This simple, modern designed remote controller with fresh white colour matches your interior design. Operation is much easier and smoother, just follow the indications on the navigation remote controller.

ENERGY SAVING

NEW Setpoint auto reset

- Even if the set temperature is changed, the new set temperature returns to the previous preset value after a preset duration of time.
- Period selectable from 30, 60, 90, or 120 min.

Restaurant example



Automatically returns to preset temperature (27°C)

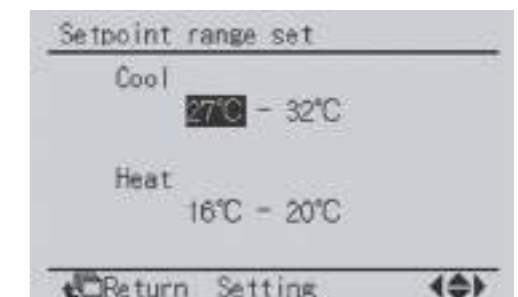
*Preset-return time can be set at 30, 60, 90, or 120 min

OFF timer (programmed)

- Sets and saves setting for an increment of time that automatically turns OFF air conditioner after a preset period of time for each time operation starts.
- Period can be preset from 30 to 180 minutes in 10-minute increments.

Setpoint range set

- Saves energy by limiting the min. and max. set temperature.
- Avoids excessive heating or cooling.
- This function is convenient if the remote controller is installed where anyone can change the settings.



CONVENIENCE

5-step airflow control (BRC1E63 only)

Energy consumption monitoring^{*1,2,3,4}

- Past power consumption for the current and previous days (2-hour intervals), week (1-day intervals), and year (1-month intervals) can be checked.

Note:

- *1 Availability of this function may vary according to model (limited to partial functionality)
- *2 Time setting is necessary.
- *3 This function cannot be used during group control.
- *4 This is a reference value for comparison and is not intended as a value for investigation purposes in the calculation of electricity bills or contract for electricity. Because it is a simple calculation of power consumption, there are cases when the calculated value differs with the measurement results of a wattmeter.

Setback (default: OFF)

- Maintains the room temperature in a specific range during unoccupied periods by temporarily starting an air conditioner that had been turned OFF.

Weekly schedule

- 5 actions per day can be scheduled for each day of the week.
- The holiday function will disable schedule timer for the days that have been set as holiday.

CONTROLLERS (Contd.)

- 3 independent schedules can be set. (e.g. summer, winter, mid-season)

Schedule nr 1				
	Time	Act	Cool	Heat
Mon	8:30	ON	25°C	—
	10:00	OFF	—°C	—°C
	13:00	ON	25°C	—
	15:00	OFF	—°C	—°C

Return Setting

NEW Auto display off (BRC1E63 only)

Energy consumption monitoring ^{1,2,3,4}

- While operation is stopping, LCD display can be turned OFF. It will be displayed again if any button is pressed.
- Period can be preset from 10, 30, 60 minutes, and OFF. Initial setting is 30 minutes.

WIRELESS LCD REMOTE CONTROLLER

NEW


Signal receiver unit is additional	Cooling Only
R/F Cassette	BRC7M632F-6
NRF Cassette	BRC7M632F-6
1-Way Cassette	BRC4M61-6
2X2 Cassette	BRC7M630W-6

BRC4M150W16

- The wireless remote controller is supplied in a set with a signal receiver.
- Signal receiver unit of installed type is contained inside decoration panel or indoor unit.
- Shape of signal receiver unit differs according to the indoor unit.

Note: The signal receiver unit shown in the photograph is for mounting inside the decoration panel of the ceiling mounted cassette type.

- Backlight LCD of new wireless remote controller



Pressing the backlight button helps operating in dark rooms.

Wired remote controller has built-in temperature-sensor

Enables temperature sensing closer to target area for improved comfort. (When using a remote control from another room, temperature-sensor of the indoor unit air inlet must be selected.)

Facilitates maintenance and repair

- All initial settings can be set from the remote controller. After interior construction is complete, ceiling mounted cassette type can be remotely set without having to use a stepladder to access for manual setting.

Setting contents: High ceiling use, air direction, filter type, address for centralised control (group control address is set automatically).

- Remote controller is equipped with model name and failure display functions. This facilitates service in the unlikely event of a malfunction.

(Model name display function applies to BRC1E62/63 only.)

SkyAir shares common control with Heat Reclaim Ventilator and the other Daikin air-conditioning units, thus simplifying interlocking operations.

Easily adaptable to large-scale, high-function, centralised remote control systems.

Installing and connecting control wiring between SkyAir and other Daikin air-conditioning equipment is easy.

LCD panel shows operating status in letters, numbers, and motion.

Airflow / swing display	Displays auto-swing operating status and setting position of air discharge angle.
Preset temperature/operation mode display	Displays preset room temperature and operating status (fan, dry and cool).
Programming time display	Operation start and stop time can be set for individual timers up to 72 hours. The LCD also shows when it is time to clean the filter, when changeover is under centralised control, and ventilation/cleaning.
Self-diagnosis function	Monitors operating status within the system covering 40 items, and displays a message to indicate as soon as a malfunction occurs.

Interface adaptor for SkyAir series

DTA112BA51 (Option)

Enables centralised control via connection to a high-speed, DIII-NET communication system, adopted for the Daikin VRV system.

Necessary for interface adaptor for SkyAir series with the central remote control units shown at above.

The interface adaptor for SkyAir series is required for Compact multi flow cassette type (FFF).

STYLISH REMOTE CONTROLLER (OPTION) - MADOKA



BRC1H61W (White)

BRC1H61K (Black)

A complete redesigned controller focused to enhance user experience

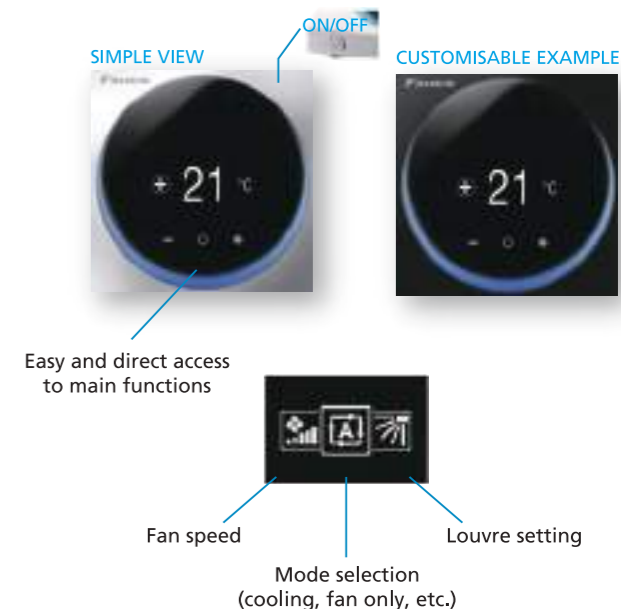


Product Features

- Combines refinement and simplicity
- Echoes the distinct blue circle and simplicity of design
- Two attractive colours to match any interior
- Compact, measures only 85 x 85 mm

User-friendly interface

- Just three buttons and a large-figure display
- Customisable display
- Direct access to basic functions (ON/OFF, Operation mode, temperature setting, Airflow rate and Airflow direction)



EASY SETTING VIA BLUETOOTH APP WITH SMARTPHONE (For Installer / Facility manager)

Keep hotel room comfortable

- Improved setback function by setting the lower temperature limit in cooling mode.

Shorter installation time

- Easy to create multiple remote control and field settings via App
- Prepare a setting in advance at the office and immediately send it to the on-site remote controller
- Save and reuse settings



< App screen image >

TECHNICAL SPECIFICATIONS 5 STAR INVERTER CASSETTE AC (FCMF-SERIES)



Nominal Capacity		TR	1.5	2	2.5	3	3.5	3.5	4	4	
Model Name	Indoor Unit		FCMF50ARV169	FCMF71ARV169	FCMF90ARV169	FCMF100ARV169	FCMF125ARV169	FCMF125ARV169	FCMF140ARV169	FCMF140ARV169	
	Outdoor Unit		RZMF50BRV169	RZMF71BRV169	RZMF90BRV169	RZMF100BRV169	RZMF125BRV169	RZMF125BRV169	RZMF140BRV169	RZMF140BRV169	
Remote	Wireless	Optional	BRC91A152								
	Signal Receiver Unit -Model Number		BRC7M632F-6								
	Wired	Optional	BRC1E63								
Panel Code	With Sensing		BYCQ12SEEF6								
Power supply			230V/50Hz/1ph	230V/50Hz/1ph	230V/50Hz/1ph	230V/50Hz/1ph	230V/50Hz/1ph	400V/50Hz/3ph	230V/50Hz/1ph	400V/50Hz/3ph	
Cooling Capacity -Rated (min~max)		kW	5.27 (3.2~5.6)	7.1 (3.2~8.0)	9.0 (4.5~10.1)	10.51 (5.0~11.2)	12.5 (5.7~14.0)	12.5 (5.7~14.0)	14.0 (6.2~15.5)	14.0 (6.2~15.5)	
Power Consumption	Cooling-Rated	kW	1.36	1.92	2.42	3.1	4.26	4.08	4.95	4.95	
Annual Power Consumption		kWh	842.77	1133.54	1436.16	2057.73	2513.48	2513.48	2886.34	2852.03	
ISEER		Wh/Wh	5.2/5	5.2/5	5.1/5	4.51/5	4.10/5	4.15/5	4.10	4.10	
Indoor Unit	Colour		Galvanized Steel Coated Color								
	Air Flow Rate (H/HM/M/ML/L)	m ³ /min	23/21/18.5/16/13.5			34.5/31/27.5/24/20			36.5/33/29/25/21		
		cfm	812/742/653/565/477			1218/1095/971/848/706			1288/1165/1024/883/742		
	Sound Level (H/HM/M/ML/L)	dB(A)	37/34.5/32/29.5/27.5			45/41.5/38/35/32.5			46/43/40/36/32.5		
	Dimensions (HxWxD)	Unit	mm	256x840x840			298x840x840				
		Panel	mm	50x950x950							
Machine Weight	Unit	kg	22			25					
	Panel	kg	5.5								
Outdoor Unit	Colour		Ivory White								
	Compressor	Type	Hermetically Sealed Swing Type								
		Motor Output	kW	1.3	1.3	1.6	1.6	2.4	2.4	2.4	2.4
	Refrigerant		R-32								
	Refrigerant Charge	kg	1.09	1.3	2.8	2.8	3.1	3.1	3.1	3.1	
	Sound Level	Cooling	dB(A)	48	50	51	51	55	55	55	55
	Dimensions (HxWxD)	mm	595x845x300	595x845x300	990x940x320	990x940x320	990x940x320	990x940x320	990x940x320	990x940x320	
	Machine Weight	kg	36.5	40	57	57	69	69	71	71	
	Certified Operation Range	°CDB	21~52								
	Piping Connections	Liquid (Flare)	mm	9.52							
Gas (Flare)		mm	15.88								
Drain		mm	Dia 26 (Hole)								
Max. Interunit Piping Length	m	30	30	50	50	50	50	50	50		
Max. Installation Level Difference	m	20	20	30	30	30	30	30	30		

1. Rated cooling capacities are based on the following conditions: Indoor temp., 27°CDB, 19.0°CWB; Outdoor temp. 35°CDB. Equiv. refrigeration piping, 7.5m (horizontal).
2. Anechoic chamber conversion value, measured according to JIS parameters and criteria. During operation these values are somewhat higher owing to ambient conditions.
3. Star rating is applicable for single phase units upto a rated cooling capacity of 10,465 Watts as defined by Bureau of Energy Efficiency, Ministry of Power.
4. Star Rating is now applicable under Voluntary phase for Three phase units above a rated capacity of 10,465 watts as defined by Bureau of Energy Efficiency, Ministry of Power.

TECHNICAL SPECIFICATIONS 4 STAR INVERTER CASSETTE AC (FCVF-SERIES)



Nominal Capacity		TR	1.5	2	2.5	3	3.5	3.5	4	4	
Model Name	Indoor Unit		FCVF50ARV169	FCVF71ARV169	FCVF90ARV169	FCVF100ARV169	FCVF125ARV169	FCVF125ARV169	FCVF140ARV169	FCVF140ARV169	
	Outdoor Unit		RZVF50BRV169	RZVF71BRV169	RZVF90BRV169	RZVF100BRV169	RZVF125BRV169	RZVF125BRV169	RZVF140BRV169	RZVF140BRV169	
Remote	Wireless	Optional	BRC91A152								
	Signal Receiver Unit -Model Number		BRC7M632F-6								
	Wired	Optional	BRC1E63								
Panel Code	Without Sensing		BYCQ12SEAF6								
Power Supply			230V/50Hz/1ph	230V/50Hz/1ph	230V/50Hz/1ph	230V/50Hz/1ph	230V/50Hz/1ph	400V/50Hz/3ph	230V/50Hz/1ph	400V/50Hz/3ph	
Cooling Capacity -Rated (min~max)		kW	5.27 (3.2~5.6)	7.1 (3.2~8.0)	9.0 (4.5~10.1)	10.51 (5.0~11.2)	12.5 (5.7~14.0)	12.5 (5.7~14.0)	14.0 (6.2~15.5)	14.0 (6.2~15.5)	
Power Consumption	Cooling-Rated	kW	1.45	2.01	2.51	3.26	4.45	4.45	5.25	5.12	
Annual Power Consumption		kWh	842.77	1133.54	1436.16	2057.73	2513.48	2513.48	2886.34	2852.03	
ISEER		Wh/Wh	4.85/4	4.85/4	4.85/4	3.95/4	3.85/4	3.85/4	3.75/4	3.80/4	
Indoor Unit	Colour		Galvanized Steel Coated Color								
	Air Flow Rate (H/HM/M/ML/L)	m ³ /min	23/21/18.5/16/13.5			34.5/31/27.5/24/20			36.5/33/29/25/21		
		cfm	812/742/653/565/477			1218/1095/971/848/706			1288/1165/1024/883/742		
	Sound Level (H/HM/M/ML/L)	dB(A)	37/34.5/32/29.5/27.5			45/41.5/38/35/32.5			46/43/40/36/32.5		
	Dimensions (HxWxD)	Unit	mm	256x840x840			298x840x840				
		Panel	mm	50x950x950							
Machine weight	Unit	kg	22			25					
	Panel	kg	5.5								
Outdoor Unit	Colour		Ivory White								
	Compressor	Type	Hermetically Sealed Swing Type								
		Motor output	kW	1.3	1.3	1.6	1.6	2.4	2.4	2.4	2.4
	Refrigerant		R-32								
	Refrigerant Charge	kg	1.09	1.3	2.8	2.8	3.1	3.1	3.1	3.1	
	Sound Level	Cooling	dB(A)	48	50	51	51	55	55	55	55
	Dimensions (HxWxD)	mm	595x845x300	595x845x300	990x940x320	990x940x320	990x940x320	990x940x320	990x940x320	990x940x320	
	Machine Weight	kg	36.5	40	57	57	69	69	71	71	
	Certified Operation Range	°CDB	21~52								
	Piping Connections	Liquid (Flare)	mm	9.52							
Gas (Flare)		mm	15.88								
Drain		mm	Dia 26 (Hole)								
Max. Interunit Piping Length	m	30	30	50	50	50	50	50	50		
Max. Installation Level Difference	m	20	20	30	30	30	30	30	30		

1. Rated cooling capacities are based on the following conditions: Indoor temp., 27°CDB, 19.0°CWB; Outdoor temp. 35°CDB. Equiv. refrigeration piping, 7.5m (horizontal).
2. Anechoic chamber conversion value, measured according to JIS parameters and criteria. During operation these values are somewhat higher owing to ambient conditions.
3. Star rating is applicable for single phase units upto a rated cooling capacity of 10,465 Watts as defined by Bureau of Energy Efficiency, Ministry of Power.
4. Star Rating is now applicable under Voluntary phase for Three phase units above a rated capacity of 10,465 watts as defined by Bureau of Energy Efficiency, Ministry of Power.

TECHNICAL SPECIFICATIONS 3 STAR INVERTER 1 WAY CASSETTE AC (FKCAQ-SERIES) 

Nominal Capacity	kW		5	7
Model Name	Indoor Unit		FKCA050AV16	FKCA071AV16
	Outdoor Unit		RZVF050ARV16	RZVF071ARV16
Unit	Power supply		230V/50Hz/1ph	230V/50Hz/1ph
	Cooling capacity -Rated /Half(min ~max)	kW	5.0/2.5 (1.8 ~5)	7/3.5 (2.06~7)
	Power consumption	kW	1.65	2.32
	Annual Power Consumption	kWh	943	1338
	ISEER / Stars		4.10/ 3*	4.05 / 3*
Indoor Unit	Indoor Unit Color		Galvanized Steel Coated	
	Airflow rate	m³/min	12.3/11.6/10.7/10.3/9.8	18/16.6/15.3/13.9/12.5
		cfm	436/410/379/364/348	635/587/540/491/443
	Sound level	dB(A)	38/36/35/34/33	48/46/44/42/40
	Dimensions (HxWxD)	mm	145 x 1210 x 523	
	Machine weight	kg	20	
	Drain	mm	Ø26 Hole	
	Outdoor Unit	Colour		Ivory White
Compressor		Type	Hermetically Sealed Swing Type	
		Motor output	kW	1.3
Refrigerant			R-32	
Refrigerant charge		kg	0.98	1.04
Sound level (Cooling)		dB(A)	54	54
Dimensions (HxWxD)		mm	595 x 845 x 300	
Machine weight		kg	31	39
Certified operation range		°CDB	21 ~ 52	
Deco.		Model Name		BYKQ63AHW, BYKQ63AHS, BYKQ63AW
Panel	Color		BYKQ63AHW - Surface Color: White & Base Color: Dark Grey	
			BYKQ63AHS - Surface Color: Silver & Base Color: Dark Grey	
			BYKQ63AW - Surface Color: White & Base Color: White	
	Dimensions (HxWxD)	mm	41 x 1390 x 595	
Piping connections	Liquid (Flare)	mm	6.35	6.35
	Gas (Flare)	mm	12.7	15.9
Max. interunit piping length		m	20	20
Max. installation level difference		m	20	20

1. Rated cooling capacities are based on the following conditions: Indoor temp., 27°CDB, 19.0°CWB; Outdoor temp. 35°CDB. Equiv. refrigeration piping, 7.5m (horizontal).
2. Anechoic chamber conversion value, measured according to JIS parameters and criteria. During operation these values are somewhat higher owing to ambient conditions.
3. Star rating is applicable for single phase units upto a rated cooling capacity of 10,465 Watts as defined by Bureau of Energy Efficiency, Ministry of Power.
4. Star Rating is now applicable under Voluntary phase for Three phase units above a rated capacity of 10,465 watts as defined by Bureau of Energy Efficiency, Ministry of Power.

TECHNICAL SPECIFICATIONS 3 STAR INVERTER 3x3 CASSETTE AC (FCVFQ-SERIES) 

Nominal Capacity	TR	1.5	2	2.5	3	3.5	4	
Model Name	Indoor Unit	FCVFQ50AV16	FCVFQ71AV16	FCVFQ90AV16	FCVFQ100AV16	FCVFQ125AV16	FCVFQ140AV16	
	Outdoor Unit	RZVFQ50AV16	RZVFQ71AV16	RZVFQ90AV16	RZVFQ100AV16	RZVFQ125AV16	RZVFQ140AV16	
Remote Control	Wireless(Optional)	Model No.	BRC91A152					
	Wired(Optional)	-----	BRC7M632F-6					
Decorative Panel	Model Name	-----	BRC1E63					
			BYCQ125EAF6 (Non Sensi)					
Performance	Rated Cooling Capacity	kW	5.3	7.1	9	10.5	14	
	Min~Max Capacity	kW	1.8~5.3	2.2~7.1	4.5~10.1	5.0~10.5	5.7~14.0	6.2~15.5
	Rated Power Input	Watt	1420	2350	2820	3430	4600	5480
	ISEER	Wh/Wh	3.99	3.99	3.99	3.66	3.66	3.66
	Annual Power Consumption	kWh	1022.39	1378.89	1745.56	2221.32	2652.48	2971.47
	BEE Star Rating	Star	3-Star					
	Operating Range	IDU (DB)°C	19~35					
		ODU (DB)°C	19~50					
	Power Supply	V/Hz/ph	230V/50Hz/1ph				400V/50Hz/3ph	
	Refrigerant	-----	R-32					
Indoor Unit	Casing Size	HxWxD (mm)	256x840x840		298x840x840			
	Casing Color	-----	Galvanized Steel Coated					
	Air Flow Rate (Hi)	cfm (H/HM/M/ML/L)	812/741/653/565/476		1218/1095/972/848/707		1288/1165/1025/883/742	
	Fan Speed	Nos	5					
	Sound Pressure Level	dB(A) (H/HM/M/ML/L)	39/37/34/32/30		47/43.5/40/37/34.5		48/45/42/38/34.5	
	Unit Weight	kg	22		25			
	Liquid Piping Dia.	mm	6.35	6.35	9.52			
	Gas Piping Dia.	mm	12.7	15.8	15.88			
	Max Total Pipe Length	mtr.	20		30	30	30	30
	Chargeless Pipe Length	mtr.	10		10	10	10	10
Standard Pipe Length	mtr.	7.5		7.5		7.5		
Max. Level Difference	mtr.	15		20	20	20	20	
Drain	mm	Dia 26 (Hole)		Dia 26 (Hole)		Dia 26 (Hole)		
(Fresh White)	Size	HxWxD (mm)	50x950x950					
Panel	Weight	kg	5.5					
Outdoor Unit	ODU Shape	-----	Side Discharge					
	ODU Qty.	Nos.	1					
	Casing Size	HxWxD (mm)	595x845x300		695x930x350		990x940x320	
	Sound Pressure Level	dB(A)	52	52	52	55/57	55/57	
	Compressor	Type/Qty-Nos.	Swing Compressor/1					
	HE Type	-----	FTHX Technology					
	Precharge & Service Valve	-----	Yes					
	Installation Kit	-----	No					
	Weight(Approx)	kg	32	40	48/44	48/44	68/62	68/62

1. Rated cooling capacities are based on the following conditions: Indoor temp., 27°CDB, 19.0°CWB; Outdoor temp. 35°CDB. Equiv. refrigeration piping, 7.5m (horizontal).
2. Anechoic chamber conversion value, measured according to JIS parameters and criteria. During operation these values are somewhat higher owing to ambient conditions.
3. Star rating is applicable for single phase units upto a rated cooling capacity of 10,465 Watts as defined by Bureau of Energy Efficiency, Ministry of Power.
4. Star Rating is now applicable under Voluntary phase for Three phase units above a rated capacity of 10,465 watts as defined by Bureau of Energy Efficiency, Ministry of Power.

**TECHNICAL SPECIFICATIONS 3 STAR INVERTER 3x3 CASSETTE AC
(FCFQ-SERIES WITH "KATAI" TECHNOLOGY)**



Nominal Capacity		TR	1.5	2	2.5	3	3.5	4
Model Name	Indoor Unit		FCFQ50AV16	FCFQ71AV16	FCFQ90AV16	FCFQ100AV16	FCFQ125AV16	FCFQ140AV16
	Outdoor Unit		RZFQ50AV16	RZFQ71AV16	RZFQ90AV16	RZFQ100AV16	RZFQ125AV16	RZFQ140AV16
Remote Control	Wireless(Optional)	Model No.	BRC91A152					
	Wired(Optional)	-----	BRC7M632F-6					
Decorative Panel	Model Name	-----	BYCQ125EAF6 (Non Sensi)					
	Rated Cooling Capacity	kW	5.3	7.1	9	10.5	12.5	14
Performance	Min--Max Capacity	kW	1.8--5.3	2.2--7.1	4.5--10.1	5.0--10.5	5.7--14.0	6.2--14.0/6.2--15.5
	Rated Power Input	kW	1420	2350	2820	3430	4600/4450	5480/5250
	ISEER	Wh/Wh	3.99	3.99	3.99	3.66	3.66/3.65	3.66/3.65
	Annual Power Consumption	kWh	1022.39	1378.89	1745.56	2221.32	2652.48	2971.47
	BEE Star Rating	Star	3-Star					
	Operating Range	IDU (DB)°C	19--35					
		ODU (DB)°C	19--50					
	Power Supply	V/Hz/ph	230V/50Hz/1ph			400V/50Hz/3ph		
	Refrigerant	-----	R-32					
	Indoor Unit	Casing Size	HxWxD (mm)	256x840x840		298x840x840		
Casing Color		-----	Galvanized Steel Coated					
Air Flow Rate (Hi)		cfm (H/HM/M/ML/L)	812/741/653/565/476		1218/1095/972/848/707		1288/1165/1025/883/742	
Fan Speed		Nos	5					
Sound Pressure Level		dBA (H/HM/M/ML/L)	39/37/34/32/30		47/43.5/40/37/34.5		48/45/42/38/34.5	
Unit Weight		kg	22		25			
Liquid Piping Dia.		mm	6.35	6.35	9.52			
Gas Piping Dia.		mm	12.7	15.8	15.88			
Max Total Pipe Length		mt.	20	30/50	30/50	30/50	30/50	
Chargeless Pipe Length		mt.	10	10	10	10	10	
Standard Pipe Length		mt.	7.5	7.5	7.5			
Max. Level Difference		mt.	15	20/30	20/30	20/30	20/30	
Drain		mm	Dia 26 (Hole)		Dia 26 (Hole)		Dia 26 (Hole)	
(Fresh White)		Size	HxWxD (mm)	50x950x950				
Outdoor Unit		Weight	kg	5.5				
	ODU Shape	-----	Side Discharge					
	ODU Qty.	Nos.	1					
	Casing Size	HxWxD (mm)	595x845x300	695x930x350		990x940x320		
	Sound Pressure Level	dBA	52	52	52	55/57	55/57	
	Compressor	Type/Qty-Nos.	Swing Compressor/1					
	HE Type	-----	KATAI Technology					
	Precharge & Service Valve	-----	Yes					
	Installation Kit	-----	No					
	Weight(Approx)	kg	32	40	48/44	48/44	68/62	68/62

1. Rated cooling capacities are based on the following conditions: Indoor temp., 27°CDB, 19.0°CWB; Outdoor temp. 35°CDB. Equiv. refrigeration piping, 7.5m (horizontal).
2. Anechoic chamber conversion value, measured according to JIS parameters and criteria. During operation these values are somewhat higher owing to ambient conditions.
3. Star rating is applicable for single phase units upto a rated cooling capacity of 10,465 Watts as defined by Bureau of Energy Efficiency, Ministry of Power.
4. Star Rating is now applicable under Voluntary phase for Three phase units above a rated capacity of 10,465 watts as defined by Bureau of Energy Efficiency, Ministry of Power.

TECHNICAL SPECIFICATIONS 2 STAR 3x3 CASSETTE AC (FCQF-SERIES FIXED SPEED)



Nominal Capacity		TR	1.5	2.0	2.5	3.0	3.5	4.0
Model Name	Indoor Unit		FCQF18ARV16	FCQF24ARV16	FCQF30ARV16	FCQF36ARV16	FCQF42ARV16	FCQF48ARV16
	Outdoor Unit		RGVF18ASV16	RGVF24ASV16	RGVF30ASV16	RGVF36ASV16	RGVF42BSV16	RGVF48BSV16
Remote	Wireless	Optional	ARC91A151					
	Wired	Optional	3P654629-1(BRC1F91)					
Panel Code	Model Number	BYCQ48EAF6						
Star Rating			2	2	2	2	2	2
Power Supply	Indoor Unit		1 Phase, 230 V, 50 Hz	1 Phase, 230 V, 50 Hz	1 Phase, 230 V, 50 Hz	1 Phase, 230 V, 50 Hz	1 Phase, 230 V, 50 Hz	1 Phase, 230 V, 50 Hz
	Outdoor Unit		1 Phase, 230 V, 50 Hz	1 Phase, 230 V, 50 Hz	1 Phase, 230 V, 50 Hz	1 Phase, 230 V, 50 Hz	3 Phase, 230 V, 50 Hz	3 Phase, 230 V, 50 Hz
Cooling Capacity -Rated		kW	5.30	7.03	8.79	10.51	12.31	13.36
Power Consumption	Cooling-Rated	Watt	1452	1926	2410	3140	3910	4200
Annual Power Consumption	Cooling-Rated	kWh	1124	1490.93	1865.6	2428.37	3024.44	NA
ISEER		Wh/Wh	3.65	3.65	3.65	3.35	3.15	3.26
Indoor Unit	Air Flow Rate (H/HM/M/ML/L)	m³/min	23/21/18.5/16/13.5	23/21/18.5/16/13.5	34.5/31/27.5/24/20	34.5/31/27.5/24/20	36.5/33/29/25/21	36.5/33/29/25/21
		cfm	812/742/653/565/477	812/742/653/565/477	1218/1095/971/848/706	1218/1095/971/848/706	1288/1165/1024/882/742	1288/1165/1024/882/742
	Sound Level (H/L)	dBA	37/34.5/32/29.5/27.5	37/34.5/32/29.5/27.5	45/41.5/38/35/32.5	45/41.5/38/35/32.5	45/41.5/38/35/32.5	46/43/40/36/32.5
	Dimensions Unit (HxWxD)	mm	256x840x840	256x840x840	298x840x840	298x840x840	298x840x840	298x840x840
	Dimensions Panel (HxWxD)	mm	50x950x950	50x950x950	50x950x950	50x950x950	50x950x950	50x950x950
	Machine Weight	kg	22	22	25	25	25	25
	Panel Weight	kg	5.5	5.5	5.5	5.5	5.5	5.5
Outdoor Unit	Compressor	Type	-----	Rotary	Rotary	Rotary	Rotary	Scroll
		Motor Output	kW	1.3	1.3	1.6	1.6	1.6
	Refrigerant Name	-----	R-32	R-32	R-32	R-32	R-32	R-32
	Sound Level	Cooling	dBA	56	56	58	58	58
Dimensions (HxWxD)	mm	595x845x300	595x845x300	990x940x320	990x940x320	990x940x320	990x940x320	
Machine Weight	kg	40	46.5	68	71	74	74	
Certified Operation Range	°CDB	19 to 48	19 to 48	19 to 48	19 to 48	19 to 48	19 to 48	
Piping Connections	Liquid (Flare)	mm	Ø6.35	Ø6.35	Ø9.5	Ø9.5	Ø9.5	Ø9.5
	Gas (Flare)	mm	Ø12.7	Ø15.9	Ø15.9	Ø15.9	Ø15.9	Ø15.9
Max. Interunit Piping Length		m	20	20	20	20	30	30
Max. Installation Level Difference		m	10	10	10	10	15	15

1. Rated cooling capacities are based on the following conditions: Indoor temp., 27°CDB, 19.0°CWB; Outdoor temp. 35°CDB. Equiv. refrigeration piping, 7.5m (horizontal).
2. Anechoic chamber conversion value, measured according to JIS parameters and criteria. During operation these values are somewhat higher owing to ambient conditions.
3. Star rating is applicable for single phase units upto a rated cooling capacity of 10,465 Watts as defined by Bureau of Energy Efficiency, Ministry of Power.
4. Star Rating is now applicable under Voluntary phase for Three phase units above a rated capacity of 10,465 watts as defined by Bureau of Energy Efficiency, Ministry of Power.

TECHNICAL SPECIFICATIONS INVERTER DUCTABLE AC (FDMF-SERIES)
DUCT CONNECTION MIDDLE AND HIGH STATIC PRESSURE
INVERTER TYPE (COOLING ONLY)



Model Name	Indoor Unit		FDMF50BRV16	FDMF71BRV16	FDMF90BRV16	FDMF100BRV16	
	Outdoor Unit		RZMF50BRV16	RZMF71BRV16	RZMF90BRV16	RZMF100BRV16	
Power Supply			1 Phase, 220-240 V, 50 Hz	1 Phase, 220-240 V, 50 Hz	1 Phase, 220-240 V, 50 Hz	1 Phase, 220-240 V, 50 Hz	
Tonnage Range			1.5 TR	2 TR	2.5 TR	2.8 TR	
Cooling Capacity-Rated (min~max)			kW 5.2 (2.3-5.6)	7.1 (3.2-8.0)	9.0 (4.5-10.1)	10.5 (5.0-11.2)	
Power Consumption	Cooling-Rated		kW 1.6	2.15	2.7	3.33	
COP			Wh/Wh 3.25	3.30	3.33	3.15	
Indoor Unit	Air Flow Rate (H/M/L)	m³/min	18/15/12.5	23/19/16	32/27/22.5	32/27/22.5	
		cfm	635/530/441	812/689/565	1130/935/795	1130/935/795	
	Sound Level (H/L)		dBA 33/29/26	38/36/34	38/34/32	38/34/32	
	Dimensions (HxWxD)		mm 300x1000x700	300x1000x700	300x1400x700	300x1400x700	
	Machine Weight		kg 34	34	43	43	
Outdoor Unit	Compressor	Type	---	Hermetically Sealed Swing Type	Hermetically Sealed Swing Type	Hermetically Sealed Swing Type	
		Motor Output	kW	1.3	1.3	1.6	1.6
	Refrigerant		---	R-32	R-32	R-32	
	Refrigerant Charge		kg	1.09 (Charged For 15m)	1.3 (Charged For 15m)	2.8 (Charged For 30m)	2.8 (Charged For 30m)
	Sound Level	Cooling	dBA	48	50	51	51
	Dimensions (HxWxD)		mm	595x845x300	595x845x300	990x940x320	990x940x320
Machine Weight		kg	36.5	40	57	57	
Certified Operation Range		°CDB	19 to 48	19 to 48	19 to 48	19 to 48	
Piping Connections	Liquid (Flare)		mm	Ø9.5	Ø9.5	Ø9.5	
	Gas (Flare)		mm	Ø15.9	Ø15.9	Ø15.9	
	Drain		mm	VP25 (I.D Ø25, O.D Ø32)	VP25 (I.D Ø25, O.D Ø32)	VP25 (I.D Ø25, O.D Ø32)	VP25 (I.D Ø25, O.D Ø32)
Max. Interunit Piping Length		m	Ref Piping Max Length -30	Ref Piping Max Length -30	50 (Equivalent length 70)	50 (Equivalent length 70)	
Max. Installation Level Difference		m	20	20	30	30	

DUCT CONNECTION MIDDLE AND HIGH STATIC PRESSURE
INVERTER TYPE (COOLING ONLY)



Model Name	Indoor Unit		FDMF125BRV16	FDMF140BRV16	FDMF125BRV16	FDMF140BRV16	
	Outdoor Unit		RZMF125BRV16	RZMF140BRV16	RZMF125BRV16	RZMF140BRV16	
Power Supply			1 Phase, 220-240 V, 50 Hz	1 Phase, 220-240 V, 50 Hz	IDU-1 Phase/ODU 3 Phase, 380-415 V, 50 Hz	IDU-1 Phase/ODU 3 Phase, 380-415 V, 50 Hz	
Tonnage Range			3.5 TR	4 TR	3.5 TR	4 TR	
Cooling Capacity-Rated (min~max)			kW 12.5 (5.7-14.0)	14.0 (6.2-15.4)	12.5 (5.7-14.0)	14.0 (6.2-15.4)	
Power Consumption	Cooling-Rated		kW 4.7	6.1	4.4	5.7	
COP			Wh/Wh 2.66	2.3	2.84	2.46	
Indoor Unit	Air Flow Rate (H/M/L)	m³/min	40/34/28	40/34/28	40/34/28	40/34/28	
		cfm	1412/1200/989	1412/1200/989	1412/1200/989	1412/1200/989	
	Sound Level (H/L)		dBA 42/39/35	42/39/35	42/39/35	42/39/35	
	Dimensions (HxWxD)		mm 300x1400x700	300x1400x700	300x1400x700	300x1400x700	
	Machine Weight		kg 45	45	45	45	
Outdoor Unit	Compressor	Type	---	Hermetically Sealed Swing Type	Hermetically Sealed Swing Type	Hermetically Sealed Swing Type	
		Motor Output	kW	2.4	2.4	2.4	2.4
	Refrigerant		---	R-32	R-32	R-32	
	Refrigerant Charge		kg	3.1 (Charged For 30m)	3.1 (Charged For 30m)	3.1 (Charged For 30m)	3.1 (Charged For 30m)
	Sound Level	Cooling	dBA	55	55	55	55
	Dimensions (HxWxD)		mm	990x940x320	990x940x320	990x940x320	990x940x320
Machine Weight		kg	69	69	69	69	
Certified Operation Range		°CDB	19 to 48	19 to 48	19 to 48	19 to 48	
Piping Connections	Liquid (Flare)		mm	Ø9.5	Ø9.5	Ø9.5	
	Gas (Flare)		mm	Ø15.9	Ø15.9	Ø15.9	
	Drain		mm	VP25 (I.D Ø25, O.D Ø32)	VP25 (I.D Ø25, O.D Ø32)	VP25 (I.D Ø25, O.D Ø32)	VP25 (I.D Ø25, O.D Ø32)
Max. Interunit Piping Length		m	50 (Equivalent length 70)	50 (Equivalent length 70)	50 (Equivalent length 70)	50 (Equivalent length 70)	
Max. Installation Level Difference		m	30	30	30	30	

Note: Rated cooling capacities are based on the following conditions: Indoor temp., 27°CDB, 19°CWB; Outdoor temp. 35°CDB. Rated heating capacities are based on the following conditions: Indoor temp., 20°CDB; Outdoor temp., 7°CDB, 6°CWB. All unit are being tested and comply to ISO 5151 (Non-ducted unit)

TECHNICAL SPECIFICATIONS INVERTER DUCTABLE AC (FDMFQ-SERIES)



Model Name	Indoor Unit		FDMFQ50AV16	FDMFQ71AV16	FDMFQ90AV16	FDMFQ100AV16	FDMFQ125AV16	FDMFQ140AV16	
	Outdoor Unit		RZMFQ50AV16	RZMFQ71AV16	RZMFQ90AV16	RZMFQ100AV16	RZMFQ125AV16	RZMFQ140AV16	
Performance	Nominal Capacity		TR	1.5	2	2.5	3	3.5	4
	Rated Cooling Capacity		kW	5.3	7.1	9	10.5	12.5	14
	Min~Max Capacity		kW	1.7~5.3	2.1~7.1	4.5~10.5	5.0~10.5	5.7~14.0	6.2~14.0
	Rated Power Input		Watt	1600	2350	2900	3800	4600	5480
	COP		Wh/Wh	3.3	3.02	3.1	2.76	NA	NA
	Operating Range	IDU (DB)°C	19~35						
		ODU (DB)°C	19~50						
	Power supply		V/Hz/ph	230V/50Hz/1ph				400V/50Hz/3ph	
	Refrigerant		----	R-32					
	Indoor Unit	Casing Size	HxWxD (mm)	300x1000x700			300x1400x700		
Casing Color		----	Galvanized Steel Coated						
Air Flow Rate (Hi)		cfm(H/M/L)	635/530/441	812/688/565	1100/950/790		400/1200/980		
External Static Pressure		Pa	50						
Fan Speed		No	3						
Sound Pressure Level		dBA (H/M/L)	35/33/29	40/38/34	39/34/32		44/41/37		
Unit Weight		kg	34		43		45		
Liquid Piping Dia.		mm	6.35	6.35	9.52				
Gas Piping Dia.		mm	12.7	15.8	15.88				
Max Total Pipe Length		mtr.	20		30	30	30	30	
Chargeless Pipe Length		mtr.	10		10		10		
Standard Pipe Length		mtr.	7.5		7.5		7.5		
Max. Level Difference		mtr.	15		20	20	20	20	
Drain		mm	Dia 25 (Hole)						
Remote Control		Wireless (Optional)	Model No.	BRC4M151W16					
	Receiver Kit		BRC4M61-6						
	Wired (Optional)	----	BRC1E62/BRC1E63						
Outdoor Unit	ODU Shape	----	Side Discharge						
	ODU Qty.	Nos.	1						
	Casing Size	HxWxD (mm)	595x845x300			695x930x350		990x940x320	
	Sound Pressure Level	dBA	52		52		55		
	Compressor	Type/Qty-Nos.	Swing Compressor / 1						
	HE Type	----	FTHX						
	Precharge & Service Valve	----	Yes						
	Installation Kit	----	No						
	Weight(Approx)	kg	32	40	48	48	68	68	

Note: Rated cooling capacities are based on the following conditions: Indoor temp., 27°CDB, 19°CWB; Outdoor temp. 35°CDB. Rated heating capacities are based on the following conditions: Indoor temp., 20°CDB; Outdoor temp., 7°CDB, 6°CWB. All unit are being tested and comply to ISO 5151 (Non-ducted unit)

TECHNICAL SPECIFICATIONS FIXED SPEED DUCTABLE AC (FDBF/MF-SERIES)
CEILING CONCEALED TYPE (Cooling Only)

R-32

Product Category	Unit	LSP Duct Series				MSP Duct Series				
		1.0	1.5	2.0	2.5	2.8	3.5	4.0		
Unit	Nominal Capacity	TR	1.0	1.5	2.0	2.5	2.8	3.5	4.0	
	Rated Capacity	Watt	3516	5274	7032	8790	9845	12306	14064	
	Rated Power Input	Watt	1090	1740	2050	2710	3120	3950	4630	
	EER/COP	w/w	3.23	3.03	3.43	3.24	3.16	3.12	3.04	
	BEE Star Applicable	-----	NA	NA	NA	NA	NA	NA	NA	
	Operating Range	IDU (DB/WB)	19/14-35/24				19/14-35/24			
Indoor Unit	Refrigerant	-----	R-32				R-32			
	Model Name	-----	FDBF12CRV16	FDBF18CRV16	FDBF24CRV16	FDMF30CRV16	FDMF36CRV16	FDMF42CRV16	FDMF48CRV16	
	Casing Size (HxWxD)	mm	250x890x605		250x1130x605		295x1430x665		295x1730x665	
	Casing Color	-----	Unpainted				Unpainted			
	Power Supply	V/Hz/Ph	230V/50/1Ph		230V/50/1Ph		230V/50/1Ph		415V/50/3Ph	
	Air Flow Rate	dm³/H	400	600	800	1000	1200	1400	1500	
	ESP	Pa	20		20		30		40	
	Fan Speed	No	3		3		3		3	
	Sound Pressure Level (Hi)	dBA	36	39	43	43	42	42	49	
	Remote Controller (With IDU)	-----	Wired Type							
Unit Weight	kg	28	24	34	48	51	51	60		
Outdoor Unit	Model Name	-----	RGF12CRV16	RGF18CRV16	RGF24CRV16	RGF30CRV16	RGF36CRV16	RGF42CRV16	RGF48CRV16	
	Casing Color	-----	Ivory White							
	Casing Size (HxWxD)	mm	550x765x285	595x845x300			990x940x320			
	Power Supply	V/Hz/Ph	230V/50/1Ph		230V/50/1Ph		230V/50/1Ph		415V/50/3Ph	
	Max Total Pipe Length	mtr.	20		20		30			
	Max Vertical Pipe Length	mtr.	10		10		15			
	Std Pipe Length	mtr.	7.5		7.5		7.5			
	Sound Pressure Level	dBA	51	54	56	58	63			
	Precharge & Service Valve	Yes/No	Yes		Yes		Yes			
	Protection Device	-----	Inbuilt Top Comp & Motor				Inbuilt Top Comp & Motor		LP/HP/SPPR/UV/OV	
	Piping Size (mm)	Gas	12.7		15.9		15.9			
		Liquid	6.4		9.5					
	Compressor Type	Type	Rotary				Rotary		Scroll	
	Accumulator	-----	Part of Compressor				Part of Compressor		No	
	HE Type/Coating	Type	FTHX (Precoated)							
Weight (Approx)	kg	30	36	45	63	65	69	69		
Installation Kit	Yes/No	No		No						

TECHNICAL SPECIFICATIONS FIXED SPEED DUCTABLE AC HEATPUMP (FDMQN-SERIES)
CEILING CONCEALED TYPE (Heat Pump)

R-410A

Model Name		100			125			140			
		Indoor Unit			Indoor Unit			Indoor Unit			
		FDMQN100			FDMQN125			FDMQN140			
		Outdoor Unit			Outdoor Unit			Outdoor Unit			
		RQ100DGXY16			RQ125DGXY16			RQ140DGXY16			
Rated Cooling Capacity	Btu/h	39000			45000			55000			
	kW	11.43			13.19			16.12			
	w/w	2.82			2.87			3.01			
Rated EER	Btu/h	41000			47000			55000			
	kW	12.02			13.77			16.12			
Rated COP	w/w	3.25			3.41			3.41			
Indoor Unit	External Static Pressure (SH/H/M/L)	Pa	118/96/78/61			147/126/109/92			147/120/90/69		
	Air Flow (SH/H/M/L)	dm³	1280/1160/1050/920			1430/1320/1230/1130			1720/1550/1340/1170		
	Sound Pressure Level (SH/H/M/L)	dBA	52/49/47/45			54/53/52/51			54/52/50/46		
	Height	mm	315			378			378		
	Width	mm	1257			1299			1499		
	Depth	mm	638			541			541		
	Net Weight	kg	49			50			56		
	Power Supply	V/Ph/Hz	380-415/3/50			380-415/3/50			380-415/3/50		
	Sound Pressure Level	dBA	58			60			65		
	Height	mm	852			852			852		
Outdoor Unit	Width	mm	1030			1030			1030		
	Depth	mm	400			400			400		
	Net Weight	kg	95			98			105		
	Pipe Connection-Liquid	mm	9.52			9.52			9.52		
	Pipe Connection-Gas	mm	15.88			15.88			19.05		
	Max. Allowable Length	m	45			45			35		
	Max. Allowable Elevation	m	25			25			15		

Note: Rated cooling capacities are based on the following conditions: Indoor temp., 27°CDB, 19°CWB; Outdoor temp. 35°CDB. Rated heating capacities are based on the following conditions: Indoor temp., 20°CDB; Outdoor temp., 7°CDB, 6°CWB. All unit are being tested and comply to ISO 5151 (Non-ducted unit)

TECHNICAL SPECIFICATIONS FIXED SPEED FLOOR STANDING AC (FVRN-SERIES COOLING ONLY)
FLOOR STANDING (Cooling Only)

R-410A

Model Name		Indoor Unit		FVRN100AXV16	FVRN125AXV16	FVRN140AXV16	
		Outdoor Unit		RR71CGXY1A6	RR100DGXY16	RR125DGXY16	RR140DGXY16
Nominal Cooling Capacity	Tonnage			2.4	3.3	4.6	
	Btu/h			28500	40000	55000	
	kW			8.35	11.72	16.12	
Nominal Total Input Power (Cooling)	w			2750	4050	5490	
Nominal Running Current (Cooling)	A			13	7.07	8.29	
Power Source	V/Ph/Hz			380-415/3/50			
Refrigerant Control (Expansion Device)				Outdoor Capillary Tube			
Refrigerant Type				R-410A			
Indoor Unit	Air Flow	High	dm³	1035	1035	1035	1170
		Medium		945	945	935	1085
		Low		845	845	835	985
		Quiet		-	-	-	-
	Sound Pressure Level	High	dBA	49	49	50	54
		Medium		47	47	48	53
		Low		44	44	46	51
		Quiet		-	-	-	-
	Unit Dimension [Panel]	Height	mm	1850	1850	1850	1850
		Width	mm	600	600	600	600
Depth		mm	350	350	350	350	
Unit Weight [Panel]	kg	45	45	48	51		
Unit Dimension	Height	mm	753	852	852	852	
	Width	mm	855	1030	1030	1030	
	Depth	mm	328	400	400	400	
Pipe Connection	Type	---	Flare Valve				
	Liquid	mm	9.52				
	Gas	mm	15.88		19.05		
Max Piping Length	m	45					
Max Piping Elevation	m	25					

TECHNICAL SPECIFICATIONS FIXED SPEED FLOOR STANDING AC (FVQN-SERIES HEAT PUMP)

R-410A

Model Name		100		125		140	
		Indoor Unit		Indoor Unit		Indoor Unit	
		FVQN100AXV1		FVQN125AXV1		FVQN140AXV1	
		Outdoor Unit		Outdoor Unit		Outdoor Unit	
		RQ100DGXY1		RQ125DGXY1		RQ140DGXY1	
Rated Cooling Capacity	Btu/h	40000		45000		55000	
	kW	11.72		13.19		16.12	
	w/w	2.82		2.87		3.01	
Rated Heating Capacity	Btu/h	42000		46000		54500	
	kW	12.31		13.48		16	
Rated COP	w/w	3.14		3.02		3.01	
Indoor Unit	Power Supply	V/Ph/Hz		220-240/1/50			
	Air Flow	dm³		1035/945/845		1170/1085/985	
	Sound Pressure Level	dBA		49/47/44		50/48/46	
	Height	mm		1850		1850	
	Width	mm		600		600	
	Depth	mm		350		350	
	Net Weight	kg		45		48	
	Power Supply	V/Ph/Hz		380-415/3/50			
	Sound Pressure Level	dBA		58		60	
	Height	mm		852		852	
Outdoor Unit	Width	mm		1030		1030	
	Depth	mm		400		400	
	Net Weight	kg		95		98	
	Pipe Connection - Liquid	mm		9.52		9.52	
	Pipe Connection - Gas	mm		15.88		19.05	
Max. Allowable Length	m		45		40		
Max. Allowable Elevation	m		25		20		

Note: Rated cooling capacities are based on the following conditions: Indoor temp., 27°CDB, 19°CWB; Outdoor temp. 35°CDB. Rated heating capacities are based on the following conditions: Indoor temp., 20°CDB; Outdoor temp., 7°CDB, 6°CWB. All unit are being tested and comply to ISO 5151 (Non-ducted unit)

TECHNICAL SPECIFICATIONS FIXED SPEED DUCTABLE AC (FDMR)


R-410A

Model Name		Indoor Unit		FDMR36ERV16
		Outdoor Unit		RR36ERV16
Nominal Capacity	TR		Btu/h	36000
			kW	10.54
Nominal Total Input Power			W	3750
Power Source			V/Ph/Hz	415/3/50
Refrigerant Type				R-410A
Indoor Unit	Control	Operation		Wired Control
				1200
	Air Flow	High	dm	1200
		Medium	dm	1040
		Low	dm	880
	External Static Pressure		Pa	30
	Sound Pressure Level		dBA	53
	Unit Dimension	Height	mm	375
		Width	mm	780
		Depth	mm	560
	Packing Dimension	Height	mm	380
		Width	mm	945
		Depth	mm	570
	Unit Weight		kg	31
Condensate Drain Size		mm	32	
Outdoor Unit	Unit Dimension	Height	mm	700
		Width	mm	1025
		Depth	mm	410
	Packing Dimension	Height	mm	715
		Width	mm	1130
		Depth	mm	455
	Unit Weight		kg	66
	Pipe Connection	Type	-----	Brazing
		Liquid	mm	9.52
		Gas	mm	15.87
Refrigerant Charge		kg	2.65	


Note: Rated cooling capacities are based on the following conditions: Indoor temp., 27°CDB, 19°CWB; Outdoor temp. 35°CDB. Rated heating capacities are based on the following conditions: Indoor temp., 20°CDB; Outdoor temp., 7°CDB, 6°CWB. All unit are being tested and comply to ISO 5151 (Non-ducted unit)

DAIKIN AT A GLANCE


9 Facts we're the leader




Net Sales Over
\$ 29
Billion




Over
100
Worldwide
Production Bases




Sold in Over
170
Countries




Founded in
1924
Created Global Air
Conditioning History




Air Specialists
From heating and cooling
to refrigeration and freezing,
Daikin has a team of air
specialists standing united
to help customers.




03 Core Technologies
Daikin leads the air
conditioning market in
Heat Pump, Inverter
and Refrigerant control.



Investment in Advance
R&D Centre
\$ 300
Million



Pursuit of the
Optimal Solution
R-32



**Unlocking Human Potential
People-Centred Management**
Daikin offers an environment
and opportunities nurturing
growth where people work
with enthusiasm and purpose.