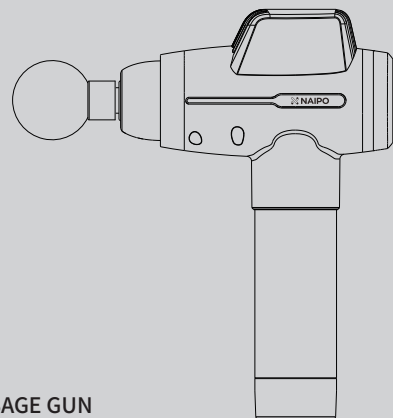


# 尺寸:405mmX126mm

## 材质: 157g 双铜 风琴折页 折叠式双面打印



MASSAGE GUN  
Model:NPMGUN-006

- Thank you for using Massage Gun
- Before you use this product, please read the instruction manual carefully and keep it properly
- In case of deviations in the illustrations in the manual, the actual product shall prevail.

### Overview

#### Introduction

Massage gun is a portable and rechargeable vibration massage device with high torque, long battery life and Multi-position adjustment features. It can effectively alleviate the soreness caused by lactic acid accumulation after strenuous exercise, and slow down the discomfort of the muscles of all the people who have been sitting for a long time.

### Safety Precautions

#### Pay attention

You must understand the following before use, otherwise it may cause damage or danger!

#### About the use of people and parts

1. Only for healthy adults except the elderly;
2. Use the product only on the soft tissues of the body without causing pain or discomfort;
3. Do not use on the head, or any part of the body that is hard or has bones;
4. Whether it is restrained pressing down or applying pressure, bruises may occur. Check the massage area frequently. -Once there are signs of pain or discomfort, stop using it immediately. Only dry, Use on clean skin surface, gently press and move on the skin;
5. Keep fingers, hair or other parts of the body away from the shaft and back of the vibrating head, because they may be pinched;
6. Do not use it near the bones with less muscle coverage, such as: tibia, back of feet, back of hands;
7. Do not use in and around the following sensitive parts: eyes, teeth, breast augmentation, reproductive organs, artificial limbs, etc.;
8. Do not use the product on any possible fracture site;
9. If the pain is persistent, stop using it immediately and consult a doctor. This product is not a medical device and is not recommended for medical use, and is not intended for medical use in hospitals;

#### About instrument operation

1. The vibrating head that can produce the most ideal effect should be used;
2. Do not place any objects in the ventilation holes of the product;
3. Don't flood into the water, and don't let water enter the ventilation holes of the product;
4. Do not drop or use improperly;
5. Before use, carefully check the operating status of the host, battery, charger, etc., to ensure that it can meet normal use.
6. Do not change or modify the product in any way;
7. Never let the product run or charge unattended;
8. It is forbidden to start the device during the charging process;
9. It is forbidden to throw the equipment into the fire;

#### About the battery

1. Do not put the battery in water or get it wet!
2. It is forbidden to charge the battery under fire or extreme heat conditions! Do not use near heat sources (such as fire or heaters) Or store the battery! If the battery leaks or emits a peculiar smell, immediately move it away from the open flame!
3. Do not throw the battery into the fire or heat the battery!
4. It is forbidden to short-circuit the positive and negative electrodes of the battery with wires or other metal objects, and it is forbidden to connect the battery with necklaces or hairpinTransport or store together with other metal objects!
5. Do not pierce the battery shell with nails or other sharp objects, and do not hammer or pedal the battery!
6. It is forbidden to hit or throw the battery!
7. It is forbidden to disassemble the battery in any way!
8. It is forbidden to put the battery in a microwave oven or pressure vessel!

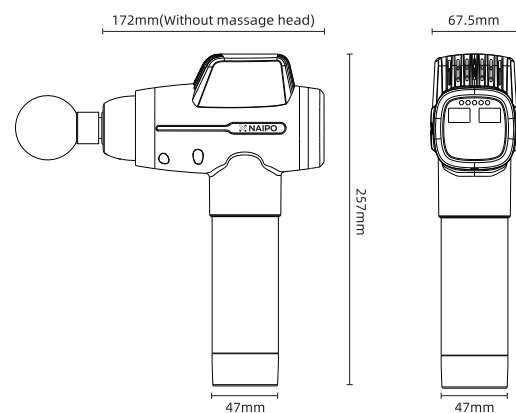
#### About charging

1. Before the first use, charge for about three to four hours, fully charge it, and you can connect to the device while charging. To disconnect the device;
2. The battery can be charged at any power level; please make sure the massager is off when charging. When the device is running, the charging will automatically protect;
3. It is not recommended to completely exhaust the battery;
4. The average running time of the equipment after loading is about four hours, which depends on the vibration frequency during the song And applied pressure.

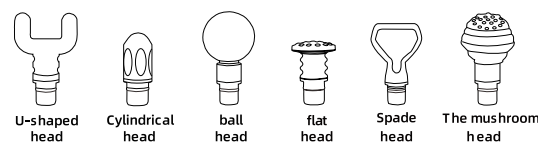
### Technical Parameters

Product name: MASSAGE GUN  
Product model: NPMGUN-006  
The structure is mainly composed of a control part and a massage head;  
Amplitude: 10mm  
Rated power: 55.08Wh  
Rated voltage: 24 V  
Battery capacity: 2550mAh  
Timing: 15 minutes smart timing  
The instrument has an output control function switch  
The massage head can be replaced as needed

Aukey International Limited  
Web: [www.naipocare.com](http://www.naipocare.com)  
E-mail: [wholesale@naipocare.com](mailto:wholesale@naipocare.com)  
Add: 601 6/F, Tung Hip Commercial Building, 248  
Des Voeux Road Central, Sheung Wan, Hong Kong

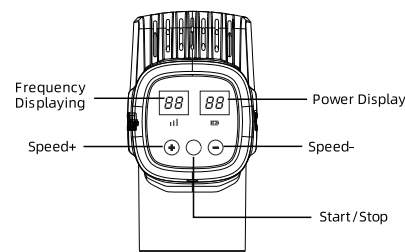


Massage head \* 6



### Instructions for use

#### ※Instructions for use



1. Open the button on the bottom of massage gun.
2. Press the button to power on and start running.
3. The keys "+" "-" can adjust for the levels from 1-20.
4. When the battery charge is less than 20%, the bottom line of the machine is shown in red; when the battery is less than 10%, if the "E1" is displayed in the battery display window, it will not work and you need to charge it immediately.
5. Power display changes from 01 to 10 in successively when charging, and reaching to 10 means power charging full. At the same time, when the battery is fully charged, the light line at the bottom of the machine changes from red to green.
6. This device has a timing function and automatically stops running after 15 minutes of operation.
7. When the massage head is strongly pressed to stop the motor, the device starts the automatic protection function and the machine stops. Run, the frequency is displayed as "E4", it can be used normally after the machine stops running.
8. Turn "ON" the device at the bottom of battery. Note that if you don't do anything within 3 minutes, the device will be standby mode. You can restart it by press any key on the screen or turn the switch at the bottom ON and OFF.

### Malfunctions and warranty, etc.

#### About maintenance

- Clean the equipment with a slightly damp towel, and then wipe it with a soft cloth;
- If the equipment is uncertain for a long time, please store it in the box;
- Do not remove screws or attempt to disassemble the device;
- In order to make the new battery achieve the best use effect in a short period of time, you can complete three times or more Charge and discharge.

#### Product installation and transportation storage conditions

- Product installation conditions
- Temperature: 5°C—40°C
  - Relative humidity: W90%;
  - Atmospheric pressure: 70kPa~106kPa;

#### transport

- Ambient temperature: -20°C~+50°C
- Relative humidity: W90%;
- This product is suitable for transportation by automobiles, trains, ships, and airplanes;
- The product should be fixed during transportation to prevent violent vibration, collision, rolling and falling, and upward, be careful,
- The number of layers of massagers must not exceed 5;

#### Store

- The massager should be stored in a well-ventilated, non-corrosive gas warehouse, 250mm above the ground;
- The number of layers of massagers must not exceed 5;
- When the massager is not used for a long time, it should be cleaned and packaged and stored, and it is best to take it out every month;
- Charge once to prevent moisture.

#### About maintenance

It is forbidden to dismantle the product without authorization, and man-made damage is not covered by the warranty.

#### Precautions when disposing of the product

Please support the recycling of Yandian batteries (lithium-ion batteries).



The battery used in this product is a special rechargeable battery. It should not be used in other products. Do not charge the removed rechargeable battery.

- Do not throw into the fire, so that it will be overheated;
- Do not pierce with nails, impact by gravity or carry out decomposition and transformation;
- Do not connect the positive and negative poles of the battery directly with metal;
- Do not store it together with necklaces, hairpins, etc.;
- Do not use and place in high temperature places such as near the stove or under the



Please keep the removed rechargeable battery out of the reach of infants and young children.

- If there is a situation of being stolen, please consult a doctor immediately;
- When the battery liquid leaks, please do not touch the liquid with bare hands, and handle it according to the following methods;
- When the battery fluid enters the eyes, there is a risk of blindness. Do not rub your eyes directly with your hands. You need to wash them with clean water immediately and consult a doctor for treatment. When the battery fluid gets into your body into clothing, it may cause skin irritation or injury. Please rinse with clean water. If you still feel unwell, you need to find the source of return immediately.
- The product can only be disassembled when it is discarded. If you ignore it, it may cause accidents such as mosquitoes, electric shocks, and injuries. If you need to repair it (except in the case of replacing the battery), please consult the original seller.

The lithium-ion battery used in this product is a valuable resource that can be recycled and regenerated. Please discard it after use. When, take out the lithium ion battery and hand it over to a professional institution that can recycle the rechargeable battery To process.