

尺寸：270X360mm

材质：80克书面纸 双面印刷 六宫格折成型

www.Divoom.com

DIVOOM-CYBERBAG

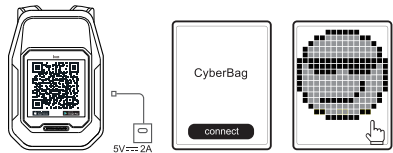
DIVOOM

- DIY Pixel Art Display
- Fashion Wardrobe “Must Have”
- Massive Online Pixel Art Gallery
- Various Mini Daily Tools

Meet Divoom-CyberBag

Your Pixel Art Smart Divoom-CyberBag

EN



• How to begin?

- 1.Search 'Divoom' on the App Store or Google Play.
- 2.Connect the Divoom-CyberBag with a powerbank.
- 3.Connect 'CyberBag' in the Divoom App
- 4.You're set! Let's draw some pixel art!

• Maintain your Divoom-CyberBag:

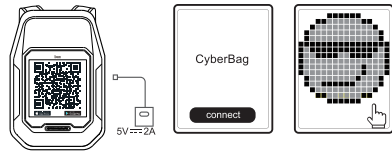
1. Divoom-CyberBag is only water resistant. Do not put it in the washing machine; use a damp fabric to wipe its surface instead.
2. Please take care of the LED panel. Excessive force may damage panel.
3. We recommend using a USB power bank with 5V 2A output.
4. Limitation:
Operating temperature range: -10~45°C/14~113°F

Due to the nature of any technology product, the information on this guide is subject to change without prior notice.
If you want to learn more information, please feel free to contact us.

encontrez Divoom-CyberBag

Votre sac à dos intelligent pixel art

FR



• Comment débiter?

1. Recherchez 'Divoom' sur l'App Store ou Google Play.
2. Connectez le Divoom-CyberBag à une banque d'alimentation.
3. Connectez 'CyberBag' dans l'application Divoom.
4. Vous êtes prêt! Tirons un peu de pixel art!

• Maintenez votre sac à dos:

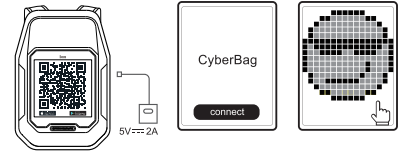
- 1.Divoom-CyberBag est seulement résistant à l'eau. Ne le mettez pas dans la machine à laver; utilisez plutôt un tissu humide pour essuyer sa surface.
2. S'il vous plaît prendre soin du panneau LED . Une force excessive peut endommager le panneau.
3. Nous vous recommandons d'utiliser une banque d'alimentation USB avec une sortie 5V 2A .
4. Restrictions:
Température: -10 à 45 °C/14-113°F

En raison de la nature de tout produit technologique, les informations de ce guide sont sujettes à modification sans préavis. Si vous souhaitez en savoir plus, n'hésitez pas à nous contacter.

reffen Sie Divoom-CyberBag

Dein Pixel Art Smart Divoom-Cyberbag

DE



• Wie fange ich an?

1. Suchen Sie im App Store oder in Google Play nach "Divoom".
2. Verbinden Sie den Divoom-CyberBag mit einer Power Bank.
3. Verbinden Sie "CyberBag" in der Divoom-App
4. Sie sind fertig! Zeichnen wir Pixelkunst!

• Pflegen Sie Ihren Rucksack:

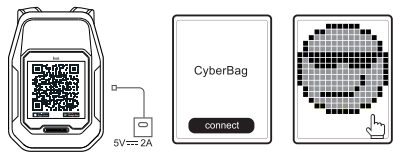
- 1.Divoom-CyberBag ist nur wasserdicht. Stellen Sie es nicht in die Waschmaschine. Verwenden Sie stattdessen ein feuchtes Tuch, um die Oberfläche abzuwischen.
2. Bitte achten Sie auf das LED-Panel. Übermäßige Kraft kann das Panel beschädigen.
3. Wir empfehlen die Verwendung einer USB-Powerbank mit 5V 2A-Ausgang.
4. Einschränkungen
Arbeit temperatur: -10 ~ 45 °C/14-113°F

Aufgrund der Beschaffenheit von Technologieprodukten können die Informationen in diesem Handbuch ohne vorherige Ankündigung geändert werden. Wenn Sie weitere Informationen wünschen, können Sie sich gerne an uns wenden.

Scopri lo Divoom-CyberBag

Il tuo zaino intelligente pixel art

ITA



• Come iniziare?

1. Cerca "Divoom" su App Store o Google Play.
2. Collegare lo Divoom-CyberBag con una power bank.
3. Collega "CyberBag" nell'app Divoom
4. Sei pronto! Disegniamo alcuni pixel art!

• Mantieni il tuo zaino:

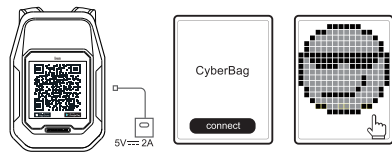
- 1.Divoom-CyberBag è resistente solo all'acqua. Non metterlo in lavatrice; utilizzare invece un tessuto umido per pulirne la superficie.
2. Prestare attenzione al pannello LED . Una forza eccessiva può danneggiare il pannello.
3. Si consiglia di utilizzare un power bank USB con uscita 5V 2A .
4. Restrizioni:
Intervalli di temperatura di lavoro: -10~45°C/14~113°F

A causa della natura di qualsiasi prodotto tecnologico, le informazioni contenute in questa guida sono soggette a modifiche senza preavviso. Se vuoi saperne di più informazioni, non esitare a contattarci.

Conoce la Divoom-CyberBag

Tu mochila inteligente pixel art

ES



• Como empezar

1. Busque "Divoom" en la App Store o Google Play.
2. Conecte la Divoom-CyberBag con un banco de energía.
3. Conecte "CyberBag" en la aplicación Divoom
4. ¡Estás listo! ¡Dibujemos un poco de pixel art!

• Mantén tu mochila:

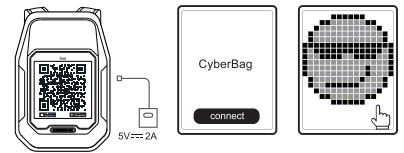
1. La Divoom-CyberBag solo es resistente al agua. No lo pongas en la lavadora; use una tela húmeda para limpiar su superficie en su lugar.
2. Cuidé el panel LED . Una fuerza excesiva puede dañar el panel.
3. Recomendamos utilizar un banco de alimentación USB con salida 5V 2A .
- 4.Restrictciones:
Alcance de la temperatura de trabajo: de 10 a 45 °C/14-113°F

Debido a la naturaleza de cualquier producto tecnológico, la información en esta guía está sujeta a cambios sin previo aviso. Si desea obtener más información, no dude en contactarnos.

onheça Divoom-CyberBag

Sua mochila inteligente de pixel art

PT



• Como começar

1. Pesquise "Divoom" na App Store ou no Google Play.
2. Conecte a Divoom-CyberBag a um banco de potência.
3. Conecte 'CyberBag' no aplicativo Divoom
4. Você está pronto! Vamos desenhar um pixel art!

• Mantenha sua mochila:

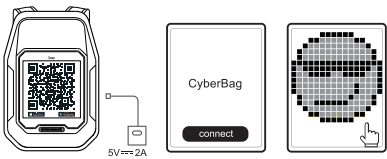
- 1.A Divoom-CyberBag é resistente apenas à água. Não o coloque na máquina de lavar; use um tecido úmido para limpar sua superfície.
2. Por favor, cuide do painel LED . Força excessiva pode danificar o painel.
3. Recomendamos o uso de um banco de potência USB com saída de 5V 2A .
4. Restrições
Gama de temperaturas de funcionamento -10~45 oc/14~113°F

Devido à natureza de qualquer produto de tecnologia, as informações neste guia estão sujeitas a alterações sem aviso prévio. Se você quiser obter mais informações, entre em contato conosco.

Зустріньте Divoom-CyberBag

Ваш розумний рюкзак для піксельних мистецтв

UKR



• 3 чого почати?

1. Шукайте "Divoom" у магазині додатків або Google Play.
2. Підключіть Divoom-CyberBag до банку живлення.
3. Підключіть «CyberBag» у програмі Divoom
4. Ви налаштовані! Давайте намалюємо піксельне мистецтво!

• Підтримуйте свій рюкзак:

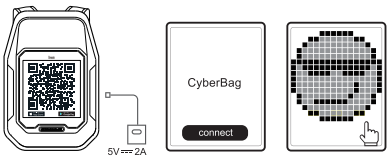
1. Divoom-CyberBag - лише водостійкий. Не кладіть його в пральну машину; використовуйте вологу тканину, щоб витерти її поверхню.
2. Будь ласка, подбайте про гнучку світлодіодну панель. Надмірна сила може пошкодити панель.
3. Ми рекомендуємо використовувати банк живлення USB з виходом 5V \Rightarrow 2A.
4. Обмеження
Діапазон робочих температур -10~45 градусів Цельсія/14~113°F.

Зважаючи на характер будь-якого технологічного продукту, інформація в цьому посібнику може бути змінена без попереднього повідомлення. Якщо ви хочете дізнатися більше інформації, не соромтесь зв'язатися з нами.

Divoom-CyberBagに会う

ピクセルアートスマートバックパック

JP



• 始め方

1. App StoreまたはGoogle Playで「Divoom」を検索します。
2. Divoom-CyberBag を電源バンクに接続します。
3. Divoomアプリで「CyberBag」を接続します
4. 設定が完了しました!ピクセルアートを描いてみましょう!

• バックパックのメンテナンス:

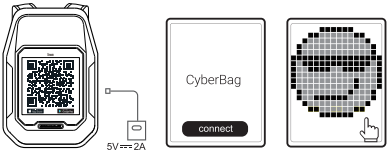
1. Divoom-CyberBag は耐水性のみです。洗濯機に入れなくてください。代わりに、湿った布を使用して表面を拭いてください。
2. フレキシブルLEDパネルの世話をしてください。過度の力はパネルを損傷する可能性があります。
3. 5V \Rightarrow 2A 出力のUSB電源バンクを使用することをお勧めします。
4. 制限:
仕事の温度の範囲は、-10~45°C/14~113°F

テクノロジー製品の性質上、このガイドの情報は予告なく変更される場合があります。詳細については、お気軽にお問い合わせください。

Divoom-CyberBag

像素爱好者专属的智能背包

CN



• 如何设置你的背包:

1. 请在苹果APP Store或各大安卓商城搜索“点音”。
2. 请将书包内的USB线连接一个充电宝。
3. APP内搜索并连接“CyberBag”
4. 你可以开始创造像素画了!

• 如何保养你的背包:

1. 背包可支持生活防水，但不可浸泡水中，不可用放入洗衣机内清洗。建议使用湿布擦拭清洁背包。
2. 背包显示屏支持防震功能，平时使用请注意保护该显示屏，请勿用力撞击或弯曲，以免影响显示效果。
3. 建议使用USB 5V \Rightarrow 2A输出的充电宝。
4. 限制:
工作温度范围: -10~45°C/14~113°F

- 本产品属于科技类产品，如指南中功能有所更改，请恕不另行通知。如果你想了解更多信息，请随时与我们联系
- 产品不带电源适配器销售，消费者若使用电源适配器供电，则应购买配套使用获得CCC认证并满足标准要求电源适配器

DISCLAIMER

Please read the following instructions careful:

- Please follow our product installation about the operation instructions.
- Do not place the backpack under the extreme direct sunlight.
- Do not place the backpack under the water. Wipe any water or rain off the backpack if possible.
- Do not push any objects into LED panel or USB cable. Do not apply any great force on the backpack surface.
- Please keep the backpack in a room temperature environment. Do not place the backpack near any heat sources (such as radiators, heat registers, stoves, fire place, or extreme direct sunlight). Do not place the backpack near any open flame source.
- Do not attempt to service the backpack by yourself. Always refer to the instructions by qualified service personnel.
- To avoid the risk of electrical hazard, do not attempt to service the backpack while it's ON.

DECLARATION OF CONFORMITY:

This device meets the essential requirements of the following Directive 2014/53/EU of the European parliament of the council of 16 April 2014.

The waste container symbol with the X through it on the device indicates that the device must be disposed of separately from normal domestic waste at an appropriate waste disposal facility at the end of its useful service life

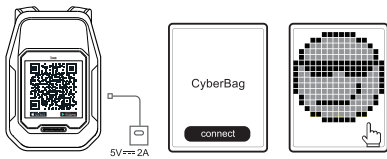
Please dispose of used batteries properly following local regulations. Do NOT incinerate. Removal of the rechargeable lithium-ion battery in this product should be conducted only by a qualified professional.

ROHS This product is in compliance with Directive 2011/65/EU of the European Parliament and of the Council of 1 July 2011 on the restriction of the use of certain hazardous substances in electrical and electric equipment.

Познакомьтесь с Divoom-CyberBag

Ваш пиксель арт умный рюкзак

RU



• Как начать?

1. Найдите «Divoom» в App Store или Google Play.
2. Соедините Divoom-CyberBag с блоком питания.
3. Подключите «CyberBag» в приложении Divoom
4. Вы настроены! Давайте нарисуем некоторые пиксельные рисунки!

• Поддерживать свой рюкзак:

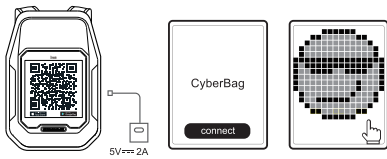
1. Divoom-CyberBag только водостойкий. Не кладите его в стиральную машину; вместо этого используйте влажную ткань, чтобы вытереть его поверхность.
2. Пожалуйста, позаботьтесь о гибкой светодиодной панели. Чрезмерное усилие может повредить панель.
3. Мы рекомендуем использовать USB-банк питания с выходом 5V \Rightarrow 2A.
4. Ограничение
Рабочий температурный диапазон -10~45 градусов по Цельсию/14~113°F

В связи с характером любого технологического продукта информация в этом руководстве может быть изменена без предварительного уведомления. Если вы хотите узнать больше информации, пожалуйста, свяжитесь с нами.

Divoom-CyberBag 만나기

픽셀 아트 스마트 백팩

KR



• 시작하는 방법?

1. App Store 또는 Google Play에서 'Divoom'을 검색하십시오.
2. Divoom-CyberBag 을 전원 뱅크에 연결하십시오.
3. Divoom 앱에서 'CyberBag' 연결
4. 설정되었습니다! 픽셀 아트를 그려 보시다!

• 배낭을 유지하십시오 :

1. Divoom-CyberBag 은 방수 가능 만 있습니다. 세탁기에 넣지 마십시오. 젖은 천으로 표면을 닦으십시오.
2. 유연한 LED 패널을 관리하십시오. 과도한 힘을 가하면 패널이 손상 될 수 있습니다.
3. 5V \Rightarrow 2A 출력의 USB 전원 뱅크를 사용하는 것이 좋습니다.
4. 제한됨:
작업 온도 범위: -10 ~ 45도 각도 /14~113°F

기술 제품의 특성이 안내서의 정보는 사전 통지없이 변경 될 수 있습니다. 더 자세한 정보를 원하시면 언제든지 저희에게 연락하십시오.

CONTACT US:

If you believe your product is defective within the warranty period, please bring the product back to where the product was initially purchased, Alternatively, or within any other questions or concerns, please call customer support at +0755 86290767, or contact us via email at support@divoom.com.

- | www.divoom.com
- | https://divoominternational.myshopify.com/
- | https://www.facebook.com/DivoomInternational/
- | https://twitter.com/divoom
- | https://www.instagram.com/divoom_official/
- | support@divoom.com

•Product specification

Dimension(mm):	305Lx165Wx450H
Weight:	1060g
Color temperature:	1600 - 6500K
HUE:	1.6 millions RGB
Max power:	10W
Color Rendering (CRI):	80@4000K
Charge:	via USB cable, 5V \Rightarrow 2A
Wireless range:	up to 10 meters/33 feet
Bluetooth compliant:	V5.3

DISCLAIMER

This device complies with Part 15 of the FCC Rules. Operation is subject to the following two conditions:

- (1) this device may not cause harmful interference, and
- (2) this device must accept any interference received, including interference that may cause undesired operation.changes or modifications not expressly approved by the party responsible for compliance could void the user's authority to operate the equipment.

Changes or modifications not expressly approved by the party responsible for compliance could void the user's authority to operate the equipment.

NOTE: This equipment has been tested and found to comply with the limits for a Class B digital device, pursuant to Part 15 of the FCC Rules. These limits are designed to provide reasonable protection against harmful interference in a residential installation. This equipment generates, uses and can radiate radio frequency energy and, if not installed and used in accordance with the instructions, may cause harmful interference to radio communications. However, there is no guarantee that interference will not occur in a particular installation.If this equipment does cause harmful interference to radio or television reception, which can be determined by turning the equipment off and on, the user is encouraged to try to correct the interference by one or more of the following measures:

- Reorient or relocate the receiving antenna.
- Increase the separation between the equipment and receiver.
- Connect the equipment into an outlet on a circuit different from that to which the receiver is connected,Consult the dealer or an experienced radio/TV technician for help

RF warning statement:

The device has been evaluated to meet general RF exposure requirement. The device can be used in portable exposure condition without restriction.

Temui Divoom-Divoom-CyberBag

Piksel ransel pintar seni Anda

IND



Bagaimana memulainya?

- 1. Cari 'Divoom' di App Store atau Google Play.
- 2. Hubungkan Divoom-CyberBag dengan bank daya.
- 3. Hubungkan 'CyberBag' di Aplikasi Divoom
- 4. Anda sudah siap! Mari kita menggambar beberapa pixel art!

Pertahankan ransel Anda:

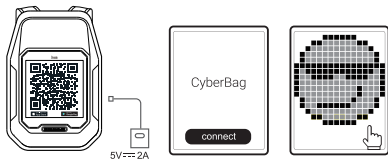
- 1. Divoom-CyberBag hanya tahan air. Jangan letakkan di mesin cuci; gunakan kain lembab untuk menyeka permukaannya.
- 2. Harap perhatikan panel LED yang. Kekuatan yang berlebihan dapat merusak panel.
- 3. Kami merekomendasikan menggunakan bank daya USB dengan output 5V \Rightarrow 2A.
- 4. Batasan:
Suhu di tempat kerja: minus 10 sampai 45 derajat/14~113°F

Karena sifat produk teknologi apa pun, informasi tentang panduan ini dapat berubah tanpa pemberitahuan sebelumnya. Jika Anda ingin mempelajari informasi lebih lanjut, silakan hubungi kami.

Divoom-CyberBag

像素愛好者專屬的智能背包

TW



• 如何設置你的背包:

1. 請在蘋果APP Store或各大安卓商城搜索「Divoom」。
2. 請將書包內的USB線連接一個充電寶。
3. APP內搜索並連接「CyberBag」
4. 你可以開始創造像素畫了!

• 如何保養你的背包:

1. 背包可支持生活防水，但不可浸泡水中，不可用放入洗衣機內清洗。建議使用濕布擦拭清潔背包。
2. 背包顯示屏支持防震功能，平時使用請注意保護該顯示屏，請勿用力撞擊或彎曲，以免影響顯示效果。
3. 建議使用USB 5V \Rightarrow 2A 輸出的充電寶。
4. 限制:
工作溫度範圍: -10 ~ 45攝氏度 /14~113°F

本產品屬於科技類產品，如指南中功能有所更改，請恕不另行通知。如果你想了解更多信息，請隨時與我們客服人員聯繫

This product complies with the radio interference requirements of the European Community

Product name: Pixoo Backpack

Product model: Cyberbag

Manufacturer: Shenzhen Divoom Technology Co., Ltd.

Address: Unit 1203-06, Building 6B, Convention Bay Zhonggang Plaza, No. 83, Zhanjing Road, Zhancheng Community, Fuhai Street, Bao An District, Shenzhen, Guangdong, China

Frequency Range: 2402MHz to 2480MHz

Max. output Power: -1.93dBm

SIMPLIFIED EU DECLARATION OF CONFORMITY

The simplified EU declaration of conformity referred to in

Article 10(9) shall be provided as follows:

Hereby, Shenzhen Divoom Technology Co., Ltd. declares that radio equipment type Cyberbag is in compliance with Directive 2014/53/EU, and this product is allowed to be used in all EU member states.

The full text of the EU declaration of conformity is available at following

This product can be used across EU member states.

CE Company name: AOCE INFORMATION TECHNOLOGY
Add: 61 rue de Lyon 75012 Paris
Contact (Name, email, tel): Johnson.wang ,
aoce-service@outlook.com, Tel: +49-163 1014 128

UK CA Company name: AOCE LIMITED
Add: Office Suite 29a 3/F 23 Wharf Street, London, England, SE
Contact (Name, email, tel): Johnson.wang , aoce-service@outlook.com, Tel: +44-759 7659 775

Divoom®
SPARK YOUR LIFE

Started in 2006, Divoom now employed over 40 hardware and software engineers, as well as owning over 100 innovations and patents. When the company was formed, our goal was to establish Divoom into the international market. With the innovative technology, superior product quality, and refined sound quality; Divoom products are now available in over 50 countries.

www.Divoom.com