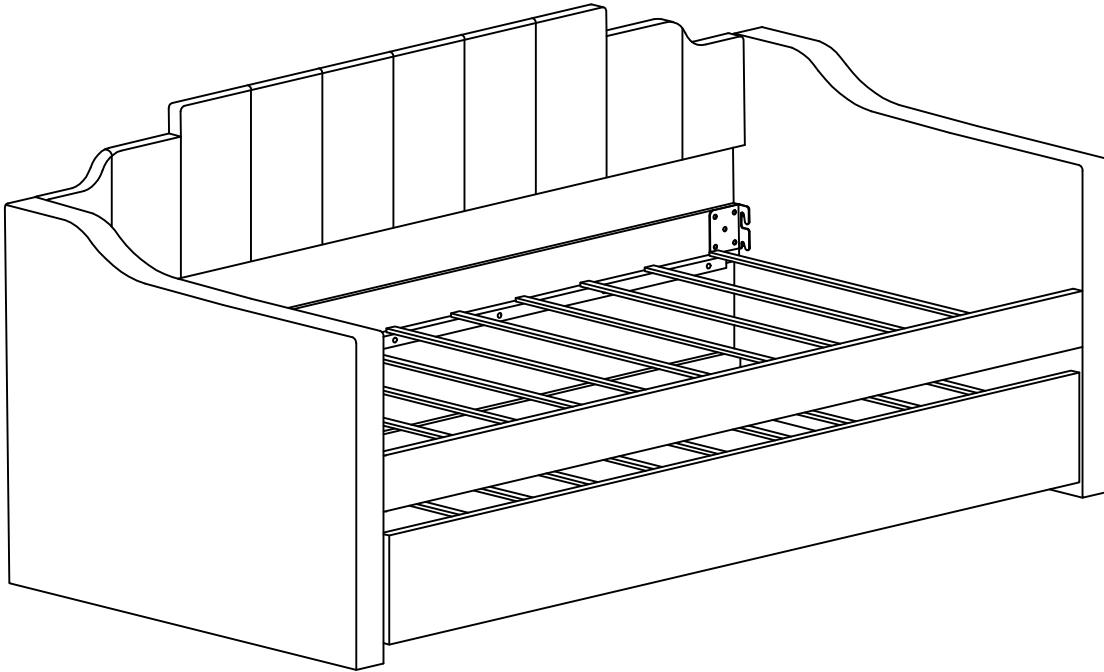


ASSEMBLY INSTRUCTIONS



IMPORTANT NOTE

****PLACE ALL PARTS ON A CLEAN AND SMOOTH SURFACE SUCH AS A RUG OR CARPET TO AVOID THE PARTS FROM BEING SCRATCHED**

**** BEFORE YOU BEGIN , KINDY FOLLOW THE ASSEMBLY INSTRUCTIONS STEP BY STEP**

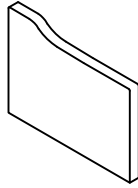
****DO NOT TIGHTEN ALL SCREWS AND BOLTS UNTIL THE BED IS FULLY SET-UP**

ASSEMBLY INSTRUCTIONS

PARTS IDENTIFICATION

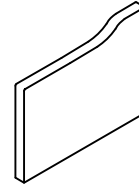
B1(BOX1)

1 Left Bed Panel



1pc

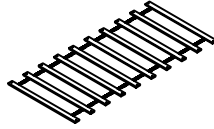
2 Right Bed Panel



1pc

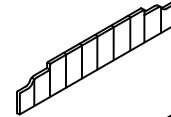
B2(BOX2)

3 Roll Slat (10pcs)



2set

4 Headboard Panel



1pc

5 Back Panel Trundle



1pc

6 Left Upper Rail



1pc

7 Front Panel Trundle



1pc

8 Right Upper Rail



1pc

9 Wheels
(m59x42mmx66mm)



4pcs

HARDWARE IDENTIFICATION

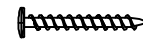
B1(BOX1) HARDWARES IN

A Flat Head Screw
(m4x15mm-RBW)



40pcs

B Flat Head Screw
(m4x30mm-RBW)



40pcs

C Bolt
(Ø 5/16 "X25mm)



16pcs

D Spring Washer
(Ø 5/16 "-RBW)



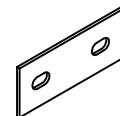
16pcs

E Flat Washer
(Ø 5/16 "-RBW)



16pcs

F Patch
(100mmx40mmx2mm)



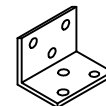
4pcs

G Allen Wrench
(M4x75mm x32mm)



1pc

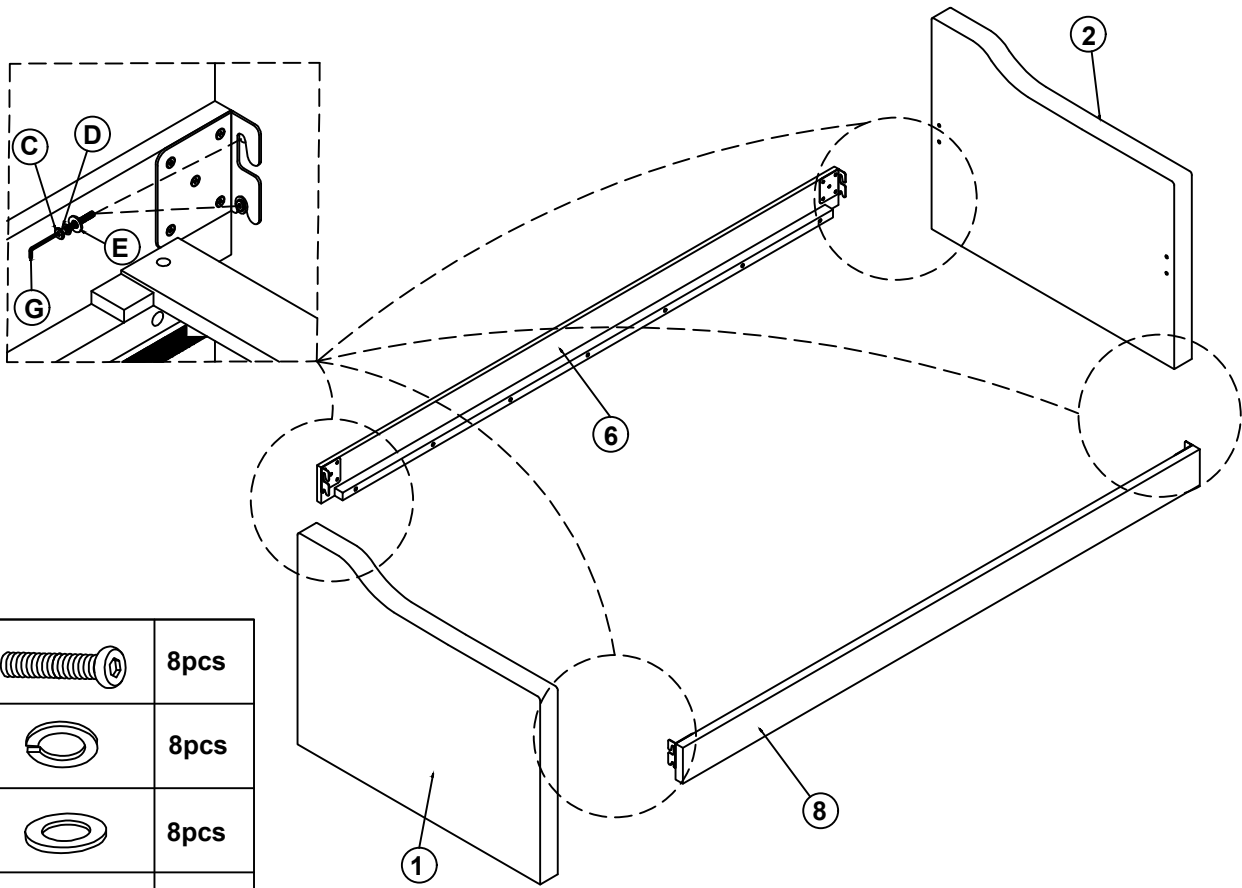
H Square Patch
(38mmx38mmx25mmx2mm)







4pcs

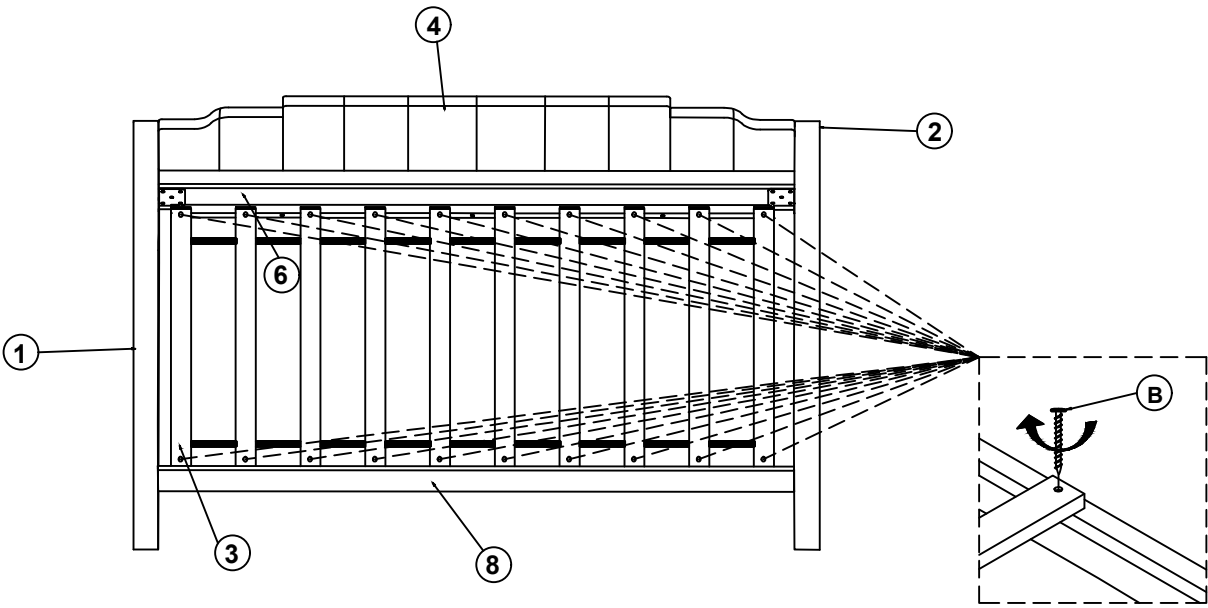
ASSEMBLY INSTRUCTIONS


STEP 1



C	Bolt (Ø 5/16 "x25mm)		8pcs
D	Spring Washer (Ø 5/16 "xRBW)		8pcs
E	Flat Washer (Ø 5/16 "xRBW)		8pcs
G	Allen Wrench (M5x75mm x32mm)		1pc

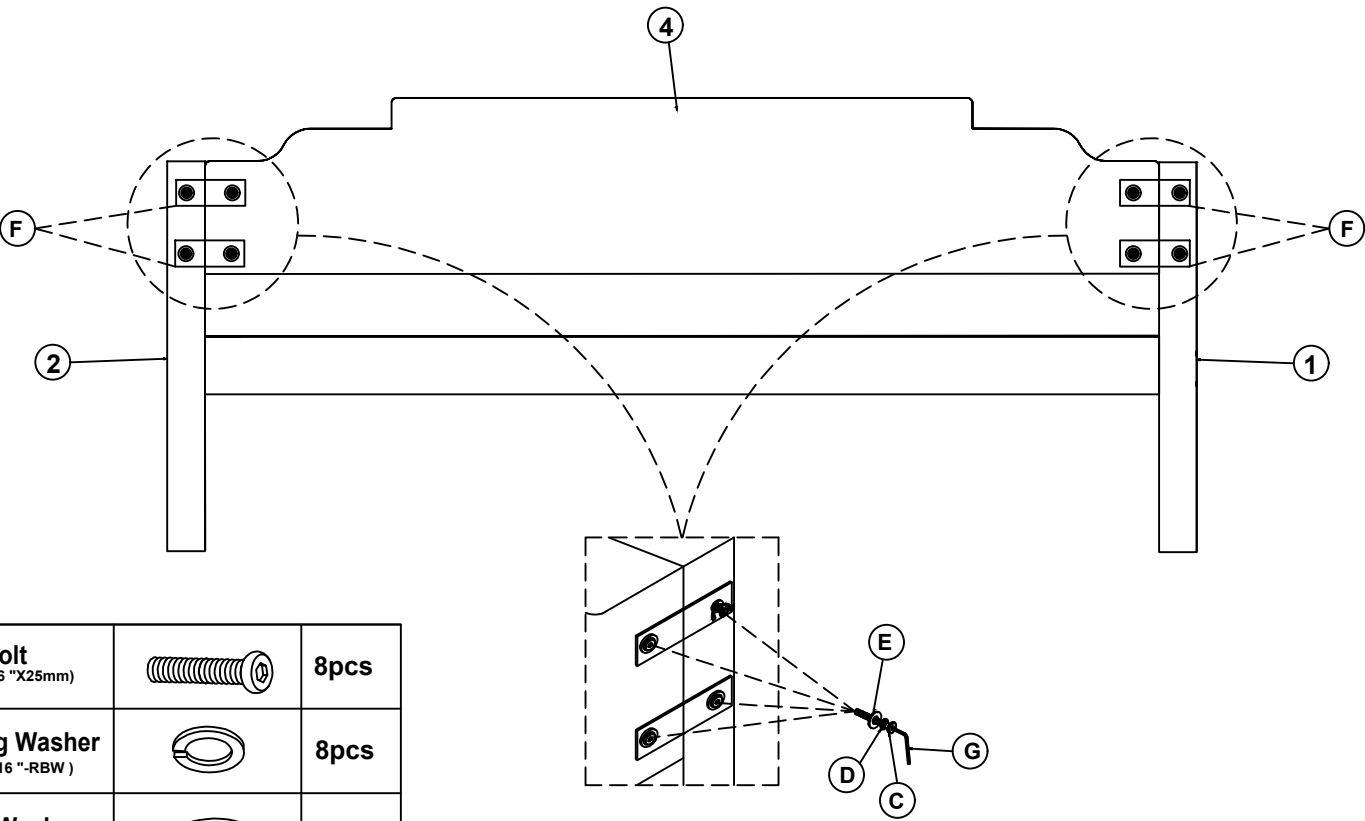
STEP 2








B	Flat Head Screw (m4x30mm-RBW)		20pcs
---	-----------------------------------------	-------------------------------------------------------------------------------------	-------

ASSEMBLY INSTRUCTIONS

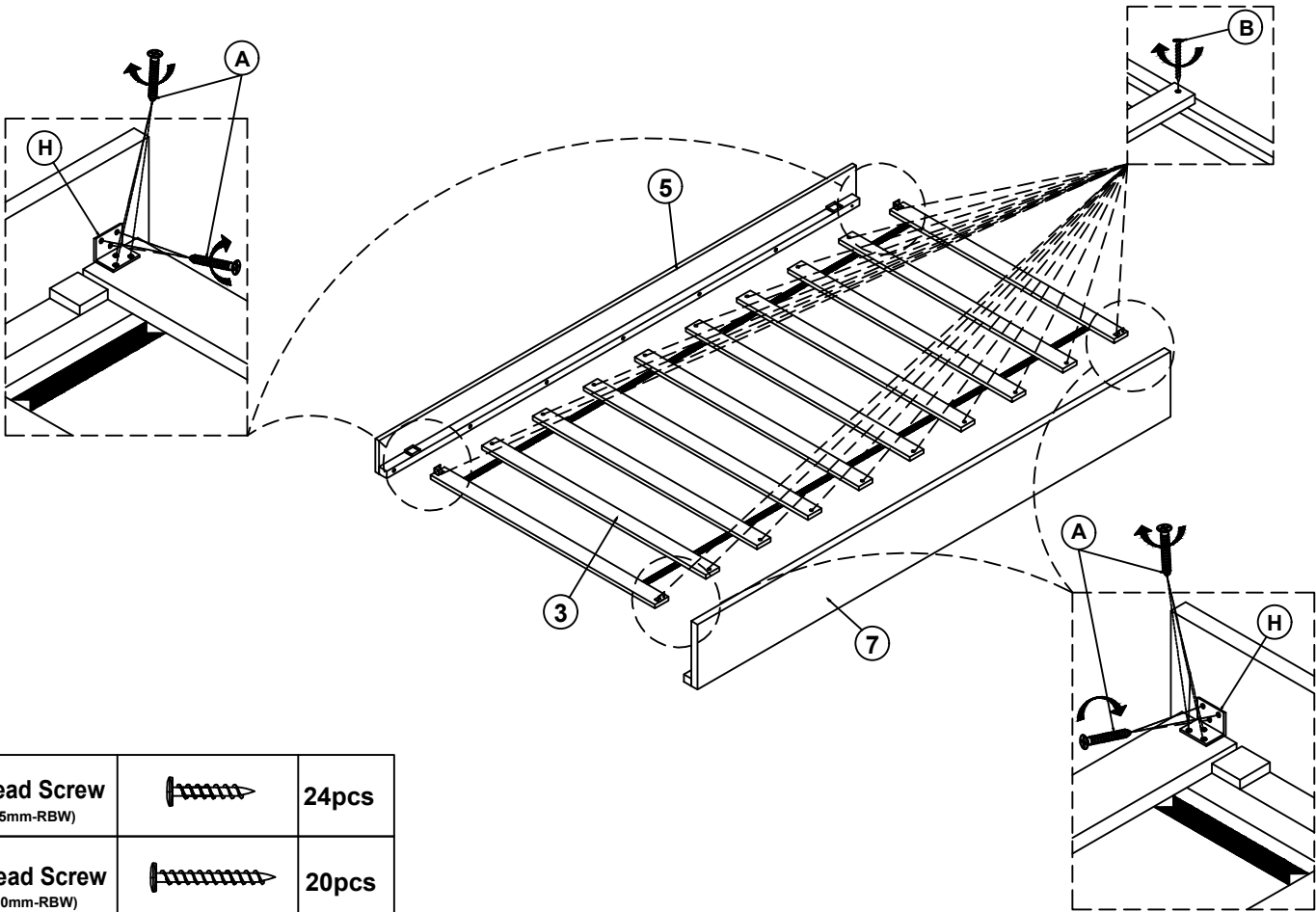
STEP 3






C	Bolt (Ø 5/16 "X25mm)		8pcs
D	Spring Washer (Ø 5/16 "-RBW)		8pcs
E	Flat Washer (Ø 5/16 "-RBW)		8pcs
G	Allen Wrench (M4x75mm x32mm)		1pc

F	Patch (100mmx40mmx2mm)		4pcs
---	----------------------------------	-------------------------------------------------------------------------------------	------

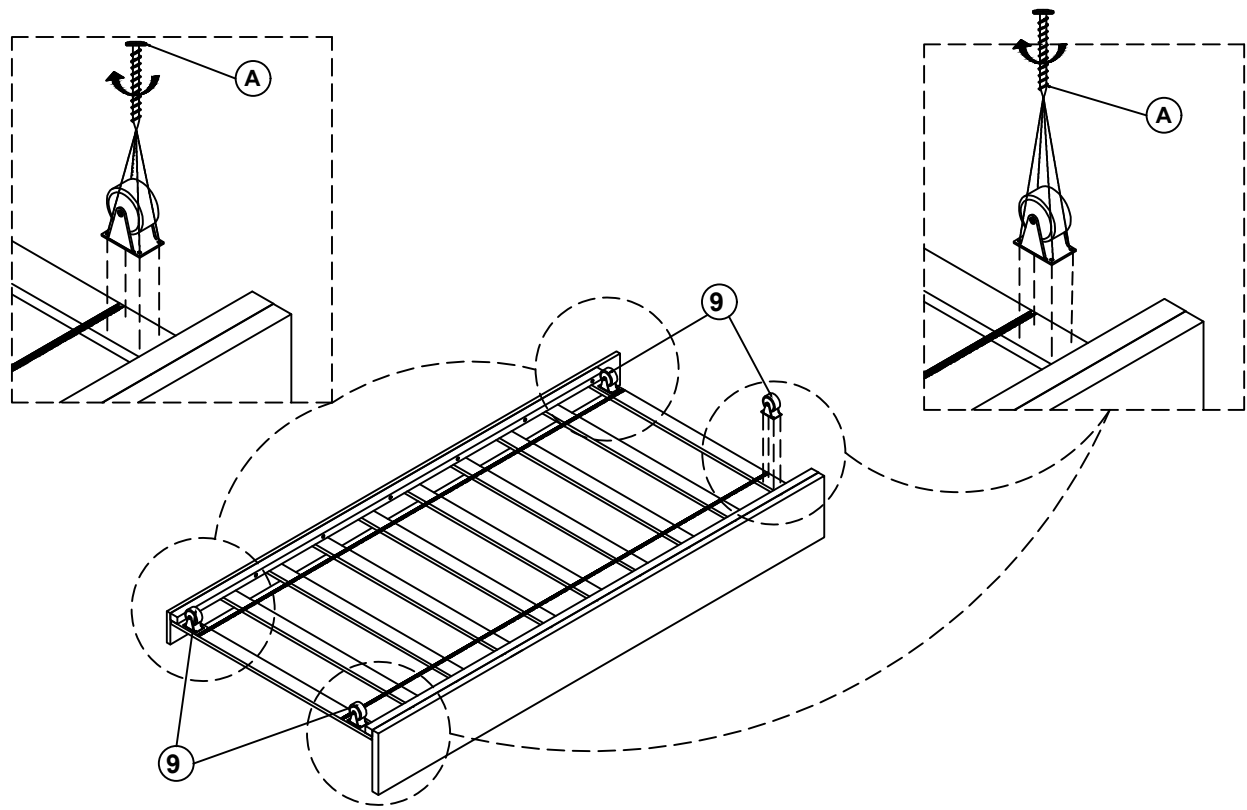
STEP 4





A	Flat Head Screw (m4x15mm-RBW)		24pcs
B	Flat Head Screw (m4x30mm-RBW)		20pcs
H	Square Patch (38mmx38mmx25mmx2mm)		4pcs

ASSEMBLY INSTRUCTIONS

STEP 5



A	Flat Head Screw (m4x15mm-RBW)		16pcs
9	Wheels (m59x42mmx66mm)		4pcs

STEP 6 COMPLETE

