

SONY®

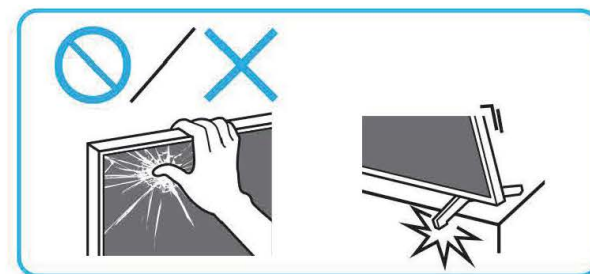
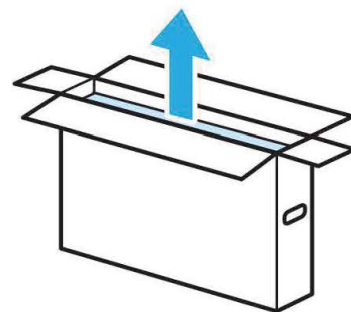
5-038-160-01(1)



Television

Setup Guide

Téléviseur
Televisor digital a color con pantalla de cristal líquido
Televisor



US	Setup Guide
FR	Manuel de configuration
ES	Guía de configuración
PT	Guia de Configuração

Sony Customer Support

U.S.A.:
<https://www.sony.com/tvsupport>

Canada:
<https://www.sony.ca/support>

United States	Canada
1.800.222.SONY	1.877.899.SONY

Please Do Not Return the Product to the Store

Service à la clientèle Sony

Canada :
<https://www.sony.ca/support>

États-Unis :
<https://www.sony.com/tvsupport>

Canada	États-Unis
1.877.899.SONY	1.800.222.SONY

Ne retournez pas le produit au magasin

Lea este manual antes de usar el producto

Centro de Asistencia de Sony

<https://esupport.sony.com/ES/LA/>

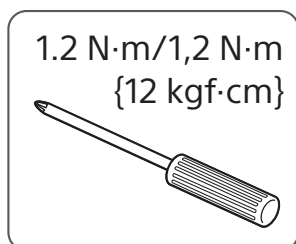
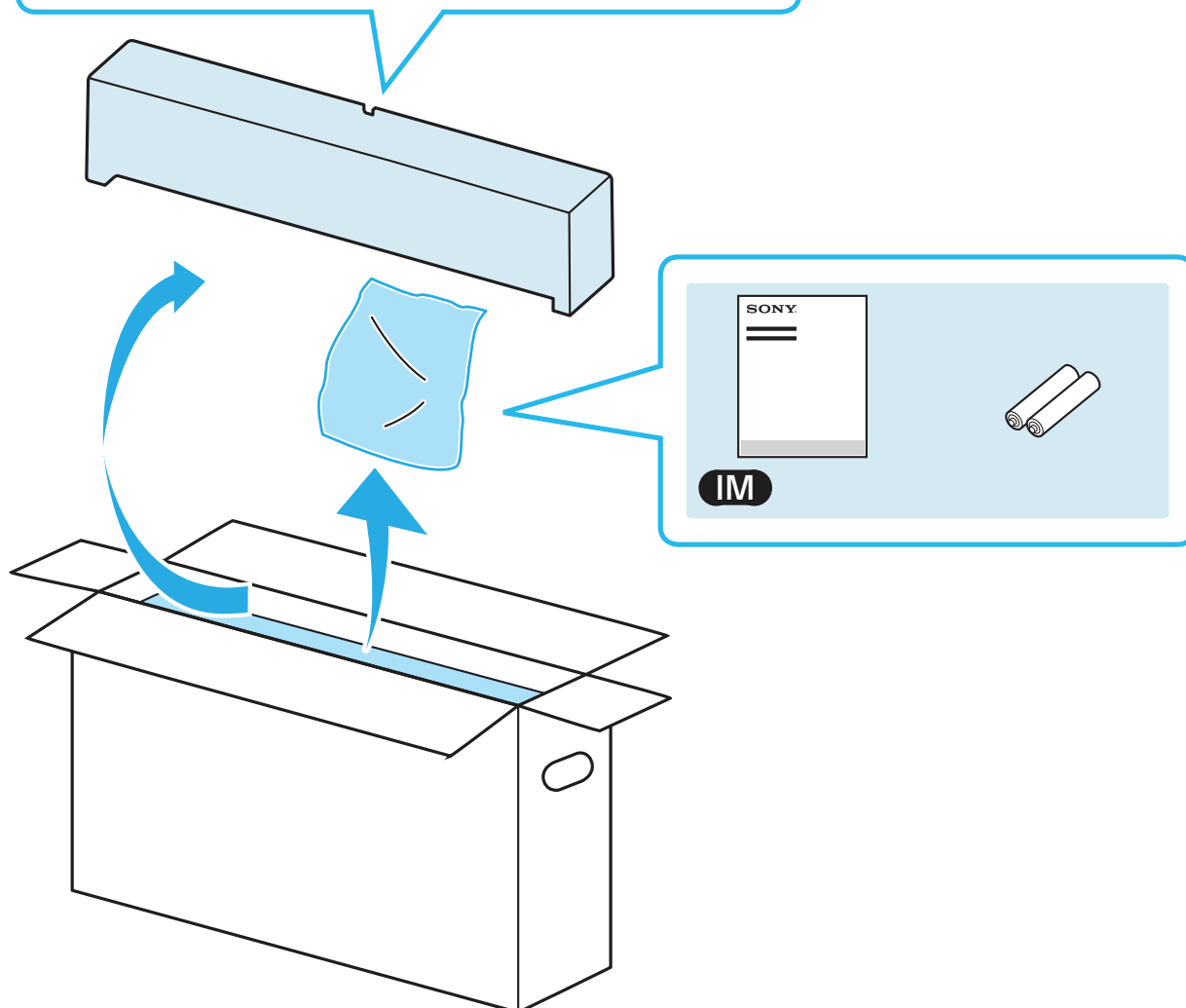
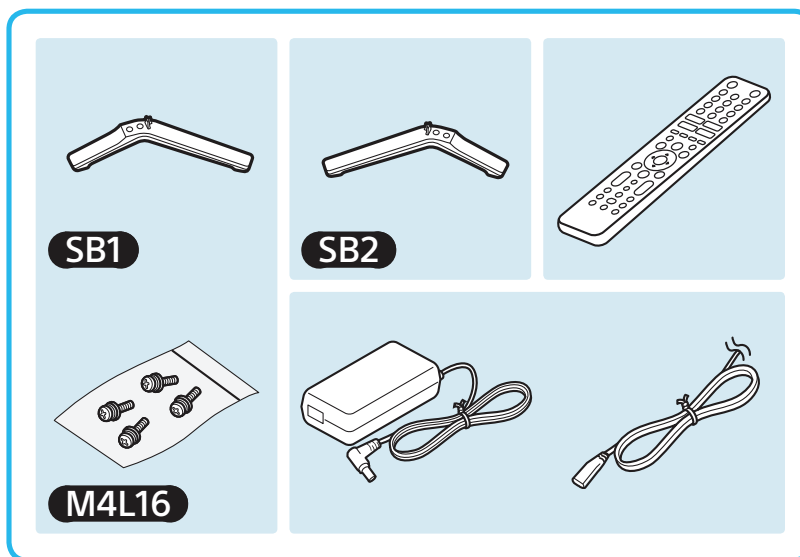
Llame al número telefónico que aparece en su póliza de garantía.

Por favor no devuelva el producto a la tienda donde adquirió el producto.

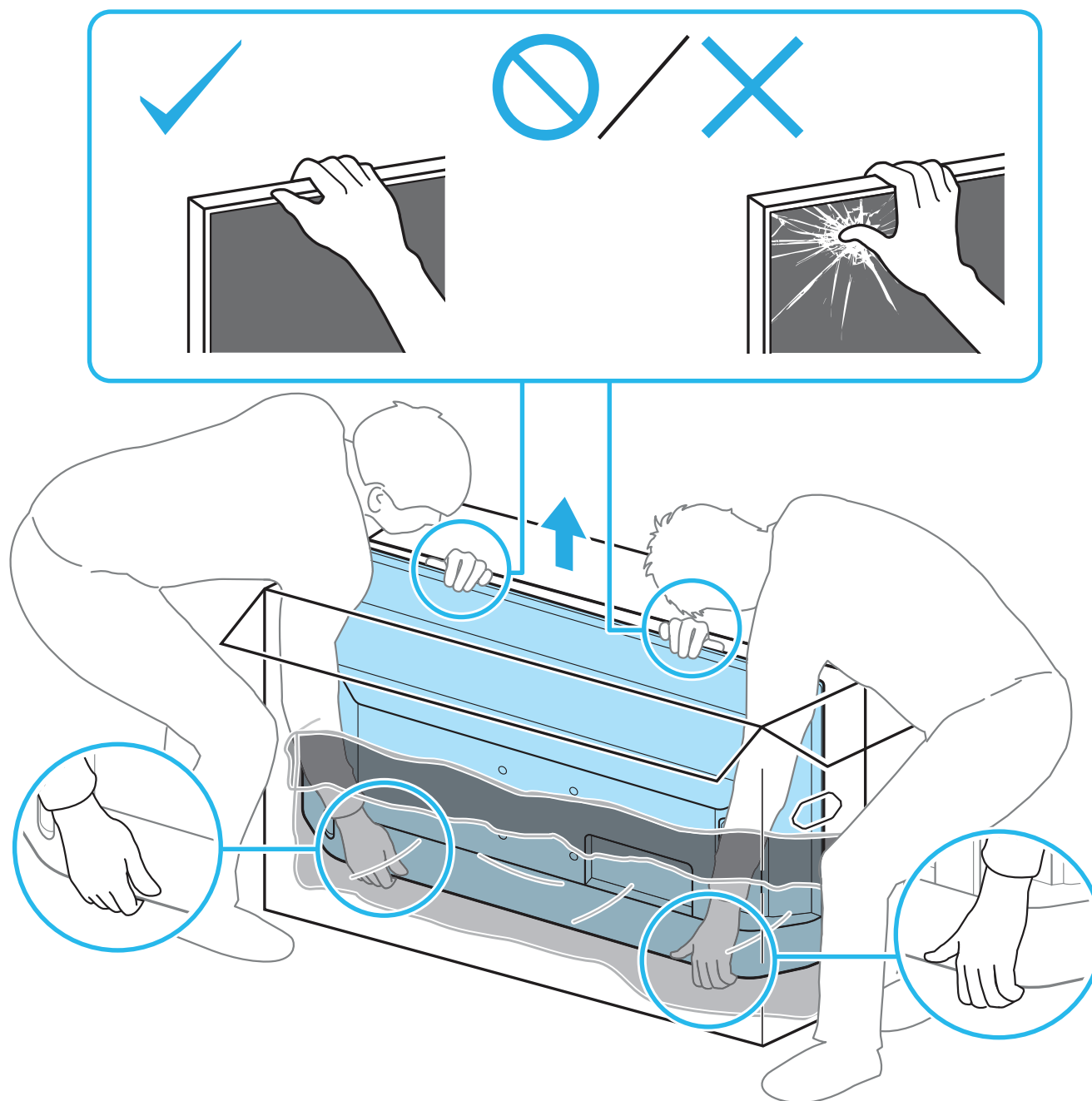
BRAVIA

KD-32W830K

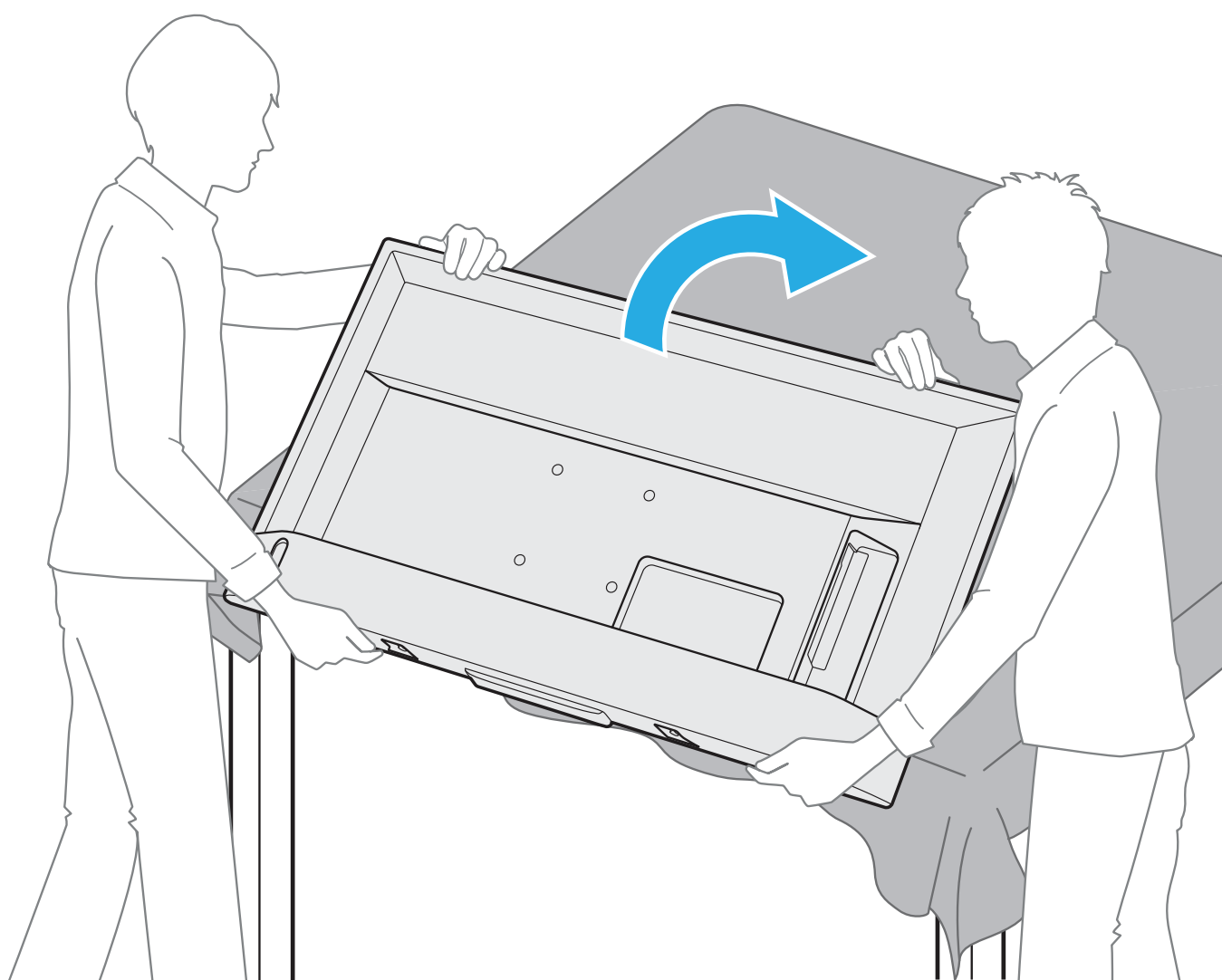
1



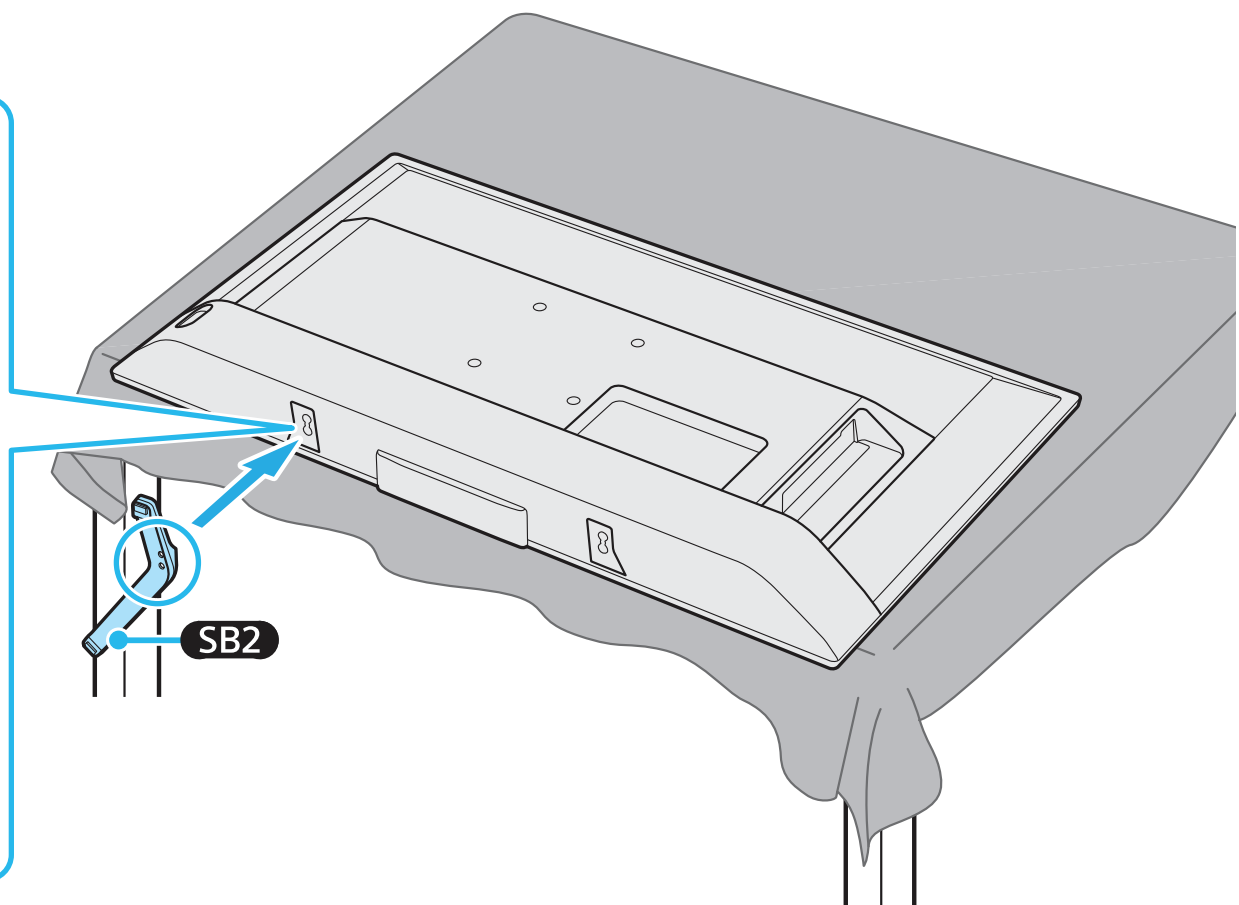
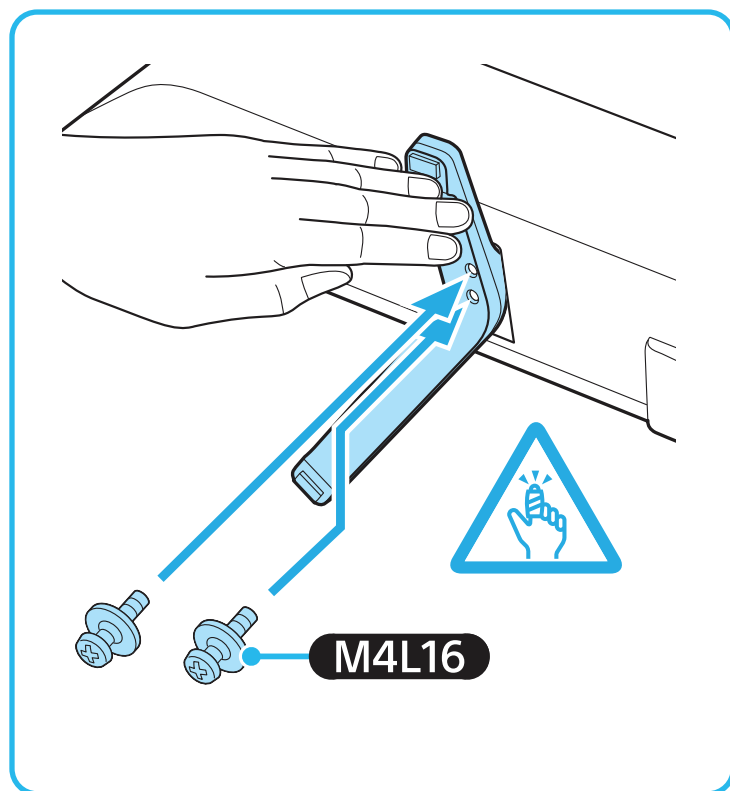
2



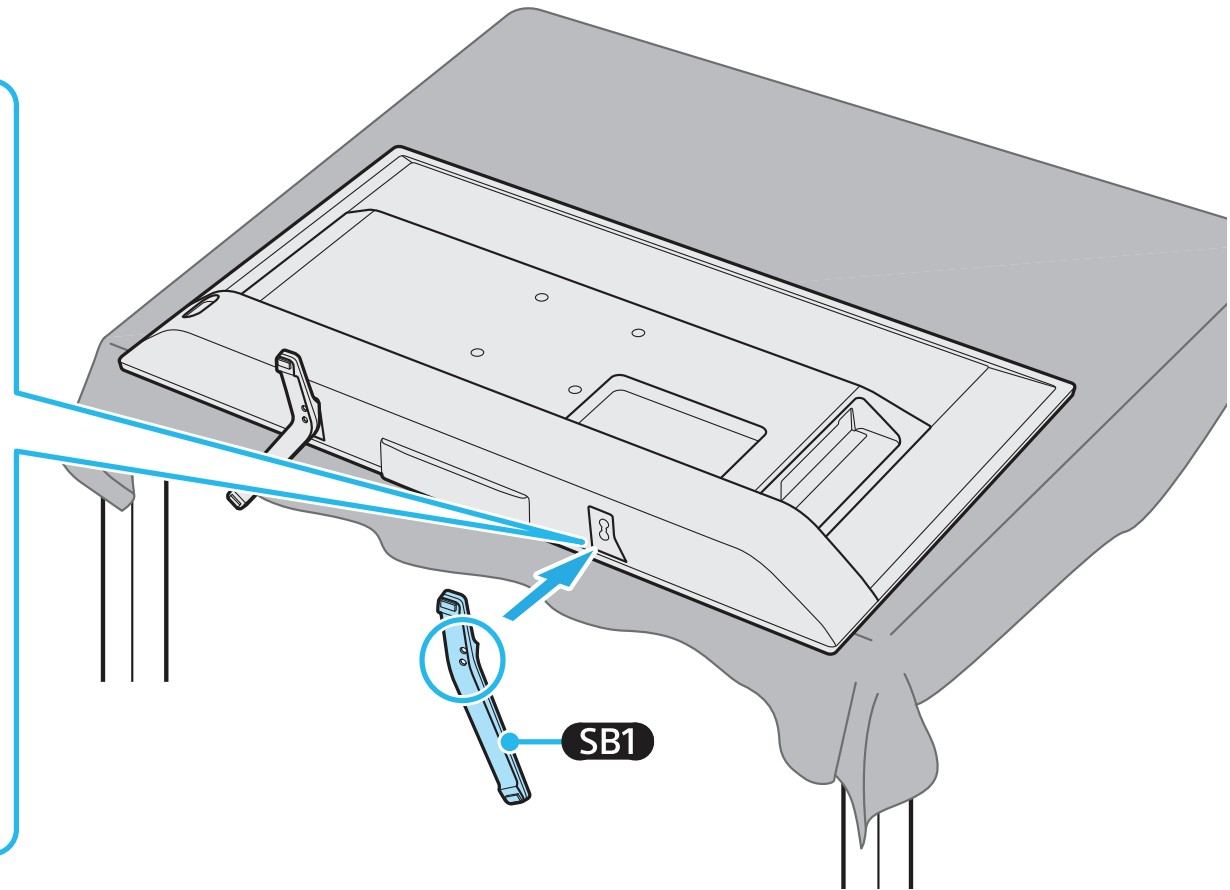
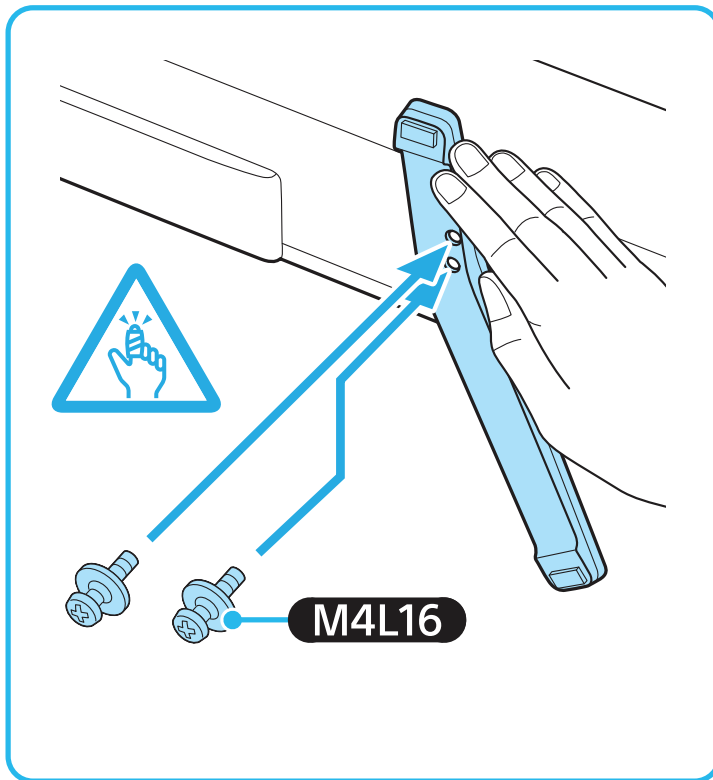
3



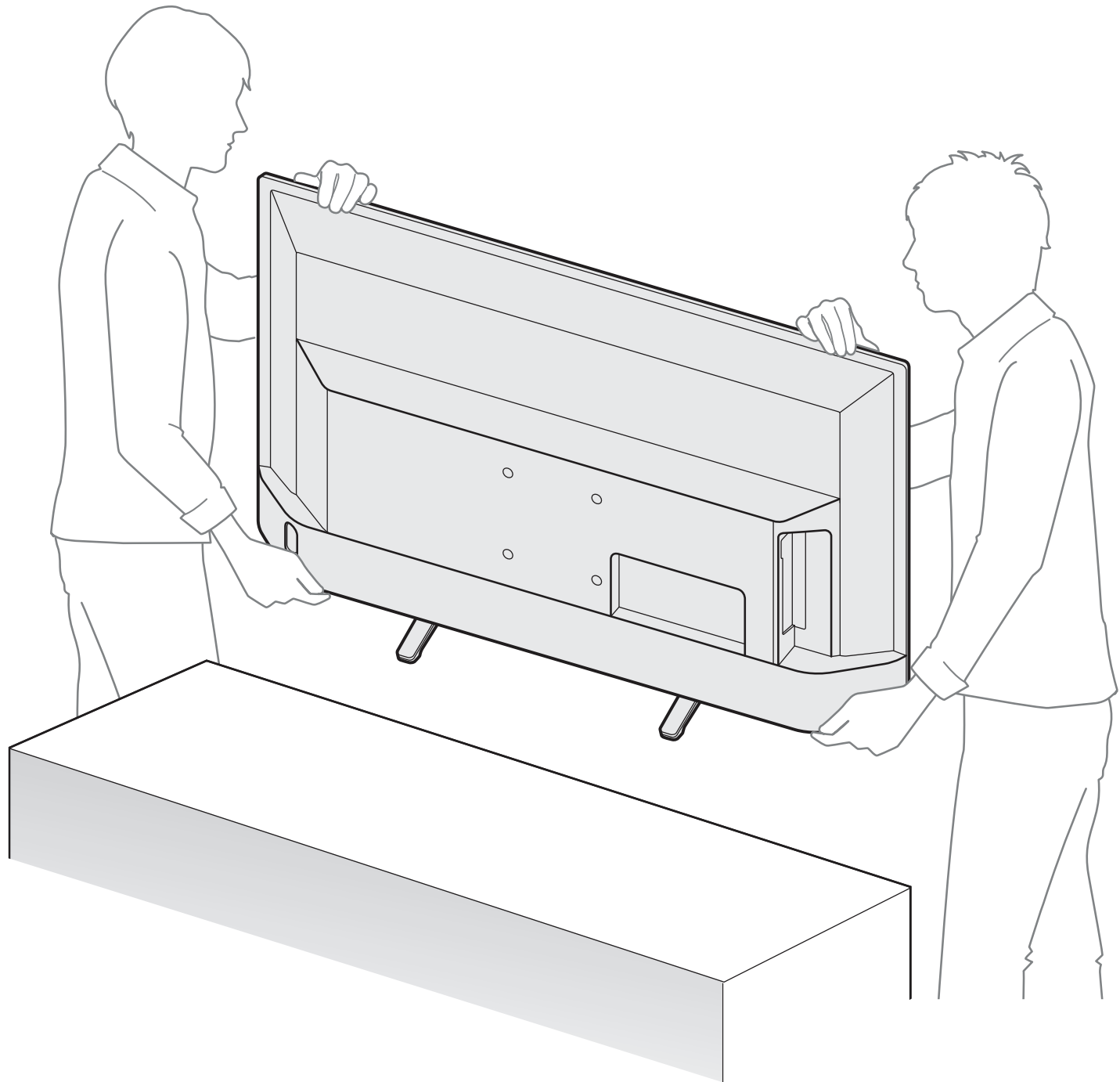
4



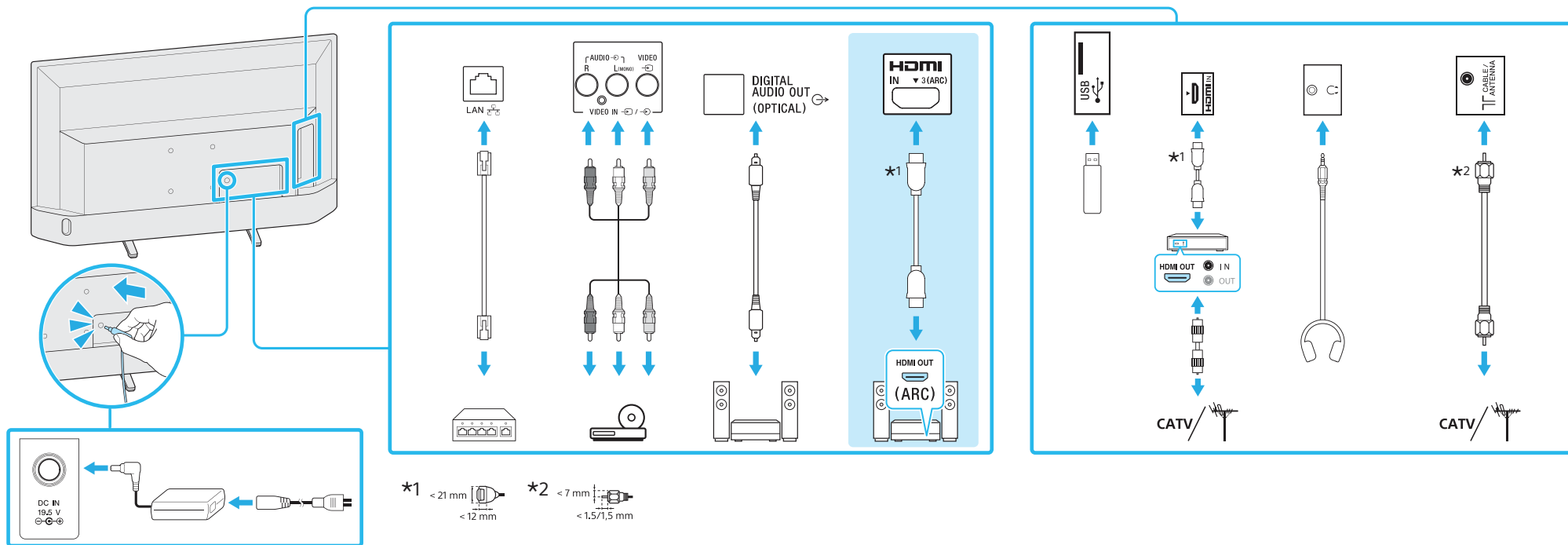
5



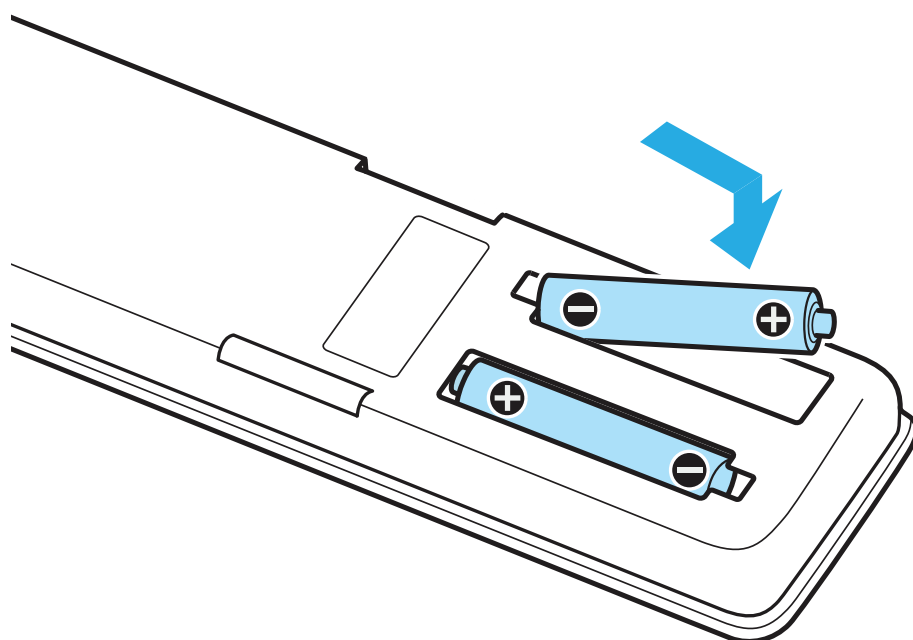
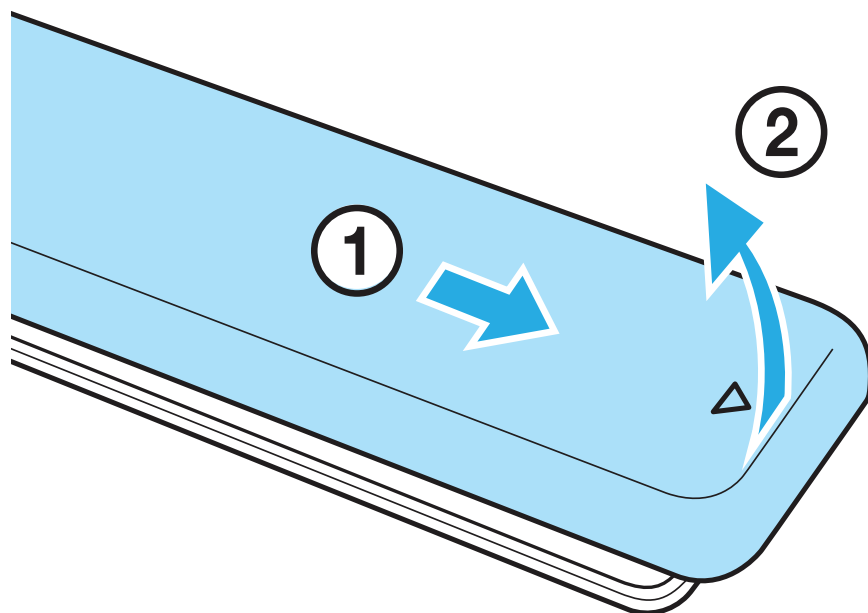
6



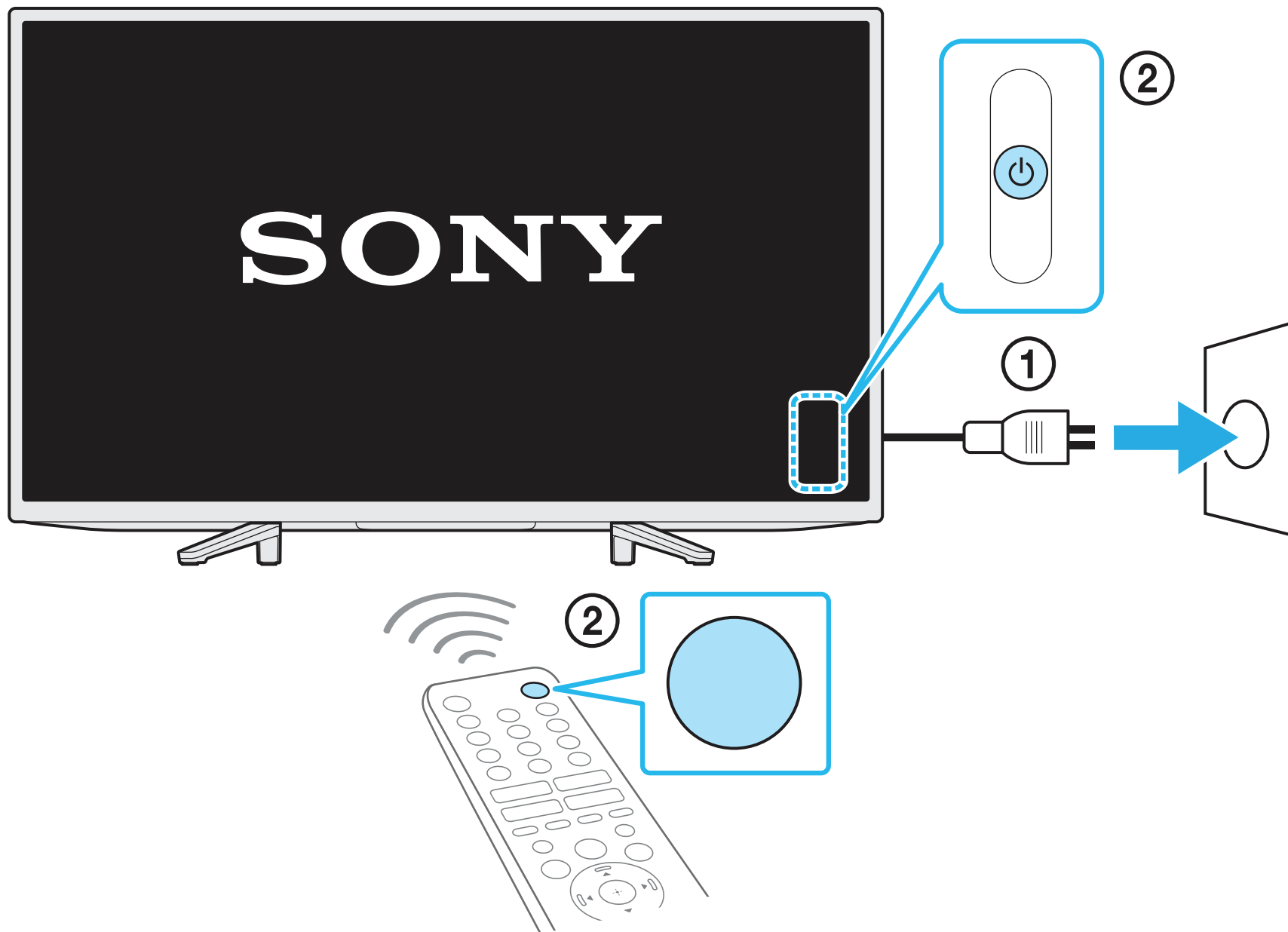
7

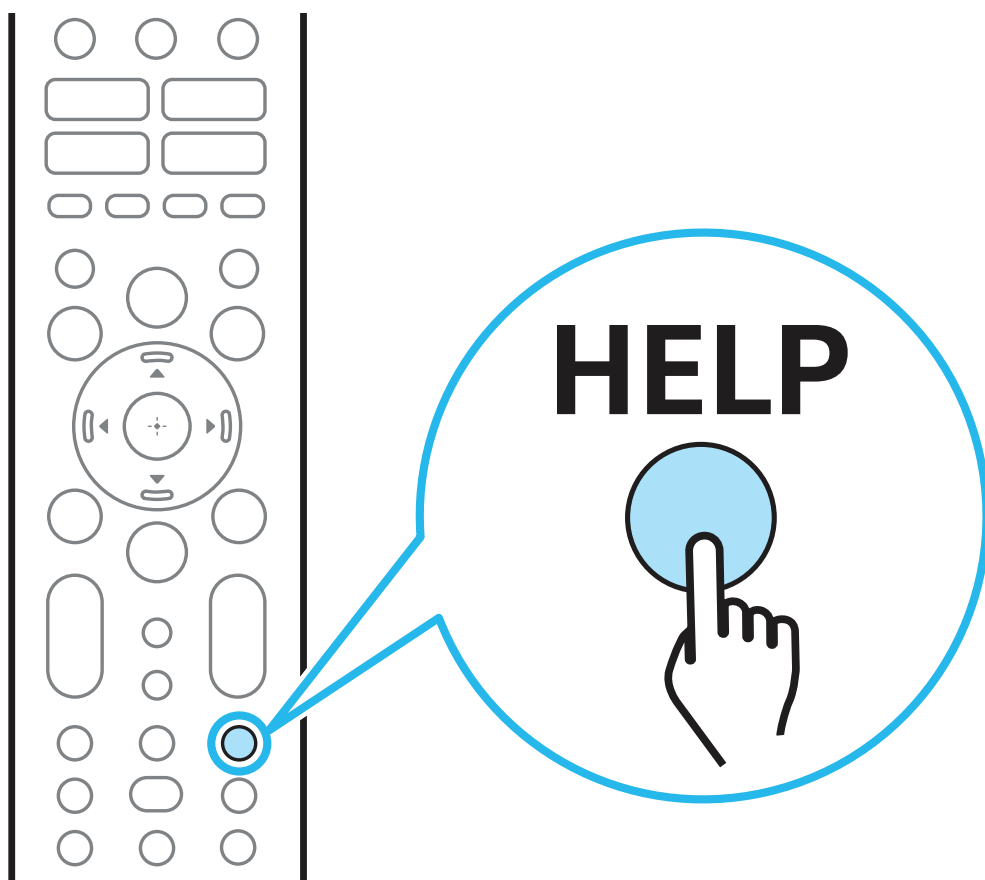


8



9





Help / Aide / Ayuda / Ajuda



Wall-Mount Bracket

Installation Information	GB
安裝信息	CS
安裝資訊	CT
Thông tin Lắp đặt	VN
Informations d'installation	FR
Информация об установке	RU
ข้อมูลการติดตั้ง	TH
Informasi Pemasangan	ID

Installation Information for Using Sony Wall-Mount Bracket (SU-WL450)

Supported models*:

* In the actual model names, the "x"/"xx" indicates numbers and/or characters specific to each model.

KD-32W8x0K / 43W8x0K

KD-43X7xK / 50X7xK / 55X7xK / 55X7xAK / 65X7xK / 65X7xAK

To Customers

For product protection and safety reasons, Sony strongly recommends that installation of your TV or LCD Monitor be performed by Sony dealers or licensed contractors. Do not attempt to install it yourself.

To Sony Dealers and Contractors

Provide full attention to safety during the installation, periodic maintenance and examination of this product.

Sufficient expertise is required for installing this product, especially to determine the strength of the wall for withstanding the TV's or LCD Monitor's weight. Be sure to entrust the attachment of this product to the wall to Sony dealers or licensed contractors and pay adequate attention to safety during the installation. Sony is not liable for any damage or injury caused by mishandling or improper installation.

For Safety and proper installation, follow the Wall-Mount Bracket Operation Instructions, TV or LCD Monitor Setup Guide and the directions in this manual.

Wall-Mount Bracket

On Safety

Thank you for purchasing this product.

To Customers

Installing the TV or LCD Monitor to the Wall



WARNING

PROFESSIONAL INSTALLATION REQUIRED

This product should only be installed by a professional installer who is trained to determine the strength of the wall for withstanding the TV's or LCD Monitor's weight. If it is not properly secured during installation, the TV or LCD Monitor may fall and cause serious injury. Sony is not liable for any damage or injury caused by mishandling or improper installation, or installing any other than the specified product. Your Statutory Rights (if any) are not affected.

To Sony Dealers

Sufficient expertise is required for installing this product. Be sure to read this instruction manual thoroughly to do the installation work safely. Sony is not liable for any damages or injury caused by mishandling or improper installation. Please give this manual to the customer after installation.

This instruction manual shows the correct handling of the product and important precautions necessary to prevent accidents. It is your responsibility to read, thoroughly understand, and follow all instructions in this instruction manual. Failure to do so may result in serious personal injury or property damage, and may void the warranty. Keep this manual available for future reference.

Products by Sony are designed with safety in mind. If the products are used incorrectly, however, it may result in a serious injury through fire, electric shock, the product toppling over, or the product dropping. Be sure to observe the precautions for safety to prevent such accidents.

CAUTION

Specified products

This Wall-Mount Bracket is designed for use with the products specified TVs or LCD Monitors. For TVs or LCD Monitors, refer to their Reference Guide to verify that the Wall-Mount Bracket can be used.

To Customers

WARNING

If the following precautions are not observed, serious injury or death through fire, electric shock, or the product dropping can result.

Be sure to subcontract the installation to licensed contractors and keep small children away during the installation.

If the Wall-Mount Bracket or the TV or LCD Monitor is not installed correctly, the following accidents may occur. Be sure licensed contractors carry out installation.

- The TV or LCD Monitor may fall and cause a serious injury such as a bruise or a fracture.
- If the wall on which the Wall-Mount Bracket is installed is unstable, uneven, or not perpendicular to the floor, the unit may fall and cause injury or property damage. The wall should be capable of supporting a weight of at least four times the TV or LCD Monitor weight. (Refer to your TV's or LCD Monitor's Reference Guide for its weight.)
- If the installation of the Wall-Mount Bracket on the wall is not sufficiently sturdy, the unit may fall and cause injury or property damage.

Be sure to subcontract moving or dismantling of the TV or LCD Monitor to licensed contractors.

If persons other than licensed contractors transport or dismount the TV or LCD Monitor, it may fall and cause injury or property damage. Two or more persons (three or more persons for 189.3 cm (75 inches) and above TV or LCD Monitor) are needed to transport a large TV or LCD Monitor (except Egypt).

Two or more persons (three or more persons for 75 inches (189.3 cm) and above TV or LCD Monitor) are needed to transport a large TV or LCD Monitor (Egypt only).

Do not remove screws, etc., after mounting the TV or LCD Monitor.

If you do so, the TV or LCD Monitor may fall and cause injury or property damage.

Do not make alterations to the parts of the Wall-Mount Bracket.

If you do so, the Wall-Mount Bracket may fall and cause injury or property damage.

Do not mount any equipment other than the specified product.

This Wall-Mount Bracket is designed for use with the specified product only. If you mount equipment other than specified, it may fall or break, and cause injury or property damage.

Do not apply any load other than the TV or LCD Monitor on the Wall-Mount Bracket.

Do not shake the TV or LCD Monitor left/right, up/down.

If you do so, the TV or LCD Monitor may fall and cause injury or property damage.

Do not lean on or hang from the TV or LCD Monitor.

Do not lean on or hang from the TV or LCD Monitor as it may fall on you and cause serious injury.

CAUTION

If the following precautions are not observed, injury or property damage may occur.

- Be sure to store the unused parts in a safe place for future use. Keep them away from children.

Do not handle the product with excessive force during cleaning or maintenance.

Do not apply excessive force on the topside of the TV or LCD Monitor. If you do so, the TV or LCD Monitor may fall and cause injury or property damage.

Precautions

- If you use the TV or LCD Monitor installed on the Wall-Mount Bracket for a long time, the wall behind or above the TV or LCD Monitor may become discolored or the wallpaper may come unstuck, depending on the material of the wall.
- If the Wall-Mount Bracket is removed after installing it on the wall, the screw holes are left.
- Do not use the Wall-Mount Bracket in a place where it is subjected to mechanical vibrations.

GB

Installing the Wall-Mount Bracket

To Sony Dealers

WARNING

The following instructions are for Sony dealers only. Be sure to read safety precautions described above and pay special attention to safety during the installation, maintenance and checking of this product.

Do not install the Wall-Mount Bracket on wall surfaces where the corners or the sides of the TV or LCD Monitor protrude away from the wall surface.

Do not install the Wall-Mount Bracket on wall surfaces such as a pillar, where the corners or the sides of the TV or LCD Monitor protrude away from the wall surface. If a person or object happens to hit the protruded corner or side of the TV or LCD Monitor, it may cause injury or property damage.

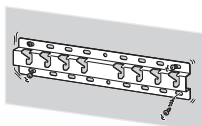


Do not install the TV or LCD Monitor over or under an air-conditioner.

If the TV or LCD Monitor is exposed to water leaks or air current from an air conditioner for a long time, it may cause a fire, an electric shock or a malfunction of the TV or LCD Monitor.

Be sure to install the Wall-Mount Bracket securely to the wall following the instructions in this instruction manual.

If any of the screws are loose or fall out, the Wall-Mount Bracket may fall and cause injury or property damage. Be sure to use the appropriate screws for the material of the wall and install the unit securely using four or more screws of 8 mm diameter (or equivalent).



Be sure to use the supplied screws and attachment parts properly following the instructions given in this instruction manual. If you use substitute items, the TV or LCD Monitor may fall and cause bodily injury to someone or damage to the TV or LCD Monitor.

Be sure to assemble the bracket properly following the instructed procedure explained in this instruction manual.

If any of the screws are loose or fall out, the TV or LCD Monitor may fall and cause bodily injury to someone or damage to the TV or LCD Monitor.

Be sure to tighten the screws securely in the designated position.

If you fail to do so, the TV or LCD Monitor may fall and cause bodily injury to someone or damage to the TV or LCD Monitor.

Be careful not to subject the TV or LCD Monitor to shock during installation.

If the TV or LCD Monitor is exposed to shock, it may fall or break apart. This may cause injury.

Be sure to install the TV or LCD Monitor on a wall that is both perpendicular and flat.

If you fail to do so, the TV or LCD Monitor may fall and cause injury.

After proper installation of the TV or LCD Monitor, secure the cables properly.

If people or objects get tangled with cables, this may result in injury or damage to the TV or LCD Monitor.

Do not allow the AC power cord (mains lead) or the connecting cable to be pinched.

If the AC power cord (mains lead) or the connecting cable is pinched between the unit and the wall or is bent or twisted by force, the internal conductors may become exposed and cause a short circuit or an electrical break. This may cause a fire or an electric shock.



The screws needed to secure the Wall-Mount Bracket to the wall are not supplied.

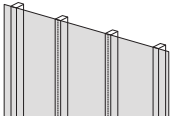
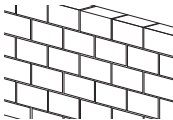
Use the appropriate screws for the wall material and structure when mounting the Wall-Mount Bracket.

Before Getting Started

- The TV or LCD Monitor illustrations shown in this manual are examples used to provide clear explanations of the operations. For this reason, the illustrations may appear different from your actual TV or LCD Monitor.

What Is Your Wall Made Of?

Firstly, check the type of the wall to install the TV or LCD Monitor.

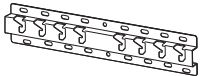








<div>Dry wall with studs</div> <div></div> <div>Precautions<ul style="list-style-type: none">• Maximum dry wall thickness: 16 mm.• Ensure that the inner wood stud size is at least 51 mm × 102 mm for common or 38 mm × 89 mm for nominal.</div>	<div>Solid concrete or concrete block</div> <div></div> <div>Precautions<ul style="list-style-type: none">• Mount the Wall-Mount Bracket directly onto the solid concrete wall.• Ensure that the thickness of solid concrete wall is at least 203 mm.• Ensure that the size of each concrete block is at least 203 mm × 203 mm × 406 mm.</div>
---	--

GB






Checking the Parts

Supplied with SU-WL450

- Verify that all the parts are included.

(A) Base (20) (x1) 	(B) Pulley (x2) 	(C) Screw (+PSW 6 x 20) (x4) 	(E) Spacer (20 mm) (x2) 
(F) Belt (x1) 	(I) Base Adaptor (x2) 	(J) Screw (+PSW 4 x 10) (x8) 	(K) Spacer (60 mm) (x2) 
(L) Screw (+PSW 6 x 50) (x2) 			



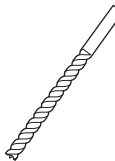
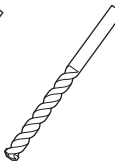
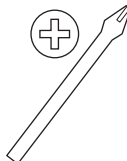
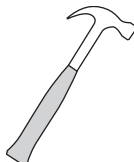
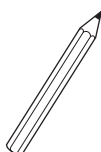
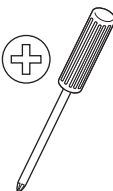
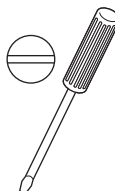





- These parts may not be used for your model.

(D) Screw (+PSW 4 x 20) with Bush (x2) 	(G) Bush (20) (M4) (x2) 	(H) Screw (+PSW 4 x 20) (x2) 	(M) Bush (M4) (x2) 
(N) Screw (+PSW 4 x 50) (x2) 			

* Only for limited region/country/model.

Preparing for Installation

- Have the TV's or LCD Monitor's Reference Guide and Setup Guide at hand before installation.
- Confirm the installing position of your TV or LCD Monitor.
- Prepare four or more screws of 8 mm diameter and one screw of 5 mm or equivalent (not supplied). Select screws suitable for the material of the wall.
- Prepare the following tools:

*1			 5.5 mm	 10 mm	
*2			 1.5 N·m {15 kgf·cm}	*3	 1.5 N·m {15 kgf·cm}
	*2	 (×4)	 (×4) 8 mm × 60 mm	 5 mm	
*4					

*1 Only for dry wall with studs



*2 Only for solid concrete or concrete block

*3 Depending on models

*4 Only for TV or LCD Monitor 189.3 cm (75 inches) and above (except Egypt)

Only for TV or LCD Monitor 75 inches (189.3 cm) and above (Egypt only)

Installing the Wall-Mount Bracket to the Wall

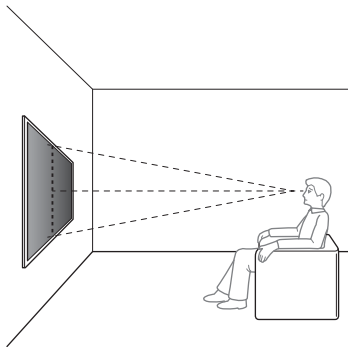
1 Decide on the installation location.

Make sure that the wall has enough space for the TV or LCD Monitor and is capable of supporting a weight of at least four times that of the TV or LCD Monitor.

Refer to your TV's or LCD Monitor's Reference Guide for the TV's or LCD Monitor's weight.

Note

- When your TV or LCD Monitor is installed on the wall, the upper side of the TV or LCD Monitor slightly leans forward.
- We recommend you to check the position of TV or LCD Monitor in the viewing environment.



2 Select wall mounting style as shown below.

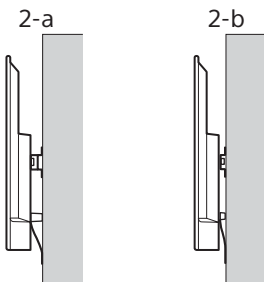
2-a: Standard mounting

2-b: Slim mounting

- Refer "Measurement for Wall-Mount Bracket installation on the wall" on page 16.

WARNING

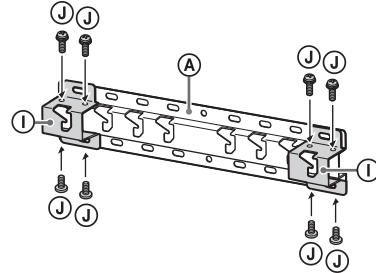
- When 2-b is selected, rear terminal access is limited.



3 If standard mounting (2-a) is selected:

Fit Base Adaptor ① by using Screw (+PSW 4 × 10) ② to Base (20) ③.

- Refer "Base Adaptor ① fitting location" on page 17.



Eg. Fitting Base Adaptor ① at location "a"

If slim mounting (2-b) is selected:

Skip this step.

4 Decide the positions of the screws for installing the Base (20) ③.

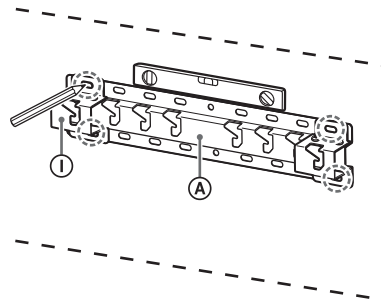
- Refer "Specifications" on page 15.

WARNING

- Determine the strength of the wall the TV or LCD Monitor will be mounted on. Reinforce the wall sufficiently, if necessary.
- The wall that the TV or LCD Monitor will be mounted on should be able to support a weight of at least **four times** that of the TV or LCD Monitor. (Refer to your TV's or LCD Monitor's Reference Guide for its weight.)

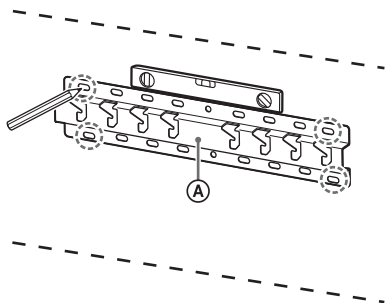
If standard mounting (2-a) is selected:

Use the hole positions of Base Adaptor ①.



Eg. Marking at location "a" to fit Base (20) ③

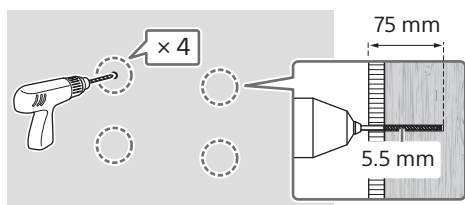
If slim mounting (2-b) is selected:



Eg. Marking at location "a" to fit Base (20) A

- 5 Drill pilot holes on the marks.**
Make sure the location on the wall to drill the holes are strong enough to support a weight of at least four times that of the TV or LCD Monitor.

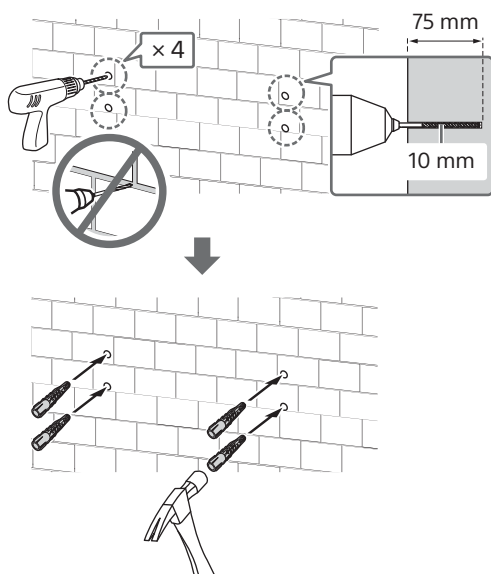
Drilling on dry wall with studs:



Note

- Pilot holes must be drilled to a depth of 75 mm, using a 5.5 mm diameter drill bit.

Drilling on solid concrete or concrete block:



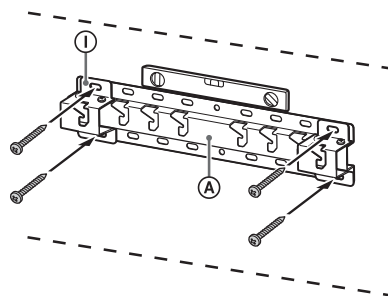
- 6 Install the Base (20) A on the wall using suitable screws (not supplied).**

Note

- Use four or more screws of 8 mm diameter or equivalent (not supplied).
- Use a level to check whether the Base (20) A is level.

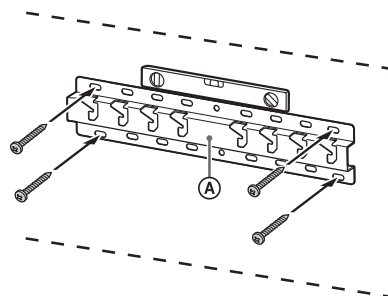
If standard mounting (2-a) is selected:

Fit four screws to the holes of Base Adaptor ① with Base (20) A.



Eg. Fitting Base (20) A at location "a"

If slim mounting (2-b) is selected:

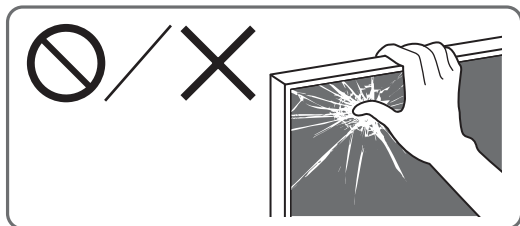


Eg. Fitting Base (20) A at location "a"

Preparing for the Installation of the TV or LCD Monitor

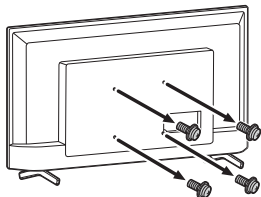
Note

- Be sure to store the removed screws and unused parts in a safe place, keeping them away from children.



KD-55X7xK / 55X7xAK / 65X7xK / 65X7xAK only

- 1 Attach the Table-Top Stand to make the TV or LCD Monitor standing.
 - Refer to your TV's or LCD Monitor's Setup Guide.
- 2 Remove the screws from the rear of the TV or LCD Monitor.

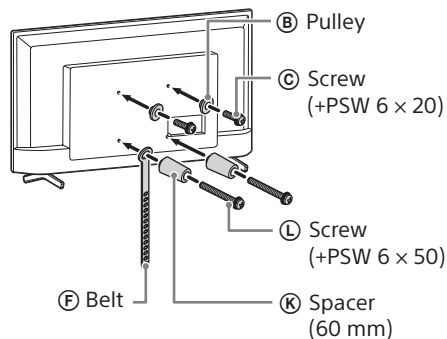


- 3 Attach the Attachment parts for Wall-Mount Bracket. Check the Attachment parts by referring to "Supplied with SU-WL450" in "Checking the Parts" on page 6.

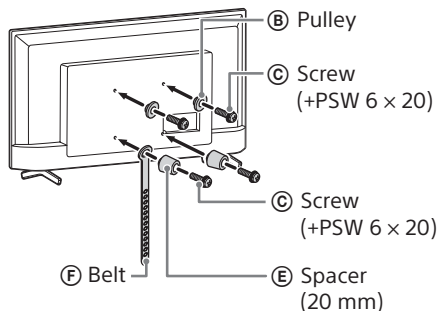
Note

- Firmly secure the Attachment parts using screws.
- When using an electric screwdriver, set the torque setting to approximately 1.5 N·m {15 kgf·cm}.

If standard mounting (2-a) is selected:



If slim mounting (2-b) is selected:



4 Connect the necessary cable(s) to the TV or LCD Monitor.

Make sure to connect the cables before installing the TV or LCD Monitor on the wall. You will be unable to connect the cables when the TV or LCD Monitor is installed.

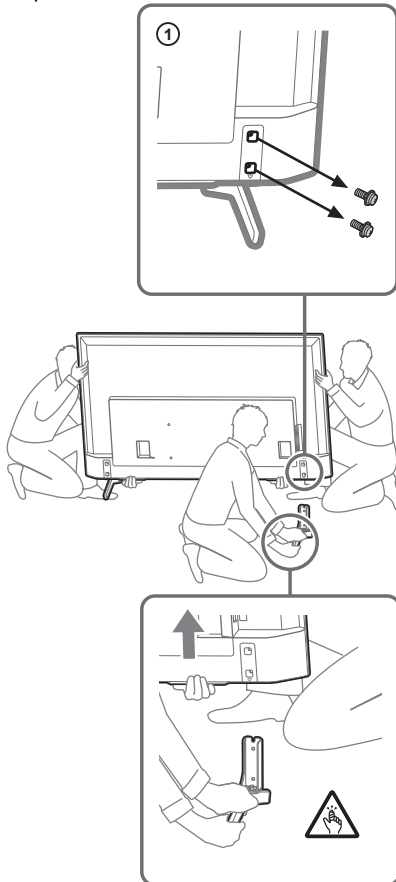
Note

- Subcontract the cable routing in the wall to a licensed contractor.
- Bundle the connecting cables to prevent stepping on them before wall mounting.

5 Detach the Table-Top Stand from the TV or LCD Monitor.

The following illustration is an example of the operation.

- (a) Detaching one side of the Table-Top Stand at a time: remove the screws firstly then the Table-Top Stand. Firmly hold the Table-Top Stand securely with both hands while the other people lift up the TV.



- (b) Repeat the previous step and remove the other side of the Table-Top Stand.

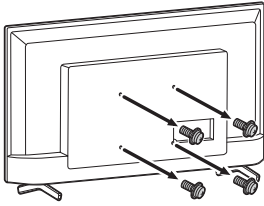
Note

- Three or more people are required to detach the Table-Top Stand.
- Be careful not to use excessive force while detaching the Table-Top Stand from the TV as it may cause the TV set to fall resulting in personal injury or physical damage to the TV.
- Take care when handling the Table-Top Stand to prevent damage to the TV.
- Be careful when lifting the TV as the Table-Top Stand is detached, the Table-Top Stand may topple over and cause personal injury.
- Take care when removing the Table-Top Stand from the TV to prevent it from falling over and damaging the surface that the TV is sitting on.
- Do not remove the Table-Top Stand for any reason other than to install corresponding accessories on the TV.
- Be sure the TV is vertical before turning on. To avoid uneven picture uniformity do not power on the TV with the LCD panel facing down.
- When attaching the Table-Top Stand again, be sure to fasten the screws (previously removed) to the original holes on the rear of the TV.

**Except KD-55X7xK / 55X7xAK /
65X7xK / 65X7xAK**

1 Remove the screws from the rear of the TV.

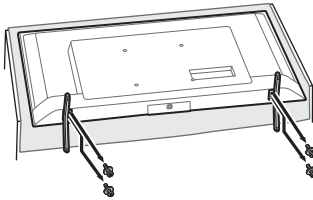
Except KD-32W8x0K



Note

- Be sure to store the removed screws and unused parts in a safe place, keeping them away from children.

2 Detach the Table-Top Stand from the TV.



Note

- Make sure to place TV on the place where you put a soft cloth on to prevent damaging display's surface.
- When installing the Wall-Mount Bracket, do not use the screws removed from the Table-Top Stand.
- Be sure to store the removed Table-top Stand and its screws in a safe place, keeping them away from children. You will need them if you want to use the TV on a table in the future. The Table-Top Stand cannot be purchased separately.

WARNING

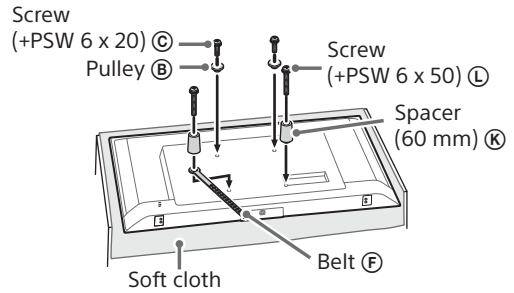
- Be sure the TV is on the vertical position before switching on. TV set must not powered on with LCD panel face down to avoid uneven picture uniformity.
- If pressure or shock is applied to the surface of the TV, the TV may break or become damaged.
- Lay the TV face down on a stable and level surface with the Table-Top Stand hanging over the edge of the surface. Having the TV face and the base of the Table-Top Stand on the same level surface will create an unstable working condition and can damage the TV.
- When detaching the Table-Top Stand from the TV, hold the Table-Top Stand securely with both hands.

3 Attach the Attachment parts for Wall-Mount Bracket. Check the Attachment parts by referring to "Supplied with SU-WL450" in "Checking the Parts" on page 6.

Note

- Firmly secure the Attachment parts using screws.
- When using an electric screwdriver, set the torque setting to approximately 1.5 N·m {15 kgf·cm}.

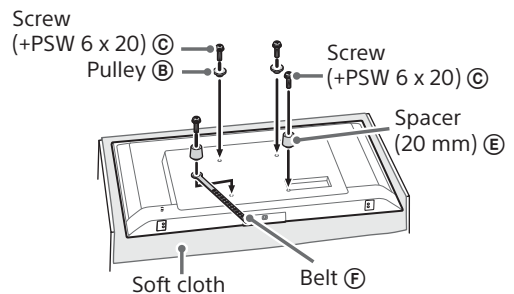
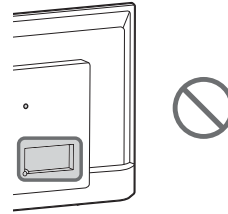
Standard mounting (2-a)



Slim mounting (2-b)

Note

- You cannot use some of the terminals on the rear of the TV when using this mounting style.



4 Connect the necessary cable(s) to the TV.

Make sure to connect the cables before installing the TV on the wall. You will be unable to connect the cables when the TV is installed.

Refer to the Reference Guide supplied with your TV.

Note

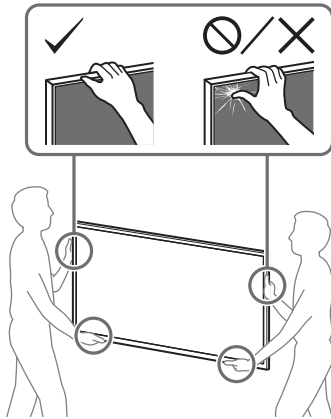
- Subcontract the cable routing in the wall to a licensed contractor.
- Bundle the connecting cables to prevent stepping on them before wall mounting.

Installing the TV or LCD Monitor on the Wall

WARNING

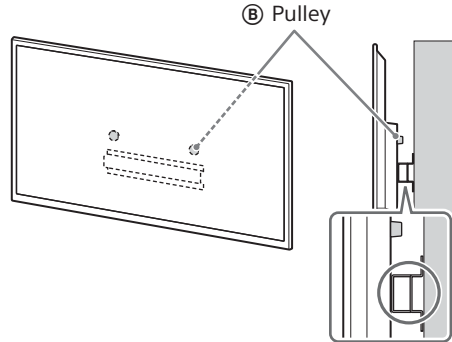
- Two or more persons (three or more persons for 189.3 cm (75 inches) and above TV or LCD Monitor) are needed to transport a large TV or LCD Monitor (except Egypt).

Two or more persons (three or more persons for 75 inches (189.3 cm) and above TV or LCD Monitor) are needed to transport a large TV or LCD Monitor (Egypt only).



1 Lift the TV or LCD Monitor.

- For the location of the Pulleys (B) to hang on the Base (20) (A) or Base Adaptor (I), refer to "Base Adaptor (I) fitting location" on page 17.
- Make sure that the rear of the TV or LCD Monitor touches the Base (20) (A) or Base Adaptor (I) when holding the TV or LCD Monitor.

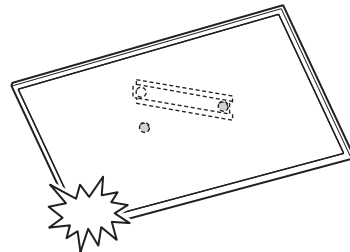


Note

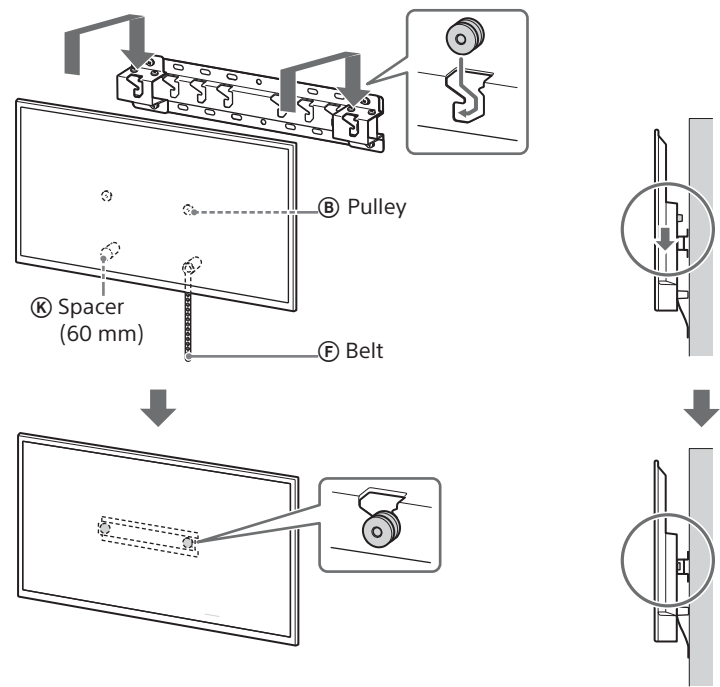
- Hold the TV or LCD Monitor securely with both hands.

2 Install the TV or LCD Monitor onto the Base (20) (A) or Base Adaptor (I).

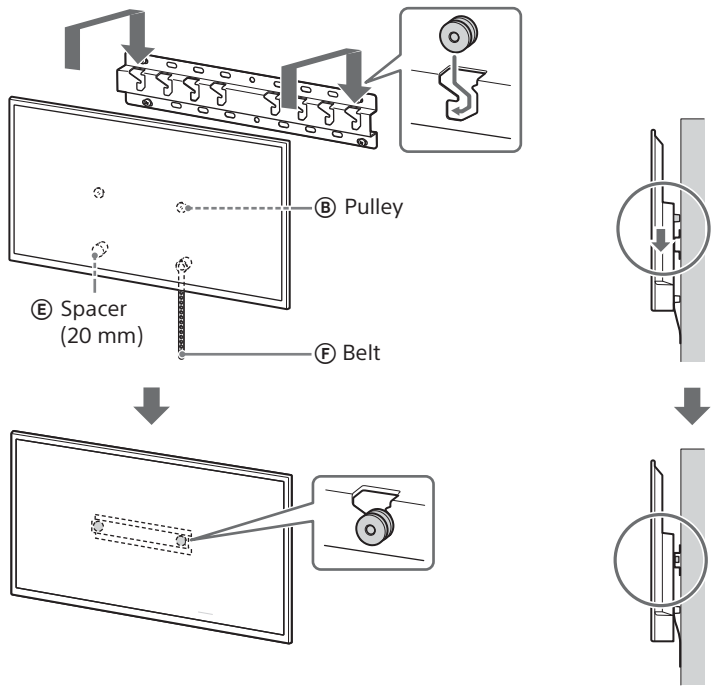
- Gently slide down the TV or LCD Monitor and hang the Pulleys (B) attached to the rear of the TV or LCD Monitor to the Base (20) (A) or Base Adaptor (I), making sure to confirm the shape of the holes.
- After installing the TV or LCD Monitor on the wall, confirm the Pulleys (B) are firmly latched into the Base (20) (A) or Base Adaptor (I).
- Release both hands slowly to ensure that the TV or LCD Monitor does not fall.



If standard mounting (2-a) is selected:

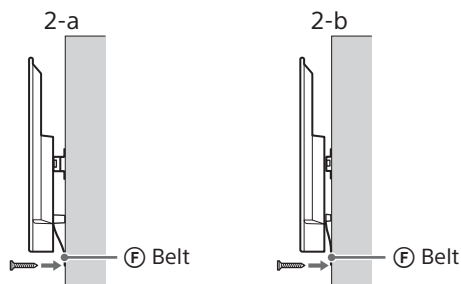


If slim mounting (2-b) is selected:



3 Preventing the bottom of the TV or LCD Monitor from shifting.

- Take up the slack of Belt ⑥ and attach it to the wall tightly.



- Use a 5 mm diameter screw or equivalent (not supplied).

Note

- Try to pull the bottom of the TV or LCD Monitor towards yourself slightly, to make sure that it does not move forward. If there is any movement, it is not fixed correctly, and the Belt ⑥ should be secured firmly again.

Confirming the Completion of the Installation

Check the following points.

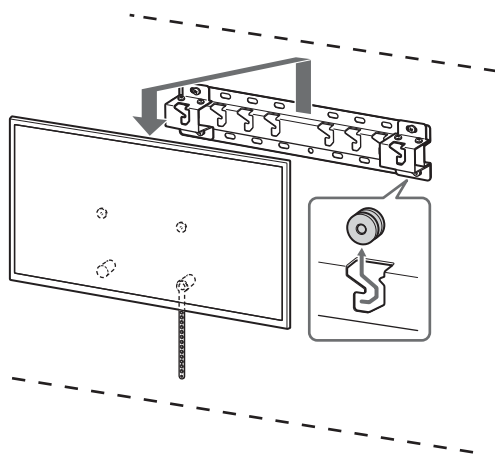
- The Pulleys ③ are firmly hung onto the Base (20) ① or Base Adaptor ①.
- The cord and the cable are not twisted or pinched.
- The Belt ⑥ is tight with no slack.

WARNING

- Improper placement of the AC power cord (mains lead), etc. may cause fire or electric shock through a short circuit. Be sure to confirm the completion of the installation for safety.

Other Information

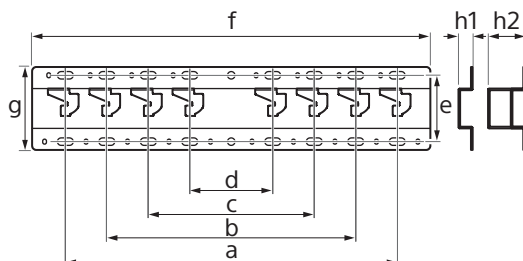
When removing the TV or LCD Monitor, reverse the previous installation procedure.



WARNING

- Two or more persons (three or more persons for 189.3 cm (75 inches) and above TV or LCD Monitor) are needed to transport a large TV or LCD Monitor (except Egypt).
Two or more persons (three or more persons for 75 inches (189.3 cm) and above TV or LCD Monitor) are needed to transport a large TV or LCD Monitor (Egypt only).

Specifications



Dimensions: (Approx.) [mm]

a : 400
b : 300
c : 200
d : 100
e : 80
f : 480
g : 100

h1 : 20 (for slim mounting, 2-b)

h2 : 60 (for standard mounting, 2-a)

Mass (base only): (Approx.) [kg]

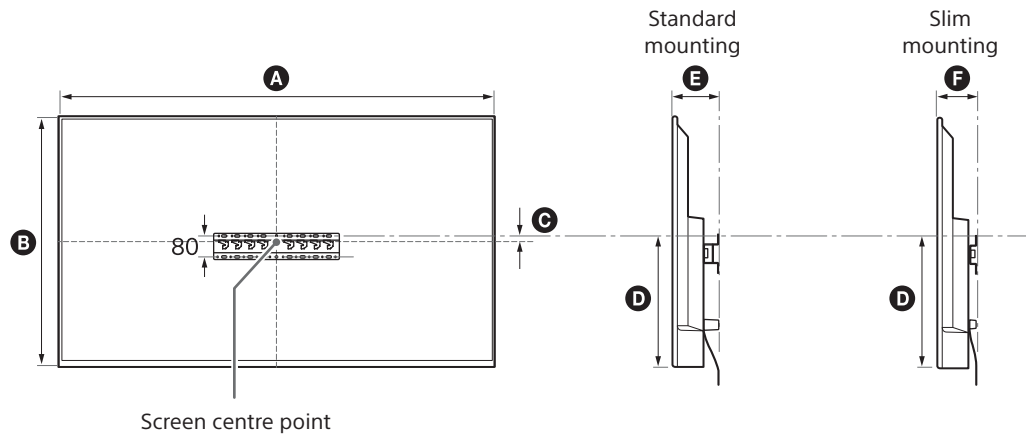
0.8

Design and specifications are subject to change without notice.

References

Measurement for Wall-Mount Bracket installation on the wall

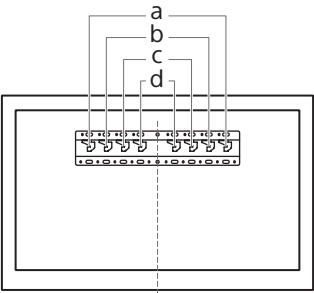
Figures in the table may differ slightly depending on the installation.



(mm)

Model Name	A	B	C	D	E	F
KD-65X74K / 65X75K / 65X75AK	1463	852	52	382	149	107
KD-55X74K / 55X75K / 55X75AK	1243	729	12	383	146	104
KD-50X74K / 50X75K	1127	662	11	349	139	97
KD-43X74K / 43X75K	971	575	47	342	139	97
KD-43W870K / 43W880K	970	571	8	299	138	96
KD-32W820K / 32W830K	730	437	39	265	138	96

Base Adapter ⓘ fitting location



Model Name	Hook location
KD-65X74K / 65X75K / 65X75AK	a
KD-55X74K / 55X75K / 55X75AK	a
KD-50X74K / 50X75K	b

Model Name	Hook location
KD-43X74K / 43X75K	c
KD-43W870K / 43W880K	d
KD-32W820K / 32W830K	d

SONY®

5-038-147-01(1)



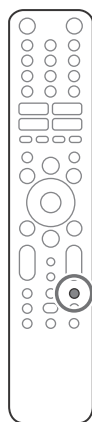
Television Téléviseur

Reference Guide

US

Manuel de référence

FR



HELP

BRAVIA

Read this manual before using this product

Sony Customer Support

U.S.A.:

<https://www.sony.com/tvsupport>

Canada:

<https://www.sony.ca/support>

United States Canada
1.800.222.SONY 1.877.899.SONY

Call the telephone number that appears on
your warranty card/policy.

Please do not return the product to the
store.

Lisez ce manuel avant d'utiliser le produit

Service à la clientèle Sony

Canada :

<https://www.sony.ca/support>

États-Unis :

<https://www.sony.com/tvsupport>

Canada États-Unis
1.877.899.SONY 1.800.222.SONY

Appelez le numéro de téléphone qui
apparaît sur votre carte/police de garantie.

Ne retournez pas le produit au magasin.

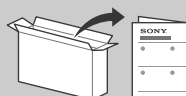
KD-32W830K

About Manuals

This TV comes with the following manuals. Please retain the manuals for future reference.

Setup Guide

- TV installation and setup.



Reference Guide (this manual) / Safety Documentation

- Safety information, remote control, troubleshooting, wall-mount installation, specification, etc.



Help Guide (On screen Manual)


- Settings, functions, Internet connection, troubleshooting, etc.
- To open it, press the **HELP** button on the remote control and select Help Guide.



- You can refer to the Help Guide with your smartphone.



https://rd1.sony.net/help/tv/jusltnr4/h_usltn/

IMPORTANT – Read the End User Software License Agreement before using your Sony product. Using your product indicates your acceptance of the End User Software License Agreement. The software license agreement between you and Sony is available online at Sony website (<https://www.sony.net/tv-software-licenses2/>) or on your product screen. Press  (Quick Settings) on the remote control and select [Settings] → [System] → [About] → [Legal information] → [End user license agreement].

Note

- Images and illustrations used in the Setup Guide and this manual are for reference only and may differ from the actual product.
- Setting menus are subject to change without notice due to software updates.
For latest information, visit Sony support website.

The 32" class has a 31.5 inch (80.0 cm) viewable image size (measured diagonally).

Location of the identification label

Labels for the TV Model No. and Power Supply rating are located on the rear of the TV.
For models with supplied AC adapter:
Labels for AC adapter Model No. and Serial No. are located at the bottom of AC adapter.

IMPORTANT NOTICE

Owner's Record

The model and serial numbers are located at the side and/or rear of the TV. Record these numbers in the spaces provided below. Refer to them whenever you call upon your Sony dealer regarding this TV.

Model Name _____

Serial No. _____

CAUTION

To prevent electric shock and blade exposure, do not use this AC plug with an extension cord, receptacle or other outlet unless the blades can be fully inserted.

- Operate the TV only on 100 V - 240 V AC (U.S.A./Canada 120 V AC).

Note

- This television includes a QAM demodulator which should allow you to receive unscrambled digital cable television programming via subscription service to a cable service provider. Availability of digital cable television programming in your area depends on the type of programming and signal provided by your cable service provider.

Safety Information

Notice for customers in the United States of America

Supplier's Declaration of Conformity

Trade Name: SONY
Model: KD-32W830K
Responsible Party: Sony Electronics Inc.
Address: 16535 Via Esprillo, San Diego, CA 92127 U.S.A.
Telephone Number: 858-942-2230

FCC Related Information

This equipment has been tested and found to comply with the limits for a Class B digital device, pursuant to Part 15 of the FCC Rules. These limits are designed to provide reasonable protection against harmful interference in a residential installation. This equipment generates, uses and can radiate radio frequency energy and, if not installed and used in accordance with the instructions, may cause harmful interference to radio communications. However, there is no guarantee that interference will not occur in a particular installation. If this equipment does cause harmful interference to radio or television reception, which can be determined by turning the equipment off and on, the user is encouraged to try to correct the interference by one or more of the following measures:

- Reorient or relocate the receiving antenna.
- Increase the separation between the equipment and receiver.
- Connect the equipment into an outlet on a circuit different from that to which the receiver is connected.
- Consult the dealer or an experienced radio/TV technician for help.

Pursuant to FCC regulations, you are cautioned that any changes or modifications not expressly approved in this manual could void your authority to operate this equipment.

Safety and Regulatory

FCC regulations restrict operation of this device to indoor use only.

Notice for customers in Canada

This device contains licence-exempt transmitter(s)/receiver(s) that comply with Innovation, Science and Economic Development Canada's licence-exempt RSS(s). Operation is subject to the following two conditions:

- (1) This device may not cause interference.
- (2) This device must accept any interference, including interference that may cause undesired operation of the device.

To prevent radio interference to the licensed service, this device is intended to be operated indoors and away from windows to provide maximum shielding. Equipment (or its transmit antenna) that is installed outdoors is subject to licensing.

High-power radars are allocated as primary users (i.e. priority users) of the bands 5250-5350 MHz and 5650-5850 MHz and that these radars could cause interference and/or damage to LE-LAN devices.

Notice for customers in the United States of America and Canada

This equipment complies with FCC/IC radiation exposure limits set forth for an uncontrolled environment and meets the FCC radio frequency (RF) Exposure Guidelines and RSS-102 of the IC radio frequency (RF) Exposure rules. This equipment should be installed and operated keeping the radiator at least 20 cm or more away from person's body (excluding extremities: hands, wrists, feet and ankles).

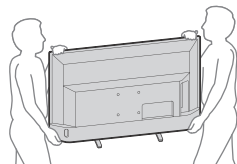
This device and its antenna(s) must not be co-located or operating with any other antenna or transmitter except Grant condition.

Before setting up your TV

Some TV models are packaged with a detached Table-Top Stand so you can mount your TV to a wall right away. See "Installing the TV to the Wall" if you want to mount the TV to a wall. If you are not mounting the TV to a wall, you will need to attach the Table-Top Stand (refer to the Setup Guide).

Be sure to consider the following while setting up your TV:

- Disconnect all cables when carrying the TV.
- Two or more persons are needed to transport a large TV set.
- Correct hand placement while carrying the TV is very important for safety and to avoid damage.



- Ensure your TV has adequate ventilation, refer to the safety documentation.
- For best picture quality, do not expose the screen to direct illumination or sunlight.
- Avoid installing the TV in a room with reflective wall and floor materials.
- Avoid moving the TV from a cold area to a warm area. Sudden room temperature changes may cause moisture condensation. This may cause the TV to show poor picture and/or poor color. Should this occur, allow moisture to evaporate completely before powering the TV on.

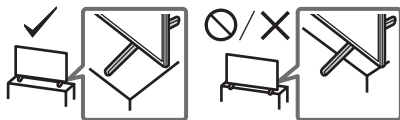
Securing the TV



Sony strongly recommends taking measures to prevent the TV from toppling over. Unsecured TVs may topple and result in property damage, serious bodily injury or even death.

Preventing the TV from Toppling

- Secure the TV to a wall and/or Stand.
- Do not allow children to play or climb on furniture and TV sets.
- Avoid placing or hanging items on the TV.
- Never install the TV on:
 - slippery, unstable and/or uneven surfaces.
 - furniture that can easily be used as steps, such as a chest of drawers.
- Install the TV where it cannot be pulled, pushed, or knocked over.
- Install the TV so that the TV's Table-Top Stand does not protrude out from the Stand (not supplied). If the Table-Top Stand protrudes out from the Stand, it may cause TV set to topple over, fall down, and cause personal injury or damage to the TV.



- Route all AC power cords and connecting cables so that they are not accessible to curious children.

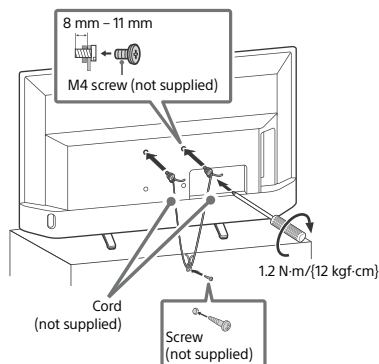
US

Topple prevention

(Models with supplied support belt kit)

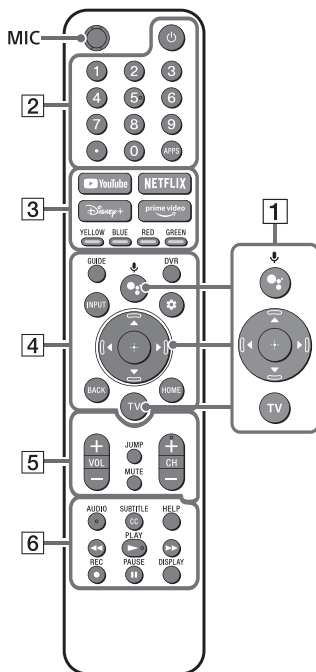
Refer to the Setup Guide on top of the cushion.
The supplied wood screw is only for affixing to a solid object made of wood.

(Except models with supplied support belt kit)




Remote Control and TV

The remote control shape, layout, availability and function of remote control buttons may vary depending on your region/country/TV model/TV settings.




- 1** **Google Assistant) /**
 (Microphone): Use Google Assistant*¹*² or voice search*². For hints on how to control your TV, press the microphone button on the remote control and say "voice hints".*¹
▲/▼/◀/▶/⊕: On screen menu navigation and selection.
TV: Switch to a TV channel or input.
- 2** **(Power)**
Number buttons
 (dot)
APPS: Display a list of installed apps.
- 3** **YouTube™ / NETFLIX*¹ / Disney + / Prime Video / Colour buttons**

- 4 **GUIDE**/: Display the digital program guide of TV or Cable/Satellite box*1.

DVR: Display the Rec list of DVR*1*3.

INPUT: Display and select the input source, etc.

 **(Action menu)**: Display Action menu.

BACK

HOME

- 5 **VOL +/- (Volume)**

JUMP

MUTE

CH +/- (Channel)

- 6 **AUDIO***4: Select the sound of multilingual source or dual sound (depend on program source).

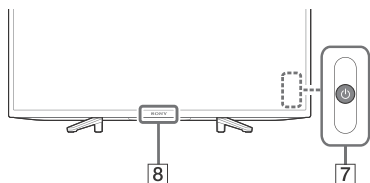
SUBTITLE/CC


HELP: Display the Customer Support menu.

● **REC**: Record the currently viewed program on DVR*1*3.

DISPLAY: Display information.



- 7  **(Power)**

- 8 **Remote Control sensor / LED**

*1 Only for limited region/country/model/ language.

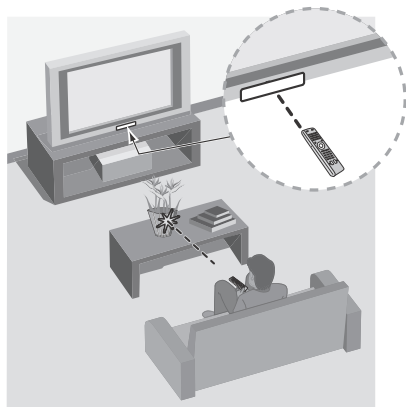
*2 Google Assistant or voice search requires an Internet connection.

*3 [Cable/Satellite box setup] setting is required.

*4 Accessibility shortcut is available by pressing and holding **AUDIO**.

Guidelines for IR Remote Control

- Point your remote control directly at the IR sensor located on your TV.
- Make sure that no objects are blocking the path between the remote control and the IR sensor on your TV.



- Fluorescent lamps can interfere with your remote control; try turning off the fluorescent lamps.
- If you are having problems with the remote control, reinsert or replace your batteries and make sure that they are correctly inserted.

US



HELP

For more information,
refer to the Help Guide.

Installing the TV to the Wall

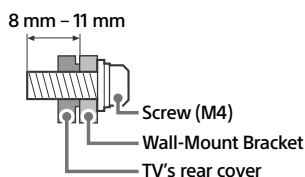
This TV's instruction manual only provides the steps to prepare the TV for Wall-Mount installation before it is installed on the wall.

Your TV can be mounted to a wall using a suitable Wall-Mount Bracket (not supplied). If the Table-Top Stand is attached to the TV, the TV may require detaching the Table-Top Stand; see "Detaching the Table-Top Stand from the TV".

Prepare the TV for the Wall-Mount Bracket before making cable connections.

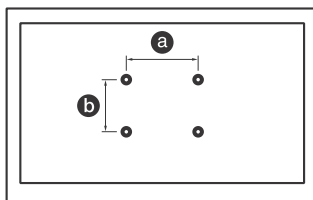
For product protection and safety reasons, Sony strongly recommends that installation of your TV on the wall be performed by qualified professionals. Do not attempt to install it yourself.

- Follow the instruction guide provided with the Wall-Mount Bracket for your model. Sufficient expertise is required in installing this TV, especially to determine the strength of the wall for withstanding the TV's weight.
- The screws for installing the Wall-Mount Bracket to the TV are not supplied.
- The length of the screw for Wall-Mount Bracket differs depending on the Wall-Mount Bracket thickness. Please refer to below illustration.



- Refer to the following table for wall-mount hole pattern.

Model Name	Wall-mount hole pattern
	a × b
KD-32W830K	100 × 100 mm

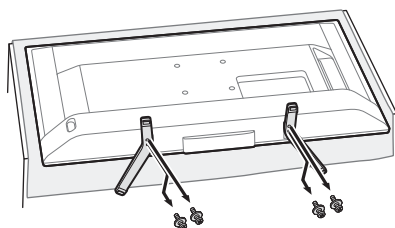


- Be sure to store the unused screws and Table-Top Stand in a safe place until you are ready to attach the Table-Top Stand. Keep the screws away from small children.

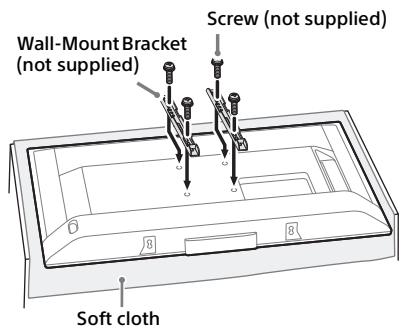
Note

- Read the supplied safety documentation for additional safety information.
 - For more detailed information, visit Sony Customer Support website.*
- * Only for limited region/country/model.

1 Detaching the Table-Top Stand from the TV.



- 2 Attach the Wall-Mount Bracket (not supplied) using the screws (not supplied).



Note


- If using an electric screwdriver, set the torque at approximately 1.2 N·m {12 kgf·cm}.
- Be sure to fasten the Wall-Mount Attachment when attaching them to the TV. Use only a flat head screwdriver to install the Wall-Mount Attachment. Use of another tool might result in over torquing the Wall-Mount Attachment and damaging the TV.

When you plug in the TV, the TV may not be able to turn on for a while even if you press the power button on the remote control or the TV.

It takes time to initialize the system. Wait for about one minute, then operate it again.

How to reset the TV to factory settings

WARNING: The reset will clear all of your customized settings including the parental lock setting.

- You can reset the TV to factory settings by selecting [Factory data reset]. How to select [Factory data reset], refer to the online Help Guide.
- To force factory data reset, unplug the AC power cord. Press and hold  button on the TV, then plug in the AC power cord.
- For security purposes, be sure to remove all personal and account information before discarding, selling or passing your TV to someone else by: unlinking/unregistering, signing out of and deactivating all network services as well as factory reset the TV.

The remote control does not function.

- Replace the batteries.

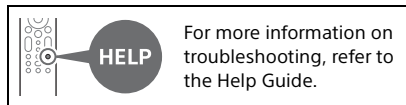
The parental lock password has been forgotten.

- Enter 4357 for the PIN and enter the new PIN.

Troubleshooting

General troubleshooting for issues like: black screen, no sound, frozen picture, TV does not respond, or network is lost, do the following steps.

- 1 Restart your TV by pressing the power button on the remote control until a menu appears. Select Restart to restart the TV. If the TV does not recover, try unplugging the AC power cord then press the power button on the TV and release it. Wait for two minutes, and plug in the AC power cord.
Or, press the power button on the TV for about 40 seconds until the TV turns off.
- 2 Refer to the Help menu shown below.
- 3 Connect your TV to the Internet and perform a software update. Sony recommends you to keep your TV software updated. Software updates provide new features and performance improvements.
- 4 Visit Sony support website (information provided at the end of this manual).
- 5 Perform the factory data reset.



Specifications

System

TV system: Depend on your country/area selection/TV model

NTSC: American TV Standard

ATSC (8VSB Terrestrial): ATSC compliant 8VSB

QAM on cable: ANSI/SCTE 07 2000 (Does not include CableCARD functionality)

Channel coverage: Depend on your country/area selection/TV model

Analog terrestrial: 2 - 69 / Digital

terrestrial: 2 - 69

Analog Cable: 1 - 135 / Digital Cable: 1 - 135

Panel system: LCD (Liquid Crystal Display)

Panel, LED Backlight

Speaker output: 10 W + 10 W

Wireless technology

Protocol IEEE 802.11a/b/g/n/ac

Bluetooth® Version 5.0

Input/Output jacks

CABLE/ANTENNA

75 ohm external terminal for RF inputs

VIDEO IN

Video/Audio input

HDMI IN 1/2/3

Video:

1080p (30, 50, 60 Hz), 1080/24p, 1080i

(50, 60 Hz), 720p (30, 50, 60 Hz), 720/

24p, 576p, 576i, 480p, 480i, PC

Formats*1

Audio:

Two channel linear PCM: 32/44.1/48 kHz

16/20/24 bits, Dolby Audio

ARC (Audio Return Channel) (HDMI IN 3 only)*2

Two channel linear PCM: 48 kHz 16 bits,

Dolby Audio, Dolby Atmos

DIGITAL AUDIO OUT (OPTICAL)

Digital optical jack (Two channel linear

PCM: 48 kHz 16 bits, Dolby Audio)

(Stereo mini jack)

Headphone

1, 2

USB port 1 and 2 support High Speed USB (USB 2.0)

LAN

10BASE-T/100BASE-TX connector

(Depending on the operating environment of the network, connection speed may differ. The communication rate and quality are not guaranteed.)

Home Network supported files and formats*1

DC IN 19.5 V

AC adapter input

Power and others

Power requirements

19.5 V DC with AC adapter

Rating: Input 100 V - 240 V AC, 50/60 Hz (U.S.A./Canada 120 V AC, 60 Hz)

Power consumption

In use

KD-32W830K: 51 W

In standby*3*4

Less than 0.5 W with 120 V AC and less

than 0.5 W with 240 V AC

Screen size (measured diagonally) (Approx.)

KD-32W830K: 80.0 cm / 31.5 inches

(32" class)

Display resolution (horizontal × vertical)

(pixels)

1366 × 768

Output rating

USB 1/2

5 V ---, 500 mA MAX

Dimensions (Approx.) (w × h × d) (mm) / (inches)

with stand

KD-32W830K:

730 × 465 × 188 / $28\frac{3}{4} \times 18\frac{3}{8} \times 7\frac{1}{2}$

without stand

KD-32W830K:

730 × 437 × 75 / $28\frac{3}{4} \times 17\frac{1}{4} \times 3$

wall-mount hole pattern

KD-32W830K: 100 × 100 mm

wall-mount screw size (mm)

M4 (length: see "Installing the TV to the Wall".)

Mass (Approx.) (kg) / (lb.)

with stand

KD-32W830K: 5.0 / 11.1

without stand

KD-32W830K: 4.8 / 10.6

Others

Operating temperature: 0 °C – 40 °C /
32 °F - 104 °F

- *1 Refer to the online Help Guide for details.
- *2 Connect your audio system to the HDMI IN 3 to route TV audio to your audio system.
- *3 Specified standby power is reached after the TV finishes necessary internal processes.
- *4 Standby power consumption will increase when your TV is connected to the network.

Note

- Optional accessories availability depends on countries/region/TV model/stock.
- Design and specifications are subject to change without notice.
- Subscriptions for services and applications may be required and additional terms, conditions and/or charges may apply when using Google Assistant.

Licensing Information

- The terms HDMI, HDMI High-Definition Multimedia Interface, and the HDMI Logo are trademarks or registered trademarks of HDMI Licensing Administrator, Inc.
- Manufactured under license from Dolby Laboratories. Dolby, Dolby Audio, and the double-D symbol are trademarks of Dolby Laboratories Licensing Corporation.
- Google, Google TV and related logos are trademarks of Google LLC.
- Netflix is a registered trademark of Netflix, Inc.
- All other trademarks are the property of their respective owners.



For Your Convenience

Online Registration:

Be sure to register your TV.

United States

<https://productregistration.sony.com>

Canada

<https://www.sony.ca/registration>

Pour votre commodité

Enregistrement en ligne :

Faire en sorte de compléter l'enregistrement de votre téléviseur.

Canada

<https://www.sony.ca/registration>

États-Unis

<https://productregistration.sony.com>

Support

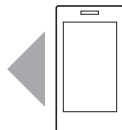


<https://www.sony.com/tvsupport>

Assistance



<https://www.sony.ca/support>



Safety and Regulatory Booklet

US

Read and understand the contents of this booklet before operating your new TV.

Feuille de consignes d'utilisation et de sécurité

FR

Veillez lire et vous assurer de comprendre le contenu de ce feuillet avant d'utiliser votre nouveau téléviseur.

Folleto de instrucciones de seguridad

ES

Lea y entienda el contenido de este folleto antes de operar su nuevo televisor.

Important Safety Instructions

- 1) Read these instructions.
- 2) Keep these instructions.
- 3) Heed all warnings.
- 4) Follow all instructions.
- 5) Do not use this apparatus near water.



- 6) Clean only with dry cloth.



- 7) Do not block any ventilation openings. Install in accordance with the manufacturer's instructions.



- 8) Do not install near any heat sources such as radiators, heat registers, stoves, or other apparatus (including amplifiers) that produce heat.



- 9) Do not defeat the safety purpose of the polarized or grounding-type plug. A polarized plug has two blades with one wider than the other. A grounding type plug has two blades and a third grounding prong. The wide blade or the third prong are provided for your safety. If the provided plug does not fit into your outlet, consult an electrician for replacement of the obsolete outlet.



- 10) Protect the power cord from being walked on or pinched particularly at plugs, convenience receptacles, and the point where they exit from the apparatus.



- 11) Only use attachments/accessories specified by the manufacturer.



- 12) Use only with the cart, stand, tripod, bracket, or table specified by the manufacturer, or sold with the apparatus. When a cart is used, use caution when moving the cart/apparatus combination to avoid injury from tip-over.



- 13) Unplug this apparatus during lightning storms or when unused for long periods of time.



- 14) Refer all servicing to qualified service personnel. Servicing is required when the apparatus has been damaged in any way, such as power-supply cord or plug is damaged, liquid has been spilled or objects have fallen into the apparatus, the apparatus has been exposed to rain or moisture, does not operate normally, or has been dropped.



Please observe the Additional Safety DOs and DON'Ts to avoid electric shock, short-circuit, fire, bodily injury or property damage.

Internet security caution

It is strongly recommended for security purposes to connect your TV to the Internet via a router/modem that includes router functionality. Direct connection of your TV to the Internet may expose your TV to a security threat such as extraction or tampering of content or personal information.

WARNING

To reduce the risk of fire or electric shock, do not expose this product to rain or moisture.

The product must never be exposed to dripping, splashing, or spilling liquids of any kind.



This symbol is intended to alert the user to the presence of uninsulated “dangerous voltage” within the product enclosure that may be of sufficient magnitude to constitute a risk of electric shock to persons.



This symbol is intended to alert the user to the presence of important operating and maintenance (servicing) instructions in the literature accompanying the product.



Danger of explosion if battery is incorrectly replaced. Replace only with the same or equivalent type.

CAUTION

To prevent electric shock and blade exposure, do not use this AC plug with an extension cord, receptacle or other outlet unless the blades can be fully inserted.

- ☐ Operate the TV only on 110 V – 240 V AC (U.S.A./Canada 120 V AC).
- ☐ Operate the TV only on DC 19.5 or 24 V (For model with supplied AC adapter)*.

* Refer to the Reference Guide to know the exact value.

US

How to care for your BRAVIA TV

Safety is very important. Unplug the TV and other connected equipment from the wall outlet before you begin cleaning your TV.

The TV should also be placed on a stable surface to prevent it from toppling over (refer to Reference Guide). If you have young children or pets at home, check regularly to ensure the TV is securely fastened.

CLEANING

When cleaning, be sure to unplug the power cord to avoid any chance of electric shock.

- ☐ Clean the cabinet of the TV with a dry soft cloth.
- ☐ Wipe the screen gently with a soft cloth.
- ☐ Stubborn stains may be removed with a cloth slightly moistened with a solution of mild soap and warm water.
- ☐ Do not spray water or detergent directly on the TV set. It may drip to the bottom of the screen or exterior parts, and may cause a malfunction.
- ☐ If using a chemically pretreated cloth, please follow the instruction provided on the package.
- ☐ Never use strong solvents such as a thinner, alcohol or benzine for cleaning.
- ☐ Do not plug in the TV into the wall outlet until the moisture from cleaning has evaporated.
- ☐ Periodic vacuuming of the ventilation openings is recommended to ensure to proper ventilation.

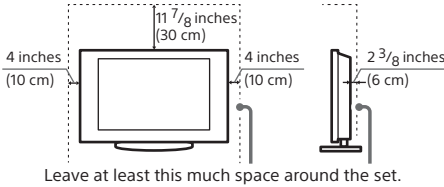


Installing the TV against a wall or enclosed area*

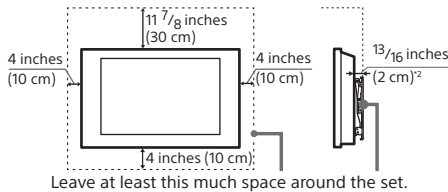
Ventilation

- ☐ Never cover the ventilation holes or insert anything into the cabinet.
- ☐ Leave space around the TV set as shown below.

Installed with stand

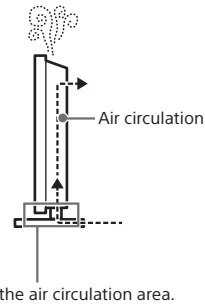
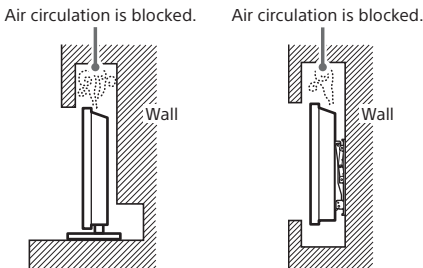


Installed on the wall



- *2 13/32 inches (1 cm) for SU-WL8xx only. Refer Reference Guide to know whether your TV is compatible with this Wall-Mount Bracket.

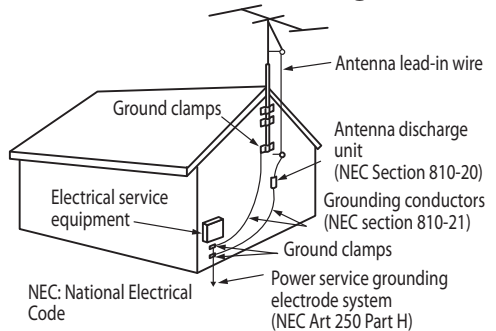
Never install the tv set as follows:



Note

- ☐ Inadequate ventilation can lead to overheating of the TV and may cause damage to your TV or cause a fire.
- * The ventilation condition is depending on your TV model. If this ventilation information is described in both Reference Guide and safety documentation (Safety Booklet), please refer to the Reference Guide.

Outdoor Antenna Grounding



WARNING

- ☐ This device complies with part 15 of the FCC Rules. Operation is subject to the following two conditions: (1) This device may not cause harmful interference, and (2) this device must accept any interference received, including interference that may cause undesired operation.

BATTERIES

Your remote control batteries are consumables.

- ☐ Dispose of batteries in an environmentally friendly way. Certain regions may regulate the disposal of batteries. Please consult your local authority.

Caution

Risk of explosion if the battery is replaced by an incorrect type.

Batteries must not be exposed to excessive heat such as sunshine, fire or the like or extremely low air pressure that can result in an explosion or leakage of flammable liquid or gas.

Stability Hazard

The television set may fall, causing serious personal injury or death.

WARNING

A television set may fall, causing serious personal injury or death. Many injuries, particularly to children, can be avoided by taking simple precautions such as:

- ☐ ALWAYS use cabinets or stands or mounting methods recommended by the manufacturer of the television set.
- ☐ ALWAYS use furniture that can safely support the television set.
- ☐ ALWAYS ensure the television set is not overhanging the edge of the supporting furniture.
- ☐ ALWAYS educate children about the dangers of climbing on furniture to reach the television set or its controls.
- ☐ ALWAYS route cords and cables connected to your television so they cannot be tripped over, pulled or grabbed.
- ☐ NEVER place a television set in an unstable location.
- ☐ NEVER place the television set on tall furniture (for example, cupboards or bookcases) without anchoring both the furniture and the television set to a suitable support.
- ☐ NEVER place the television set on cloth or other materials that may be located between the television set and supporting furniture.

- ☐ NEVER place items that might tempt children to climb, such as toys and remote controls, on the top of the television or furniture on which the television is placed.

If your existing television set is being retained and relocated, the same considerations as above should be applied.

US

NOTE ON AC ADAPTER (models with supplied AC adapter only)

Warning

To reduce the risk of fire or electric shock, do not expose this apparatus to rain or moisture.

To prevent fire or shock hazard, do not place objects filled with liquids, such as vases, on the apparatus. Do not install this equipment in a confined space, such as a bookshelf or similar unit.

- ☐ Please ensure that the AC power outlet is installed near the equipment and shall be easily accessible.
- ☐ Be sure to use the supplied AC adapter and AC power cord. Otherwise it may cause a malfunction.
- ☐ Connect the AC adapter to an easily accessible AC power outlet.
- ☐ Do not coil the AC power cord around the AC adapter. The core wire may be cut and/or it may cause a malfunction of the TV.
- ☐ Do not touch the AC adapter with wet hands.
- ☐ If you notice an abnormality in the AC adapter, disconnect it from the AC power outlet immediately.
- ☐ The set is not disconnected from the AC source as long as it is connected to the AC power outlet, even if the set itself has been turned off.
- ☐ As the AC adapter will become warm when it is used for a long time, you may feel hot when touching it by hand.



Prohibited Usage

Do not install/use the TV set in locations, environments or situations such as those listed below, or the TV set may malfunction and cause a fire, electric shock, damage and/or injuries.

Locations:

- ❑ Outdoors (in direct sunlight), at the seashore, on a ship or other vessel, inside a vehicle, in medical institutions, unstable locations, near water, rain, moisture or smoke.

Environments:

- ❑ Places that are hot, humid, or excessively dusty; where insects may enter; where it might be exposed to mechanical vibration, near the source of naked flame, such as lighted candle, which is placed on a TV. The TV set shall not be exposed to dripping or splashing and no objects filled with liquids, such as vases, shall be placed on the TV.

Situations:

- ❑ Use when your hands are wet, with the cabinet removed, or with attachments not recommended by the manufacturer. Disconnect the TV set from AC power outlet and aerial during lightning storms.

Additional Safety DOs and DON'Ts

MOISTURE


- ❑ Do not place liquid filled objects such as a vase or potted plant on the TV.
- ❑ Do not use a power line operated TV set near water; for example, near a bathtub, washbowl, kitchen sink, laundry tub, wet basement or near a swimming pool, etc.
- ❑ Do not install the TV in a location where sulfur is present (e.g., hot springs). This may cause a fire, electric shock or damage to your TV.



VENTILATION

The ventilation openings in the TV are necessary to ensure reliable operation of the TV and to protect it from overheating.

- ❑ Do not block or cover the ventilation openings with cloth or other materials.
- ❑ Never place the TV on a bed, sofa, rug or other similar surface where ventilation openings may be blocked.
- ❑ Unless proper ventilation is provided, the TV may accumulate dust and cause damage.
- ❑ Never allow liquid or solid objects to fall into the ventilation openings.
- ❑ If any liquid or solid object falls inside the TV, unplug the TV immediately and have it checked by qualified service personnel before operating it further.
- ❑ Never push objects of any kind into the TV through the ventilation openings as they may come in contact with dangerous voltage points or short out parts that could result in a fire or an electric shock.



Allow adequate space around the TV set to ensure proper air circulation.

- ❑ Never place the TV in a confined space, such as a bookcase or built-in cabinet, unless proper ventilation is provided.
- ❑ There should be a clearance of at least 11 7/8 inches (30 cm) above the TV set and 4 inches (10 cm) on each side. If mounted on the wall, allow at least 4 inches (10 cm) of clearance at the bottom of the screen. (refer page 4)



INSTALLATION

Apparatus connected to the protective earthing of the building installation through the mains connection or through other apparatus with a connection to protective earthing - and to a television distribution system using coaxial cable, may in some circumstances create a fire hazard. Connection to a television distribution system therefore has to be provided through a device providing electrical isolation below a certain frequency range (galvanic isolator, see EN 60728-11).

The TV set should be installed near an easily accessible AC power outlet.

- ☐ Do not install the TV face up or down, upside down or on its side.

- ☐ Do not install the TV in hot, humid, excessively dusty places or in areas with oily smoke or steam (e.g., near a stove or humidifier). Fire, electric shock, or warping may occur.




- ☐ Do not install the TV in places subject to extreme temperature, such as in direct sunlight, near a radiator or a heating vent. The TV may overheat in such conditions which can cause deformation of the enclosure and/or TV malfunction.



- ☐ Do not install the TV in a place exposed to direct air conditioning; moisture may condense inside and may cause TV malfunction.



- ☐ Do not install the TV where it may be exposed to mechanical vibration.
- ☐ Do not install the TV where insects may enter.
- ☐ Do not install the TV so that it protrudes into an open space. Injury or damage may result from a person or object bumping into the TV.



- ☐ To prevent fire keep flammable objects or open flame (e.g. candles) away from the TV.
- ☐ Do not place optional equipment on top of the TV.

Prevent the TV from toppling over

Take measures to prevent the TV from toppling over and causing injury or damage to the TV and property.



- ☐ Secure the TV to a wall and/or stand.
- ☐ Never install the TV on unstable and/or uneven surfaces.
- ☐ Do not allow children to climb on or play with furniture and TV sets.
- ☐ Do not install the TV on furniture that can easily be used as steps, such as a chest of drawers.
- ☐ Care should be taken to install the TV where it cannot be pushed, pulled over, or knocked down.
- ☐ Care should be taken to route all AC power cords and connecting cables so that they cannot be pulled or grabbed by curious children.

Medical institutions

Do not place this TV in a place where medical equipment is in use. It may cause a medical equipment malfunction.



Outdoor use

Do not install this TV outdoors. The TV should not be exposed to rain or direct sunlight in order to avoid damage and possible fire or electric shock.

Do not install this TV in a vehicle, ship or other vessel

- ☐ Excessive bumping motion of a moving vehicle or continuous swaying motion on a boat may cause the TV to fall down and cause injury.
- ☐ Exposing the TV to seawater may cause a fire, electric shock or damage to your TV.



Magnetic influence

- ☐ This product (including accessories such as covers) uses magnets. Do not place magnetically sensitive objects (cash cards, credit cards with magnetic coding, etc.) near this product.
- ☐ This TV contains a strong magnet in the speaker unit that generates a magnetic field. Keep any items susceptible to magnetic fields away from the speaker.

- ☐ Electro-magnetic radiation emitted from optional equipment installed too close to the TV may cause picture distortion and/or noisy sound.

Do not place this product close to medical devices

This product (including accessories) has magnet(s) which may interfere with pacemakers, programmable shunt valves for hydrocephalus treatment, or other medical devices. Do not place this product close to persons who use such medical devices. Consult your doctor before using this product if you use any such medical device.

Keep out of the reach of children or the supervised individuals

This product (including accessories) has magnet(s). Swallowing magnet(s) could cause serious harm, such as choking hazard or intestinal injuries. If magnets (or a magnet) were swallowed, consult a doctor immediately.

Wall-mount use

- ☐ Wall-mount installation requires the use of a Wall-Mount Bracket. When installing or removing the TV and the Wall-Mount Bracket, be sure to use qualified contractors. If not properly secured during installation or removal from the Wall-Mount Bracket, the TV may fall and cause serious injury.
- ☐ Be sure to follow the installation guide supplied with the Wall-Mount Bracket when installing the TV.
- ☐ Be sure to attach the brackets with the specified parts supplied with the Wall-Mount Bracket.
- ☐ Do not hang the TV from the ceiling. It may fall and cause serious injury.
- ☐ Do not hang anything on the TV.
- ☐ Do not allow children to climb on the TV.



AC POWER CORD

- ☐ Do not touch the AC power cord and its plug with wet hands as it may cause electric shock.



- ☐ When disconnecting the AC power cord, grasp the plug and disconnect from the wall outlet first. Do not pull by the cord.



- ☐ Keep the power cord away from heat sources.

A TV set with a three-wire grounding type AC power cord plug must be connected to an AC power outlet with a protective earthing connection (only applicable for Class I product).

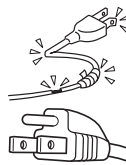
- ☐ Do not convert or damage the AC power cord.
- ☐ Consult your electrician to have the outlet changed to suit your TV.

Subjecting the AC power cord to wear and/or abuse can damage the AC power cord and your TV.

- ☐ Do not place the TV where the power cord can be easily pinched, bent, twisted, or catch your feet.



- ☐ Do not allow anything to rest on or roll over the cord.
- ☐ Before connecting cables, be sure to unplug the AC power cord for your safety.
- ☐ Do not move the TV with the AC power cord (or other cables such as audio and video) connected.
- ☐ Use only an original Sony AC power cord with your TV; no brand substitution is allowed.
- ☐ Do not use AC power cord supplied with the TV with any other equipment.
- ☐ Never use a damaged AC power cord. A damaged AC power cord can cause a short-circuit, which may result in a fire or electric shock.



Do not use a damaged or poorly fitting AC power outlet as your TV's power source.

- ☐ Insert the plug fully into the outlet. If it is loose, it may cause arcing and result in a fire.



- ☐ Do not overload the same AC power outlet.



Unplugging the AC power cord from the wall outlet will completely remove power from the TV.

- ☐ As the TV set is not disconnected from the AC power cord when the TV set is just turned off, pull the plug from the AC power outlet to disconnect the TV set completely.

Clean the AC power plug

Unplug the AC power plug and clean it occasionally to avoid dust from accumulating. While cleaning, look for signs of damage. A damaged AC power cord should never be used.



ACCESSORIES

Keep small accessories out of children's reach.

Use only the specified accessories with this TV.

Volume Adjustment

- ☐ When using headphones, adjust the volume to avoid excessive audio levels from causing possible hearing loss.



SCREEN (For LCD TV only):

- ☐ Although the LCD screen is made with high-precision technology and has effective pixels of 99.99% or more, black dots or bright points of light (red, blue, or green) may appear constantly on the LCD screen. This is a structural property of the LCD panel and is not a malfunction.
- ☐ The LCD screen is made with high-precision technology and to achieve a high level of performance and picture quality, this TV's backlight setting is set to maximize the brightness of the TV. However, uneven brightness may be observed when the LCD TV is viewed in a dark ambient without an input source or with a blank screen. This condition is normal and not a malfunction of the TV. Changing the Picture mode, Backlight setting, enabling the Light Sensor (if applicable), or turning on the Power Management will improve this condition.

- ☐ To avoid damaging the LCD panel, do not expose the LCD screen to direct sunlight.
- ☐ Do not push or scratch the LCD screen, or place objects on top of the TV. The images may be uneven or the LCD panel may be damaged.
- ☐ If the TV is used in a cold place, the picture may smear or become dark. This does not indicate a failure. These phenomena improve as the temperature rises.
- ☐ Ghosting may occur when still pictures are displayed continuously. It should disappear after a few moments.
- ☐ The LCD screen and enclosure get warm when the TV is in use. This is not a malfunction.
- ☐ Avoid spraying insect repellent with volatile material on the LCD screen.
- ☐ Avoid prolonged contact with rubber or plastic material to the LCD screen.

OLED SCREEN (For OLED TV only):

- ☐ Although the OLED screen is made with high-precision technology and 99.99% or more of the pixels are effective, black dots may appear or bright points of light (white, red, blue, or green) may appear constantly on the OLED screen. This is a structural property of the OLED screen and is not a malfunction.
- ☐ To avoid damaging the OLED screen, do not expose the OLED screen to direct sunlight.
- ☐ Do not push or scratch the OLED screen, or place objects on top of this TV set. The image may be uneven or the OLED screen may be damaged.
- ☐ The screen and cabinet get warm when this TV set is in use. This is not a malfunction.
- ☐ Avoid spraying insect repellent with volatile material on the OLED screen.
- ☐ Avoid prolonged contact with rubber or plastic material to the OLED screen.
- ☐ When disposing of your TV be sure to follow your local laws and regulations.

Broken screen panel (For LCD TV only):

Do not throw anything at the LCD screen and its edges as the impact can cause the LCD screen glass to crack, break or shatter.



- ☐ If damage occurs to the LCD panel, small traces of liquid crystal sandwiched between the glass may be found on scattered broken glass.
- ☐ Do not touch the broken glass with bare hands. As with any broken glass pieces, avoid skin contact and exposure to your eyes or mouth. Avoid direct contact with liquid or damp surfaces of the glass as these may have an adverse effect on some people. The contacted area should be rinsed thoroughly with water. If conditions persist, see your doctor.
- ☐ If the surface of the TV cracks, do not touch the TV until you have unplugged the AC power cord. Otherwise this may cause an electric shock.

Broken screen panel (For OLED TV only):

Do not throw anything at the TV set. The screen glass may break by the impact and cause serious injury.



- ☐ Do not touch the broken glass with bare hands. As with any broken glass pieces, avoid skin contact and exposure to your eyes or mouth.
- ☐ If the surface of the TV cracks, do not touch the TV until you have unplugged the AC power cord. Otherwise this may cause an electric shock.

Optional Equipment

- ☐ This equipment has been tested and found to comply with the limits set out in the EMC Standards using a connection signal cable shorter than 3 meters.

SERVICING

Do not use the TV if you suspect the TV is damaged or if the TV is damaged.



- ☐ Do not attempt to service the TV yourself since opening the cabinet may expose you to dangerous voltage levels or other hazards. Refer all servicing to qualified service personnel.
- ☐ If replacement parts are required, acquire a written certification from the service technician which states that adequate replacement parts with the same or similar characteristics as the original parts have been used. Unauthorized substitutions may result in a fire, an electric shock or other hazards.



Safety check

- ☐ Upon completion of any TV servicing or repair, ask the service technician to perform routine safety checks as specified by Sony and to certify that the TV is safe to operate. Have a qualified service technician dispose of the TV if it is not safe to operate.





**SONY®****LIMITED WARRANTY**

Television

U.S. and Canada only – One (1) year

Sony Electronics Inc. solely for purchases made in the United States and Sony of Canada Ltd. solely for purchases made in Canada (collectively "Sony") warrants this product against defects in material or workmanship for the original owner and any subsequent end user owner(s) ("You" or "Your") for the time period set forth above as set forth herein. Pursuant to this Limited Warranty, Sony will, at its option, (i) repair the product using new or refurbished parts or (ii) replace the product with a new or recertified/refurbished product of the same (or similar) model. For purposes of this Limited Warranty, "recertified" or "refurbished" means a product or part that has been returned to its original specifications. **In the event of a defect, these are Your exclusive remedies.** Sony does not warrant that the operation of the product will be uninterrupted or error-free.

Term: For the time period set forth above from the original date of purchase of the product when purchased directly from Sony or Sony authorized dealer (To determine if a dealer is in the Sony authorized dealer network, please visit US: www.sony.com/retailers; Canada: <https://dealerlocator.sony.ca/locator>; or contact Sony directly), Sony will, at its option, repair or replace with a new, recertified or refurbished product or part, any product or part determined to be defective.

This Limited Warranty covers only the hardware components packaged with the product. It does not cover separate accessories, technical assistance for hardware or software usage and it does not cover any software products whether or not contained in the product, and other included content; any such software or other included content is provided "AS IS" unless expressly provided for in any enclosed software Limited Warranty or End User License Agreement. Please refer to the End User License Agreement(s) included with the product for Your rights and obligations with respect to the software or other included content. If You purchased an extended service plan, please refer to the service plan for the coverage, duration and terms of service. Extended service plans are not governed by this Limited Warranty.

To obtain warranty service, You must deliver the product, in either its original packaging or packaging affording an equal degree of protection to a Sony authorized service center together with a dated purchase receipt in order to obtain warranty service. Sony cannot guarantee that it will be able to repair any product under this warranty or make a product exchange without risk to or loss of software or data. **It is Your responsibility to remove or backup any removable media or parts, data, software or other materials You may have stored or preserved on Your product. It is likely that any media or parts, data, software, or other materials (like pictures, music, videos, etc.) will be lost or reformatted during service and Sony will not be responsible for any such damage or loss.** Contact the following for specific instructions on how to obtain warranty service for Your product:

For purchases made in the UNITED STATES:Visit Sony's Website: www.sony.com/support

Or call the Customer Experience Center: 1-800-222-SONY (7669)

To register Your product or for contact information to purchase accessories or parts go to Sony's Website

For purchases made in CANADA:Visit Sony's Website: www.sony.ca/support

Or call the Customer Experience Center: 1-877-899-SONY (7669)

To register Your product or for contact information to purchase accessories or parts go to Sony's Website

On-site service for televisions of certain dimensions may be available to a customer living within a 50km radius of an authorized Sony service facility, provided the residence can be accessed by an on-road service vehicle.

Repair/Replacement Warranty: This Limited Warranty shall apply to any repair, replacement part or replacement, recertified or refurbished product for the remainder of the original Limited Warranty period or for ninety (90) days, whichever is longer. Any parts or product replaced under this Limited Warranty will become the property of Sony. Any replacement, recertified or refurbished product provided under this Limited Warranty may, at Sony's option, vary in color and/or cosmetic design from the original product and may not include any original engraving or similar customization/personalization.

Sony is not responsible for, and this Limited Warranty does not cover, any damage arising from a failure to operate the product within its intended uses, or otherwise follow the owner's manual and safety instructions relating to the product's use and installation. Sony is not responsible for any labor or parts costs you incur relating to repairs or services from providers/servicers other than from a Sony authorized service center. This Limited Warranty only covers product issues caused by defects in material or workmanship during ordinary consumer use. This Limited Warranty does not cover products purchased from sources other than Sony or a Sony authorized dealer (including non-authorized online auctions), or issues due to: (i) outdoor exposure and other acts of nature; (ii) power surges; (iii) accidental damage; (iv) abuse; (v) limitations of technology; (vi) cosmetic damage; (vii) contact with liquid, heat, humidity or perspiration, sand, smoke, or foreign materials; (viii) damage, malfunction and/or failure to product resulting from use of parts or supplies not sold or authorized by Sony; (ix) damage, malfunction and/or failure to product resulting from servicing not authorized or performed by Sony or a Sony authorized service center; (x) computer or internet viruses, bugs, worms, or Trojan Horses; (xi) malfunctions due to peripherals/accessories; (xii) modifications of or to any part of the product, including "rooting" or other modifications to control the behavior of the product or any factory installed operating system; (xiii) consumable parts such as batteries; or (xiv) any product where the factory-applied serial number has been altered or removed from the product. Further, to the extent this product incorporates use of a display, please note that a display contains hundreds of thousands of individual pixels, and displays typically contain a small number of pixels that do not function properly. This Limited Warranty does not cover up to .01% pixel outages (small dot picture elements that are dark or incorrectly illuminated).

This Limited Warranty does not cover Sony products sold "AS IS" or "WITH ALL FAULTS" or consumables (such as fuses or disposable batteries). Sony will not replace missing components from any package purchased "Open Box" or "AS IS". This Limited Warranty is valid only in the United States and Canada (as applicable).

LIMITATION ON DAMAGES: SONY SHALL NOT BE LIABLE FOR ANY INCIDENTAL OR CONSEQUENTIAL DAMAGES FOR BREACH OF ANY EXPRESS OR IMPLIED WARRANTY OR CONDITION ON THIS PRODUCT. NOR SHALL RECOVERY OF ANY KIND AGAINST SONY BE GREATER THAN THE ORIGINAL PURCHASE PRICE OF THE PRODUCT FROM SONY OR AN AUTHORIZED SONY DEALER.

DURATION OF IMPLIED WARRANTIES OR CONDITIONS: EXCEPT TO THE EXTENT PROHIBITED BY APPLICABLE LAW, ANY IMPLIED WARRANTY OF MERCHANTABILITY OR FITNESS FOR A PARTICULAR PURPOSE ON THIS PRODUCT IS LIMITED IN DURATION TO THE DURATION OF THIS LIMITED WARRANTY.

Some jurisdictions do not allow the exclusion or limitation of incidental or consequential damages, or allow limitations on how long an implied warranty lasts, so the above limitations or exclusions may not apply to You. This Limited Warranty gives You specific legal rights and You may have other rights which vary from jurisdiction to jurisdiction.

For purchases made in the U.S.: Read the following Dispute Resolution/Arbitration provision carefully. It details Your rights and instructions should a dispute related to the product arise.

What Happens If We Have A Dispute: Should a dispute or claim arise related to the product, Your purchase and/or use of the product, the terms of this Limited Warranty, or any service provided under the terms of this Limited Warranty (including any repair or replacement) ("Dispute"), You and Sony agree that the **Dispute shall be resolved exclusively through binding arbitration. YOU UNDERSTAND AND ACKNOWLEDGE THAT BY AGREEING TO ARBITRATION, YOU ARE GIVING UP THE RIGHT TO LITIGATE (OR PARTICIPATE IN AS A PARTY OR CLASS MEMBER) IN ANY DISPUTES IN COURT. You also agree that ANY DISPUTE RESOLUTION PROCEEDING WILL ONLY CONSIDER YOUR INDIVIDUAL CLAIMS, AND BOTH PARTIES AGREE NOT TO HAVE ANY DISPUTE HEARD AS A CLASS ACTION, REPRESENTATIVE ACTION, CONSOLIDATED ACTION, OR PRIVATE ATTORNEY GENERAL ACTION.** Despite the above, You have the right to litigate any Dispute on an individual basis in small claims court or other similar court of limited jurisdiction, to the extent the amount at issue does not exceed \$15,000, and as long as such court has proper jurisdiction and all other requirements (including the amount in controversy) are satisfied.

Arbitration Instructions. To begin Arbitration, either You or Sony must make a written demand to the other for arbitration. The Arbitration will take place before a single arbitrator. The arbitration will be administered in keeping with the Expedited Procedures of the Commercial Arbitration Rules and the Supplementary Proceedings for Consumer-Related disputes ("Rules") of the American Arbitration Association ("AAA"), when applicable and in effect when the claim is filed. You may get a copy of AAA's Rules by contacting AAA at (800) 778-7879 or visiting www.adr.org. The filing fees to begin and carry out arbitration will be shared between You and Sony, but in no event shall Your fees ever exceed the amount allowable by the special rules for Consumers Disputes provided for by AAA, at which point Sony will cover all additional administrative fees and expenses. This does not prohibit the Arbitrator from giving the winning party their fees and expenses of the arbitration when appropriate pursuant to the Rules. Unless You and Sony agree differently, the arbitration will take place in the county and state where You live, and applicable federal or state law shall govern the substance of any Dispute during the arbitration. However, the Federal Arbitration Act, 9 U.S.C. § 1, et seq., will govern the arbitration itself and not any state law on arbitration. The Arbitrator's decision will be binding and final, except for a limited right of appeal under the Federal Arbitration Act.

Opt-Out Instructions. IF YOU DO NOT WISH TO BE BOUND BY THE BINDING ARBITRATION PROVISION, THEN: (1) You must notify Sony in writing within 30 days of the date that You purchased the product; (2) Your written notification must be mailed to Sony Electronics Inc., 16535 Via Esprillo, MZ 1105, San Diego CA 92127, Attn: Legal Department; AND (3) Your written notification must include (a) Your NAME, (b) Your ADDRESS, (c) the DATE You purchased the product, and (d) a clear statement that "YOU DO NOT WISH TO RESOLVE DISPUTES WITH ANY SONY ELECTRONICS ENTITY THROUGH ARBITRATION AND/OR BE BOUND BY THE CLASS ACTION WAIVER."

Opting out of this dispute resolution procedure will not affect the coverage of the Limited Warranty in any way, and You will continue to enjoy the benefits of the Limited Warranty.

Printed in USA

SONY®

GARANTIE LIMITÉE

É.-U. et Canada uniquement – Un (1) an

Sony Electronics Inc. exclusivement pour les achats effectués aux États-Unis et Sony du Canada Ltée. exclusivement pour les achats effectués au Canada (collectivement « Sony ») garantit ce produit contre les défauts de matériaux ou de fabrication pour le propriétaire d'origine et tous les propriétaires utilisateurs finaux suivants (« Vous » ou « Vos ») pendant la période définie ci-dessus et comme indiqué dans les présentes. Conformément à cette Garantie limitée, Sony, à son gré, (i) réparera le produit en utilisant des pièces neuves ou remises en état ou (ii) remplacera le produit par un produit neuf ou recertifié/remis en état du même modèle (ou similaire). Aux fins de la présente Garantie limitée, les termes « recertifié » ou « remis en état » désignent un produit ou une pièce qui a retrouvé ses spécifications d'origine. **En cas de défaut, ce sont Vos recours exclusifs.** Sony ne garantit pas le fonctionnement ininterrompu ou sans erreur du produit.

Modalité : Pendant la période définie ci-dessus à compter de la date d'achat du produit directement chez Sony ou un vendeur autorisé Sony (pour déterminer si un vendeur fait partie du réseau de vendeurs autorisés de Sony, veuillez visiter, pour les É.-U. : www.sony.com/retailers; pour le Canada : <https://dealerlocator.sony.ca/locator>; ou contactez Sony directement), Sony, à son gré, réparera ou remplacera par un produit ou une pièce recertifiée(e) ou remis(e) en état tout produit ou pièce défaillant(e).

Cette garantie limitée couvre uniquement les composants matériels emballés avec le produit. Elle ne couvre pas les accessoires séparés, l'assistance technique pour l'utilisation du matériel ou du logiciel et elle ne couvre pas les produits logiciels contenus ou non dans le produit, et tout autre contenu inclus; tout logiciel ou autre contenu inclus est fourni « EN L'ÉTAT » sauf indication contraire conformément à la Garantie limitée du logiciel joint ou à la Licence d'utilisation de l'utilisateur final. Veuillez vous reporter à la Licence d'utilisation de l'utilisateur final incluse avec le produit pour connaître vos droits et obligations en ce qui concerne le logiciel ou tout autre contenu inclus. Si vous avez acheté un plan de services étendu, veuillez vous reporter au plan de services pour connaître l'étendue de la couverture, la durée et les conditions d'utilisation. Les plans de services étendus ne sont pas régis par cette Garantie limitée.

Pour obtenir un service de garantie, vous devez livrer le produit, dans son emballage d'origine ou un emballage offrant un niveau de protection équivalent, à un centre de service autorisé Sony accompagné du reçu d'achat daté afin d'accéder au service de garantie. Sony n'est pas en mesure de garantir la réparation d'un produit au titre de ladite garantie ou l'échange d'un produit sans risque d'altérer le logiciel ou de perdre des données. **Il relève de votre responsabilité de retirer ou sauvegarder tout média ou toute pièce amovible, toutes données, tout logiciel ou autre matériel stocké ou conservé sur votre produit. Il est probable que tout média ou toute pièce, toutes données, tout logiciel ou autre matériel (comme des images, de la musique, des vidéos, etc.) soit perdu ou reformaté pendant le service et Sony ne pourra être tenu pour responsable dudit dommage ou de ladite perte.** Contactez les services suivants pour des instructions spécifiques sur la façon d'obtenir un service de garantie pour votre produit :

Pour les achats effectués aux ÉTATS-UNIS :

Visitez le site Web Sony : www.sony.com/support
Ou appelez le centre d'expérience client : 1-800-222-SONY (7669)

Pour enregistrer votre produit ou obtenir des coordonnées pour acheter des accessoires ou des pièces, rendez-vous sur le site Web Sony

Pour les achats effectués au CANADA :

Visitez le site Web Sony : www.sony.ca/support
Ou appelez le centre d'expérience client : 1-877-899-SONY (7669)

Pour enregistrer votre produit ou obtenir des coordonnées pour acheter des accessoires ou des pièces, rendez-vous sur le site Web Sony

Un service sur place pour les téléviseurs de certaines dimensions est disponible pour les clients vivant dans un rayon de 50 km d'un local de service Sony autorisé, à condition que le lieu de résidence soit accessible à un véhicule de service.

Garantie de réparation/remplacement : Cette Garantie limitée s'applique à toute réparation, pièce de rechange ou tout produit de remplacement, recertifié ou remis en état pendant la période restante de la Garantie limitée d'origine ou pour une période de quatre-vingt-dix (90) jours, la plus longue date étant celle retenue. Toute pièce ou tout produit remplacé(e) au titre de ladite Garantie limitée sera la propriété de Sony. Tout produit de remplacement, recertifié ou remis en état fourni au titre de ladite Garantie limitée peut, au gré de Sony, être de couleur et/ou d'aspect différent par rapport au produit d'origine et peut ne pas inclure de gravure d'origine ou une personnalisation similaire.

Sony n'est pas responsable de, et ladite Garantie limitée ne couvre pas, tout dommage survenu suite à une utilisation du produit ne respectant pas ses utilisations prévues, ou autrement le non-respect du manuel du propriétaire et des consignes de sécurité se rapportant à l'utilisation et à l'installation du produit. Sony ne pourra être tenue responsable des frais liés à la main-d'œuvre ou à l'achat de pièces payés suite à une réparation ou des services offerts par un centre autre que ceux dûment autorisés par Sony. Ladite Garantie limitée couvre uniquement les dommages causés au produit par des défauts de matériaux ou de fabrication pendant son utilisation normale par le client. Ladite Garantie limitée ne couvre pas les produits achetés auprès de sources autres que Sony ou un vendeur autorisé Sony (y compris les ventes aux enchères en ligne non autorisées), ou les dommages causés par : (i) une exposition extérieure et d'autres actes de la nature; (ii) les surtensions; (iii) un dommage accidentel; (iv) un abus; (v) les limites de la technologie; (vi) un dommage cosmétique; (vii) le contact avec un liquide, la chaleur, l'humidité ou la sueur, le sable, la fumée ou des matériaux étrangers; (viii) les dommages, défaillances et/ou tout fonctionnement incorrect du produit suite à une réparation effectuée avec des pièces ou fournitures n'étant pas vendues ou autorisées par Sony; (ix) les dommages, défaillances et/ou tout fonctionnement incorrect du produit suite à des services non offerts ou autorisés par Sony ou un centre autre que ceux dûment autorisés par Sony; (x) les virus informatiques ou circulant sur Internet, les bogues, les vers ou les chevaux de Troie; (xi) les dysfonctionnements dus à des périphériques/accessoires; (xii) les modifications apportées à une pièce du produit, incluant l'enracinement ou toute autre modification visant à contrôler le comportement du produit ou tout système d'exploitation installé à l'usine; (xiii) les consommables comme les batteries; ou (xiv) tout produit dont le numéro de série appliqué à l'usine a été altéré ou retiré du produit. En outre, dans la mesure où ledit produit requiert l'utilisation d'un écran, veuillez noter qu'un écran contient des centaines de milliers de pixels individuels, et les écrans contiennent généralement un petit nombre de pixels qui ne fonctionnent pas correctement. Ladite Garantie limitée ne couvre pas les défauts de pixels à hauteur de 0,01 % (petits éléments d'image sous forme de points sombres ou mal éclairés).

Ladite Garantie limitée ne couvre pas les produits Sony vendus « EN L'ÉTAT » ou « AVEC DÉFAUTS » ou les consommables (comme les fusibles ou les piles jetables). Sony ne remplacera pas les composants manquants d'un emballage acheté comme « Boîte ouverte » ou « EN L'ÉTAT ». Ladite Garantie limitée est valide uniquement aux États-Unis et au Canada (selon le cas).

LIMITATIONS DES DOMMAGES-INTÉRÊTS : SONY NE PEUT PAS ÊTRE TENU RESPONSABLE DES DOMMAGES ACCESSOIRES OU CONSÉCUTIFS RÉSULTANT DE L'INEXÉCUTION D'UNE GARANTIE EXPRESSE OU IMPLICITE OU D'UNE CONDITION SUR CE PRODUIT. TOUT RECOUVREMENT DE SONY NE POURRA PAS EXCÉDER LE PRIX D'ACHAT D'ORIGINE DU PRODUIT VENDU PAR SONY OU UN VENDEUR SONY AUTORISÉ.

DURÉE DES GARANTIES OU DES CONDITIONS IMPLICITES : SAUF DANS LA MESURE OÙ CELA EST INTERDIT PAR LA LOI EN VIGUEUR, TOUTE GARANTIE IMPLICITE DE VALEUR MARCHANDE OU D'ADAPTATION À UN USAGE PARTICULIER SUR CE PRODUIT EST LIMITÉE À LA DURÉE DE LADITE GARANTIE LIMITÉE.

Certaines juridictions ne s'autorisent pas l'exclusion ou la limitation des dommages accessoires ou consécutifs, ou autorisent les limitations de durée d'une garantie implicite, ainsi les limitations ou exclusions ci-dessus peuvent ne pas s'appliquer à vous. Ladite Garantie limitée vous octroie des droits spécifiques reconnus par la loi et vous pouvez bénéficier d'autres droits qui varient d'une juridiction à une autre.

Pour les achats effectués aux États-Unis : Lisez attentivement la clause de résolution/d'arbitrage des litiges suivante. Vos droits et les étapes à suivre en cas de litige lié au produit y sont détaillés.

Que se passe-t-il en cas de litige : En cas de litige ou de réclamation lié(e) au produit, à votre achat et/ou à l'utilisation du produit, aux clauses de ladite Garantie limitée, ou à un service fourni conformément aux conditions de ladite Garantie limitée (incluant une réparation ou un remplacement) (« Litige »), vous et Sony acceptez que le litige soit résolu exclusivement à travers un arbitrage exécutoire. **VOUS COMPRENEZ ET RECONNAISSEZ QU'EN ACCEPTANT L'ARBITRAGE VOUS AVEZ LE DROIT D'INTENTER UNE ACTION EN JUSTICE POUR (OU DE PARTICIPER EN TANT QUE PARTIE OU MEMBRE DU RECOURS À) LA RÉSOLUTION DES LITIGES DEVANT UN TRIBUNAL. Vous acceptez également que TOUTE PROCÉDURE DE RÈGLEMENT DES DIFFÉRENDS CONSIDÉRERA UNIQUEMENT VOS REVENDICATIONS INDIVIDUELLES, ET LES DEUX PARTIES ACCEPTENT QU'UN LITIGE NE SOIT PAS ENTENDU COMME UN RECOURS COLLECTIF OU UN RECOURS DU PROCUREUR GÉNÉRAL.** Malgré les indications ci-dessus, vous avez le droit d'intenter une action en justice de manière individuelle devant la Cour des petites créances ou une Cour similaire à la compétence limitée, dans la mesure où le montant en question n'excède pas 15 000 \$, et aussi longtemps que la dite Cour soit compétente et que toutes les autres exigences (incluant le montant en litige) soient satisfaites.

Consignes d'arbitrage. Pour commencer l'arbitrage, vous ou Sony devez faire une demande d'arbitrage écrite à l'autre partie. L'arbitrage aura lieu devant un seul arbitre. L'arbitrage sera géré en suivant les Procédures accélérées des Règles d'arbitrage commercial et les Procédures additionnelles (les « Règles ») de l'association américaine d'arbitrage (« AAA ») pour les différends de consommateur, si elles sont applicables et en vigueur au moment où la réclamation est traitée. Vous pouvez demander une copie des Règles de l'AAA en contactant l'AAA au (800) 778-7879 ou en visitant le site Web www.adr.org. Les droits de dépôt pour commencer et mener l'arbitrage seront partagés entre vous et Sony, mais vos frais ne devront en aucun cas excéder le montant permis par les règles spécifiques de l'AAA pour les différends de consommateur, après quoi Sony couvrira tous les frais administratifs et dépenses additionnels. Ce paragraphe n'interdit pas à l'arbitre de restituer à la partie ayant obtenu gain de cause les frais et dépenses qu'elle a engagés dans l'arbitrage lorsque les Règles le permettent. Sauf si Sony et vous en conveniez autrement, l'arbitrage aura lieu dans le pays et l'État où vous vivez, et la loi fédérale ou d'État applicable régira le fond du différend pendant l'arbitrage. Cependant, la Loi sur l'arbitrage fédéral 9 U.S.C. § 1, et seq., régira l'arbitrage et non une quelconque loi d'État sur l'arbitrage. La décision de l'arbitre sera obligatoire et définitive, sauf dans le cadre d'un droit d'appel limité conformément à la Loi sur l'arbitrage.

Consignes d'exclusion. SI VOUS NE SOUHAITEZ PAS ÊTRE CONTRAINT PAR LA CLAUSE D'ARBITRAGE OBLIGATOIRE, ALORS : (1) Vous devez en informer Sony par écrit dans les 30 jours à compter de la date d'achat du produit; (2) Votre notification écrite doit être envoyée par courrier à Sony Electronics Inc., 16535 Via Esprillo, MZ 1105, San Diego CA 92127, à l'attention de : Service juridique; ET (3) Votre notification écrite doit inclure (a) votre NOM (b) votre ADRESSE, (c) la DATE d'achat du produit, et (d) une déclaration claire stipulant que « VOUS NE SOUHAITEZ PAS RÉSOUTRE LES DIFFÉRENDS AVEC UNE ENTITÉ SONY ELECTRONICS À TRAVERS L'ARBITRAGE ET/OU ÊTRE CONTRAINT PAR LA RENONCIATION À INITIER OU PARTICIPER À UN RECOURS COLLECTIF ».

Décider de ne pas adhérer à cette procédure de résolution des différends n'affectera en aucun cas la couverture de la Garantie limitée et vous continuerez à bénéficier des avantages de la garantie limitée.



**NOTICES AND LICENSES FOR SOFTWARE
USED IN THIS TELEVISION**

**NOTIFICATIONS ET LICENCES POUR LE
LOGICIEL UTILISÉ DANS CE TÉLÉVISEUR**

**ACUERDO DE LICENCIA DE USUARIO
FINAL PARA CIERTO SOFTWARE Y
SERVICIO QUE SE UTILIZARÁ CON EL
PRODUCTO SONY**

IMPORTANT – READ THIS AGREEMENT BEFORE USING YOUR SONY PRODUCT. USING YOUR PRODUCT INDICATES YOUR ACCEPTANCE OF THIS AGREEMENT.

If you do not agree to the terms of this EULA, as amended from time to time by Sony in its discretion, Sony is unwilling to license the Sony Software (as defined below) to you, and you should, before using the Sony Product, promptly contact Sony for instructions on the return of the entire Sony Product and included Sony Software for a refund of the purchase price of the Sony Product. If you do not agree to the terms of this EULA, or Sony's applicable privacy policy, as amended from time to time by Sony in its discretion, Sony is unwilling to allow you to access the applicable Sony Content Services and Sony Content (as defined below).

This End User License Agreement ("EULA") is a legal agreement between you and Sony Electronics Inc. ("Sony"), the licensor of the software (other than the software which is governed by other licenses as defined below, as "Excluded Software") included in this Sony Product and related materials which shall be collectively referred to as the "Sony Software". This EULA covers the Sony Software and that of Sony's affiliates and third party licensors ("Third Party Licensors") and accompanying printed, online or other electronic document. The Sony Software includes software in your Sony Product, including updates or modified software, provided to you by Sony, whether stored on media or downloaded to the Sony Product via any method, but not Excluded Software as defined below.

Note: This EULA contains a binding individual arbitration clause, jury trial waiver and class action waiver. If you wish to opt out of these provisions, please follow the instructions in Section entitled "Resolving Disputes; Arbitration; Small Claims; Jury Trial Waiver; Class Action Waiver" below.

This Sony Product also includes the certain network feature which provides access to selected content services ("Services") from third-party content providers including Sony entities other than Sony Electronics Inc. ("Third-Party Providers") as a courtesy to you. The network feature also provides you access to selected Sony content services ("Sony Content Services"), which services and related content ("Sony Content") shall both be considered Sony Software under this EULA. Such network feature requires an Internet connection.

Your ability to access the Services, and the quality of the Services presented, are subject to your Internet provider's service and terms as well as the broadband Internet connection speed you use. Video quality and picture size varies and is dependent upon the speed of your broadband service from your Internet provider and delivery by the Third Party Providers. The content, including but not limited to data, music, sound, audio, photographs, images, graphics, likenesses, software, text, video, messages, tags, animation, text and "applets" or other materials, provided by Third-Party Providers ("Content") and the availability of the Services are at the sole discretion and under the control of the Third Party Providers.

The Content and Services of each Third Party Provider are provided pursuant to the terms and conditions of that Third Party Provider. Premium Content may require additional fees, registration and credit card information with the Third Party Provider through a computer. The Services and the Content may only be used for your own personal, private viewing, and shall not be used for non-theatrical exhibition, or any viewing or exhibition for which (or in a venue in which) an admission, access, or viewing fee is charged, or for any public exhibition or viewing. The Services may be changed at any time and may be unavailable from time to time.

You understand, acknowledge and agree that access to certain Sony Product features, including but not limited to your ability to access the Sony Content & Services, requires an Internet connection for which you are solely responsible. You are solely responsible for payment of any third-party fees associated with your Internet connection, including but not limited to Internet service provider or airtime charges. The quality of the Sony Content & Services presented is subject to your Internet provider's service and terms, and is also dependent upon the speed of your Internet service.

Operation of the Sony Product and Sony Software, and access to the Sony Content & Services, may be limited or restricted depending on the capabilities, bandwidth or technical limitations of your Internet connection and service. You understand, acknowledge and agree that Internet connectivity is provided by third parties over which Sony has no control. The provision, quality, availability and the software, network services, or other products other than the Sony Software upon which the Sony Software's performance may depend might be interrupted or discontinued at the discretion of the suppliers (software suppliers, service providers, Third Party Providers, etc.) or Sony.

EXCLUDED SOFTWARE

Notwithstanding the foregoing limited license grant, you acknowledge that the Sony Product includes software subject to other terms and conditions governing the use of such software other than this EULA ("Excluded Software"). Certain Excluded Software may be covered by open source software licenses ("Open Source Components"), which means any software licenses approved as open source licenses by the Open Source Initiative or any substantially similar licenses, including but not limited to any license that, as a condition of distribution of the software licensed under such license, requires that the distributor make the software available in source code format. Terms and conditions applicable to Open Source Components are provided to you together with this EULA and/or stored in your Sony Product which may include but are not limited to the "Help" or "About" menus. Please visit <http://oss.sony.net/Products/Linux> or other Sony-designed website for a list of applicable Excluded Software included in this Sony Product from time to time, and the applicable terms and conditions governing its use. Such terms and conditions may be changed by the applicable third party at any time without liability to you. To the extent

required by the licenses covering Open Source Components, the terms of such licenses will apply in lieu of the terms of this EULA. To the extent the terms of the licenses applicable to Open Source Components prohibit any of the restrictions in this EULA with respect to such Open Source Components, such restrictions will not apply to such Open Source Component. To the extent the terms of the licenses applicable to Open Source Components require Sony to make an offer to provide source code in connection with the Sony Software, such offer is hereby made.

USER ACCOUNT

As part of the agreement to allow you to access, browse, or use the Services and the Content, Third-Party Providers and/or other third parties may require that you establish a user account ("Account") for which you must provide them with true, accurate, current, and complete information about yourself and maintain/promptly update such information. You are responsible for maintaining the confidentiality of any and all of your passwords associated with any such Account.

DATA COLLECTION

Any Services provided by Third Party Providers that you access may also allow Third Party Providers to collect data about you and/or about the use of that Service. Sony does not control and is not in any way liable for such data collection and you should consult the relevant privacy policy for each such Service before using it.

SONY'S RIGHTS TO USER'S MATERIAL

If you send any communications or materials to Sony by electronic mail or otherwise, including any selections, comments, data, questions, suggestions, or the like ("Materials"), all such Materials are, and will be treated as, non-confidential and non-proprietary (except as expressly provided for in the applicable privacy policy). Thus, you give up any claim that use of such Materials violates any of your rights including moral rights, privacy rights, proprietary or other property rights, rights of publicity, rights to credit for material or ideas, or any other right, including the right to approve the way Sony uses such Materials. Any Material may be adapted, broadcast, changed, copied, disclosed, licensed, performed, posted, published, sold, transmitted, or used by Sony anywhere in the world, in any medium, forever and without attribution or compensation to you. Furthermore, you hereby assign all right, title, and interest in, and Sony is free to use, without any compensation to you, any ideas, know-how, concepts, techniques, or other intellectual property rights contained in the Materials, whether or not patentable, for any purpose whatsoever, including but not limited to developing, manufacturing, having manufactured, licensing, marketing, and selling products using such Materials. However, you agree and understand that Sony is not obligated to use any such ideas, know-how, concepts, or techniques or Materials, and you have no right to compel such use.

TRANSMITTED MATERIAL

Internet transmissions are never completely private or secure. You understand that any message or information you send to Sony may be read or intercepted by others, unless there is a special notice that a particular message (for example, credit card information) is encrypted (sent in code). Sending a message to Sony does not cause Sony to have any special responsibility to you.

DIGITAL RIGHTS MANAGEMENT (PlayReady™)

Content owners use Microsoft PlayReady™ content access technology ("PlayReady") to protect their intellectual property, including copyrighted content. This Sony Product uses PlayReady technology to access PlayReady-protected Content and/or WMDRM-protected Content ("WMDRM" means Microsoft Windows Media digital rights management technology). If this Sony Product fails to properly enforce restrictions on the Content usage, Content owners may require Microsoft Corporation ("Microsoft") to revoke this Sony Product's ability to consume PlayReady-protected Content. Revocation should not affect unprotected Content or Content protected by other content access technologies. Content owners may require you to upgrade PlayReady to access their Content. If you decline an upgrade, you will not be able to access Content that requires the upgrade.

DIGITAL RIGHTS MANAGEMENT (Widevine DRM)

Content owners use Widevine DRM content access technology to protect their intellectual property, including copyrighted content. This Sony Product uses Widevine DRM technology to access Widevine DRM-protected Content. Content owners may require you to upgrade Widevine DRM to access their Content. If you decline an upgrade, you will not be able to access content that requires the upgrade.

ADVERTISEMENTS, SERVICE COMMUNICATIONS

Inclusion of the Service of a Third-Party Provider does not mean that Sony approves of, or endorses, or recommends that Third-Party Provider or its Content. You understand and agree that the Services and/or Content may include advertisements ("Advertisements"), and that these Advertisements are necessary in order for the Services to be provided. You understand and agree that use of the Services (and other services available through it) may result in you receiving or being shown recommendations and/or advertisements, service announcements, administrative messages, news updates and the like which Sony is not responsible nor liable for. SONY, ITS PARENT, SUBSIDIARIES, AFFILIATES, AND ITS THIRD PARTY PROVIDERS DISCLAIM ALL WARRANTIES, EXPRESS OR IMPLIED, AS TO THE ACCURACY, LEGALITY, RELIABILITY, OR VALIDITY OF ANY ADVERTISEMENT, SERVICE COMMUNICATIONS, OR CONTENT, AS WELL AS ANY LIABILITY ARISING UNDER ANY THEORY OF LAW FOR THE ADVERTISEMENTS, SERVICE COMMUNICATIONS, AND CONTENT.

OBJECTIONABLE CONTENT AND RULES FOR MINORS (UNDER AGE 16)

Certain Content may not be suitable for minors or other users. Such Content may or may not be rated or identified as having explicit language, or otherwise being for a mature audience.

THE SONY SOFTWARE AND THE SERVICES MAY ALLOW SONY, THE THIRD PARTY PROVIDERS, AND/OR OTHER THIRD PARTIES TO COLLECT DATA FROM, CONTROL, AND/OR MONITOR THE SONY PRODUCT AND OTHER DEVICES RUNNING OR INTERACTING WITH THE SONY SOFTWARE.

INDEMNIFICATION

You agree to indemnify, defend, and hold harmless Sony and all of its agents, directors, officers, employees, information providers, licensors, and licensees, subsidiaries, affiliates, content providers, and direct and indirect parent(s) (collectively, "Indemnified Parties") from and against any and all liability and costs (including, without limitation, attorneys' fees and costs) incurred by the Indemnified Parties in connection with any claim arising out of (i) any breach or alleged breach by you of this EULA in any manner, (ii) any information you submit to Sony hereunder, (iii) any breach or alleged breach by you of a third party's rights, (iv) any damage caused by or alleged to have been caused by you to the Sony Software, the Services, or the Content.

Counsel you select for defense or settlement of a claim must be consented to by Sony and/or Indemnified Party(ies) prior to counsel being engaged to represent you and Sony and/or Indemnified Party(ies). You and your counsel will cooperate as fully as reasonably required by the Indemnified Party(ies) in defense or settlement of any claim. Sony and/or Indemnified Party(ies) reserve the right, at its own expense, to assume the exclusive defense or settlement, and control of any matter otherwise subject to indemnification by you. You shall not in any event consent to any judgment, settlement, attachment, or lien, or any other act adverse to the interest of Sony or any Indemnified Party without the prior written consent of Sony and/or Indemnified Party(ies).

LIMITATION OF LIABILITY

IN NO EVENT WILL SONY (INCLUDING BUT NOT LIMITED TO ANY NEGLIGENCE ISSUES RELATED TO THIRD PARTY LICENSORS OR THIRD PARTY PROVIDERS), ITS PARENT, SUBSIDIARIES, AFFILIATES, ITS THIRD PARTY LICENSORS OR ITS THIRD PARTY PROVIDERS BE LIABLE TO YOU FOR ANY SPECIAL, INDIRECT, INCIDENTAL, PUNITIVE, EXEMPLARY, OR CONSEQUENTIAL DAMAGES OF ANY KIND, INCLUDING BUT NOT LIMITED TO COMPENSATION, REIMBURSEMENT OR DAMAGES IN CONNECTION WITH, ARISING OUT OF OR RELATING TO THIS EULA, ON ACCOUNT OF THE LOSS OF USE OF THE SONY PRODUCT, DOCUMENTATION, THE SERVICES, THE CONTENT, DOWN TIME AND YOUR TIME, LOSS OF PRESENT OR PROSPECTIVE PROFITS, LOSS OF DATA, INFORMATION OF ANY KIND, BUSINESS PROFITS, OR OTHER COMMERCIAL LOSS, OR FOR ANY OTHER REASON WHATSOEVER, EVEN IF SONY, ITS PARENTS, SUBSIDIARIES, AFFILIATES, ITS THIRD-PARTY LICENSORS, OR ITS THIRD-PARTY PROVIDERS HAVE BEEN ADVISED OF THE POSSIBILITY OF SUCH DAMAGES. THE SONY SOFTWARE AND ACCOMPANYING DOCUMENTATION, THE SERVICES, AND THE CONTENT ARE FURNISHED TO YOU FOR USE AT YOUR OWN RISK. SONY, ITS PARENT, ITS SUBSIDIARIES, ITS AFFILIATES, ITS THIRD-PARTY LICENSORS, AND ITS THIRD PARTY PROVIDERS WILL NOT BE LIABLE FOR DAMAGES FOR BREACH OF ANY EXPRESS OR IMPLIED WARRANTY OR CONDITION, BREACH OF CONTRACT, NEGLIGENCE, STRICT LIABILITY OR ANY OTHER LEGAL THEORY RELATED TO THE SONY SOFTWARE, THE SERVICES, THE CONTENT, OR THIS EULA. IN ANY CASE EACH AND ALL OF THEIR AGGREGATE LIABILITY UNDER ANY PROVISION OF THIS EULA SHALL BE LIMITED TO THE AMOUNT ACTUALLY PAID FOR THE SONY SOFTWARE, SONY'S PRODUCT WHICH THE SONY SOFTWARE IS EMBEDDED IN OR BUNDLED WITH AND/OR SONY'S SERVICE TO WHICH THE SONY SOFTWARE IS DEDICATED.

Some jurisdictions may not allow exclusions or limitations of incidental or consequential damages, exclusions or limitations of implied warranties or conditions, or allow limitations on how long an implied warranty lasts, so the above limitations or exclusions may not apply to you to the extent they are contrary to applicable law in your jurisdiction.

LIMITED WARRANTY ON MEDIA

In situations where the Sony Software or any part thereof is furnished on media, Sony warrants that for a period of ninety (90) days from the date of its delivery to you, the media on which the Sony Software is furnished to you will be free from defects in materials and workmanship under normal use. This limited warranty extends only to you as the original licensee. Sony's entire liability and your exclusive remedy will be replacement of the media not meeting Sony's limited warranty. ANY IMPLIED WARRANTIES OR CONDITIONS ON THE MEDIA, INCLUDING THE IMPLIED WARRANTIES AND CONDITIONS OF MERCHANTABILITY, TITLE, NON-INFRINGEMENT, ACCURACY, QUALITY, AND/OR FITNESS FOR A PARTICULAR PURPOSE, ARE LIMITED IN DURATION TO NINETY (90) DAYS FROM THE DATE OF DELIVERY. SOME JURISDICTIONS DO NOT ALLOW LIMITATIONS ON HOW LONG AN IMPLIED WARRANTY OR CONDITION LASTS, SO THESE LIMITATIONS MAY NOT APPLY TO YOU TO THE EXTENT THEY ARE CONTRARY TO APPLICABLE LAW OF YOUR JURISDICTION. THIS WARRANTY GIVES YOU SPECIFIC LEGAL RIGHTS, AND YOU MAY ALSO HAVE OTHER RIGHTS WHICH VARY FROM JURISDICTION TO JURISDICTION.

FEES

Sony and its Third Party Providers reserve the right at any time to charge fees for access to new Content or new Services or to portions of the existing Content or Services, or the Services as a whole. In addition, Third Party Providers may charge fees for access to their Content. In no event will you be charged for access to any portion or all of the Content and/or the Services unless Sony and/or a Third Party Provider obtain your prior agreement to pay such charges. If you do not consent to such charges, however, you may not have access to paid Content or Services for which such charges apply.

INTELLECTUAL PROPERTY / NOTICE FOR CLAIMS OF INTELLECTUAL PROPERTY VIOLATIONS AND AGENT FOR NOTICE

Sony respects the intellectual property rights of others, and we ask that you do the same. It is Sony's policy, at its discretion as appropriate, (a) to terminate and/or disable the Content of Third-Party Providers or users of the Services who may infringe or repeatedly infringe the copyrights or other intellectual property rights of Sony, its Third Party Providers or others; and/or (b) to forward reports of intellectual property rights violations to Third Party Providers and others for review and action per the terms of such Third-Party Provider's procedures for protection of intellectual property rights. The Sony Software and Content are protected by copyright laws and international copyright treaties, as well as other intellectual property laws and treaties. There may be proprietary logos, service marks, trademarks, likenesses, and trade names found in the Sony Software, the Content, or on the Services.

By making the Sony Software and Content available on the Services, Sony and the Third Party Providers are not granting you any license to utilize those proprietary logos, service marks, trademarks, likenesses, or trade names. Any unauthorized use of the Sony Software, the Services, or the Content may violate copyright laws, trademark laws, the laws of privacy and publicity, and civil and criminal statutes. All right, title, and interest in and to the Sony Software and the Content, and any and all copies or portions thereof, are owned by Sony, its licensors, Third Party Licensors, suppliers and/or Third Party Providers. All rights not specifically granted under this EULA are reserved by Sony, its licensors, Third Party Licensors, suppliers and/or Third Party Providers.

You are responsible for all your activities hereunder, including all legal liability incurred from access, browsing, or use of the Services by you or by others who use the Services via your Sony Product or Account (as defined in the User Account section). You may use the Sony Software, the Services, and the Content for lawful purposes only. You may not distribute, exchange, modify, sell, or transmit anything you may copy from the Sony Software, the Services, or the Content, including but not limited to any data, text, software, likenesses, photographs, images, graphics, audio, music, sound, video, messages, and tags, for any business, commercial, or public purpose. You further agree not to interrupt/disrupt or attempt to interrupt/disrupt the operation of the Sony Software, the Service or the Content in any way.

If you believe your work has been copied in a way that constitutes copyright infringement, or that your intellectual property rights have otherwise been violated, please first contact the Third Party Provider for the particular Service.

If you are unable to contact such Third Party Provider, or the content at issue is Sony's, you may contact Sony's Intellectual Property Agent (listed below) with the following information in a written notice: (a) an electronic or physical signature of the person authorized to act on behalf of the copyright or other intellectual property interest; (b) a description of the copyrighted work or other intellectual property that you claim has been infringed; (c) a description of the particular Service and where the material that you claim is infringing is located on such Service, with enough detail that we may find the material; (d) your address, telephone number, and e-mail address; (e) a statement by you that you have a good faith belief that the disputed use is not authorized by the copyright or intellectual property owner, its agent, or the law; and (f) a statement by you, made under penalty of perjury, that the above information in your notice is accurate and that you are the copyright or intellectual property owner or authorized to act on the copyright or intellectual property owner's behalf. Sony's agent for notice of copyright or other intellectual property right infringement is as follows: Intellectual Property Agent, c/o Sony Electronics Inc., 16535 Via Esprillo, San Diego, CA 92127; Facsimile (858) 942-1111; E-Mail IPagent@am.sony.com

DE-REGISTRATION OF YOUR SONY PRODUCT

Should you return your Sony Product to its place of purchase, transfer your Sony Product in accordance with this EULA, or if this EULA is terminated, you agree to: (i) de-register the Sony Product by deleting any and all accounts you may have established on or have accessed through the Sony Product; and (ii) reset the Sony Product to its original factory settings. YOU ARE SOLELY RESPONSIBLE FOR MAINTAINING THE CONFIDENTIALITY OF ANY ACCOUNTS YOU HAVE WITH THIRD PARTIES AND ANY USERNAMES AND PASSWORDS ASSOCIATED WITH YOUR USE OF THE SONY PRODUCT.

GOVERNING LAW AND JURISDICTION

This EULA shall be governed by the laws of the State of Delaware (USA), without regard to conflict of laws provisions. The United Nations Convention on Contracts for the International Sale of Goods shall not apply to the Sony Software or this EULA. This EULA will not be governed or interpreted in any way by referring to any law based on the Uniform Computer Information Transactions Act (UCITA) or any other act derived from or related to UCITA.

RESOLVING DISPUTES; ARBITRATION; SMALL CLAIMS; JURY TRIAL WAIVER; CLASS ACTION WAIVER

For purposes of this EULA, "Dispute" is defined as any disagreement, cause of action, claim, controversy, or proceeding between you and any Sony entity related to or arising out of the Sony Product, Sony Software, Sony Services & Content or this EULA. If a Dispute arises, you agree to first give notice to Sony by contacting Sony Electronics Inc. at 16535 Via Esprillo, San Diego, California 92127, Attn: Legal Department, and engaging in good faith negotiations to attempt to resolve any Dispute for at least 14 days, except that you or Sony (or any of its affiliates) may skip this informal negotiation procedure for Disputes enforcing, protecting, or concerning the validity of intellectual property rights. Dispute is to be given the broadest possible meaning that will be enforced.

ANY DISPUTE THAT IS NOT RESOLVED THROUGH THE INFORMAL NEGOTIATION PROCESS DESCRIBED ABOVE SHALL BE RESOLVED EXCLUSIVELY THROUGH BINDING ARBITRATION ADMINISTERED BY THE AMERICAN ARBITRATION ASSOCIATION ("AAA") IN ACCORDANCE WITH ITS COMMERCIAL ARBITRATION RULES, AND THE SUPPLEMENTARY PROCEEDINGS FOR CONSUMER-RELATED DISPUTES WHEN APPLICABLE, AND JUDGMENT ON THE AWARD RENDERED BY THE ARBITRATOR MAY BE ENTERED IN ANY COURT HAVING JURISDICTION THEREOF.

To begin arbitration, either you or we must make a written demand to the other for arbitration. The arbitration will take place before a single arbitrator. It will be administered in keeping with the Expedited Procedures of the Commercial Arbitration Rules, and the Supplementary Proceedings for Consumer-Related disputes when applicable ("Rules") of the American Arbitration Association AAA in effect when the claim is filed. You may get a copy of AAA's Rules by contacting AAA at (800) 778-7879 or visiting www.adr.org. The filing fees to begin and carry out arbitration will be shared between you and us, but in no event shall your fees ever exceed the amount allowable by the special rules for Consumers Disputes provided for by AAA, at which point Sony will cover all additional administrative fees and expenses. This does not prohibit the arbitrator from giving the winning party their fees and expenses of the arbitration when appropriate pursuant to the Rules. Unless you and we agree differently, the arbitration will take place in the county and state where you live, and applicable federal or state law shall govern the substance of any Dispute. The Federal Arbitration Act, 9 U.S.C. § 1, et seq., will govern the arbitration itself and not any state law on arbitration. The arbitrator's decision will be binding and final, except for a limited right of appeal under the Federal Arbitration Act. The arbitrator may award relief only in favor of the party seeking relief, and only to the extent necessary to provide relief warranted by that party's individual claim. Any court with jurisdiction over the parties may enforce the arbitrator's decision.

SMALL CLAIMS EXCEPTIONS

Despite the above, you have the right to litigate any Dispute in small claims court or other similar court of limited jurisdiction in the United States, to the extent the amount at issue does not exceed \$15,000, and as long as such court has proper jurisdiction and all other requirements (including amount in controversy) are satisfied.

OPT-OUT INSTRUCTIONS

IF YOU DO NOT WISH TO BE BOUND BY THE BINDING ARBITRATION PROVISION AND/OR THE CLASS ACTION WAIVER ABOVE, THEN: (1) YOU MUST NOTIFY SONY IN WRITING WITHIN THIRTY (30) DAYS OF THE DATE THAT YOU FIRST USE THE SONY SOFTWARE OR AGREE TO THIS EULA, WHICHEVER OCCURS FIRST; (2) YOUR WRITTEN NOTIFICATION MUST BE MAILED TO Sony Electronics Inc., 16535 Via Esprillo, MZ 1105, San Diego CA 92127, Attn: LEGAL DEPARTMENT; AND (3) YOUR WRITTEN NOTIFICATION MUST INCLUDE: (A) YOUR NAME; (B) YOUR ADDRESS; (C) THE DATE YOU FIRST USED THE SONY SOFTWARE OR AGREED TO THIS EULA; AND (D) A CLEAR STATEMENT THAT YOU DO NOT WISH TO RESOLVE DISPUTES WITH ANY SONY ENTITY THROUGH ARBITRATION AND/OR TO BE BOUND BY THE CLASS ACTION WAIVER.

REJECTING CHANGES MADE TO THE DISPUTE PROCEDURES

Despite anything to the contrary in this EULA, you may reject changes made to the binding arbitration provision if: (1) you've already begun authorized use of the Sony Product at the time the change was/is made; and (2) you mail written notice to the address provided in this section within 30 days after the particular change was/is made. Should such a situation arise, you will still be bound by the Dispute procedures you previously agreed to and existing before the change you rejected was made. Any Dispute determined not subject to arbitration and not initiated in small claims court will be litigated by either party in a court of competent jurisdiction in either the Superior Court for the County of San Diego or in the United States District Court for the Southern District of California.

EQUITABLE REMEDIES

Notwithstanding the foregoing to the contrary, either party may initiate litigation immediately with respect to any matter arising out of or in connection with this EULA for which equitable relief (or an equivalent type of urgent legal relief) is sought. You agree that any violation of or non-compliance with any term or condition of this EULA by you will constitute an unlawful and unfair business practice, and will cause irreparable harm to Sony, its affiliates or third party licensors for which monetary damages would be inadequate, and you consent to Sony obtaining any injunctive or equitable relief that Sony deems necessary or appropriate in such circumstances. These remedies are in addition to any other remedies that may be available to Sony under contract, at law or in equity.

JURY TRIAL WAIVER

THE PARTIES HERETO WAIVE TRIAL BY JURY WITH RESPECT TO ANY MATTERS ARISING UNDER OR RELATING TO THIS EULA. Any claim or cause of action related to or arising out of your purchase or use of the Sony Product, Sony Software, Sony Content & Services or this EULA must be commenced within one (1) year after the claim or cause of action arises.

CLASS ACTION WAIVER

YOU UNDERSTAND AND ACKNOWLEDGE THAT BY AGREEING TO BINDING ARBITRATION, YOU ARE GIVING UP THE RIGHT TO LITIGATE (OR PARTICIPATE IN AS A PARTY OR CLASS MEMBER) ANY DISPUTE IN COURT BEFORE A JUDGE OR A JURY. ANY DISPUTE RESOLUTION PROCEEDING WILL BE CONDUCTED ONLY ON AN INDIVIDUAL BASIS, AND BOTH PARTIES AGREE NOT TO HAVE ANY DISPUTES HEARD AS A CLASS ACTION, REPRESENTATIVE ACTION, CONSOLIDATED

ACTION, OR PRIVATE ATTORNEY ACTION, UNLESS ALL PARTIES INVOLVED IN THE DISPUTE SPECIFICALLY AGREE TO DO SO IN WRITING FOLLOWING INITIATION OF THE ARBITRATION. YOU AGREE THAT THE ARBITRATOR MAY NOT CONSOLIDATE MORE THAN ONE INDIVIDUAL'S CLAIMS AND MAY NOT OTHERWISE PRESIDE OVER ANY FORM OF REPRESENTATIVE OR CLASS ACTION PROCEEDING. THE ARBITRATOR SHALL DECIDE ALL OTHER ISSUES OF ARBITRABILITY.

AMENDMENT

SONY RESERVES THE RIGHT TO AMEND ANY OF THE TERMS OF THIS EULA AT ITS SOLE DISCRETION BY POSTING NOTICE ON A SONY DESIGNATED WEB SITE, BY EMAIL NOTIFICATION TO AN EMAIL ADDRESS PROVIDED BY YOU, BY PROVIDING NOTICE AS PART OF THE PROCESS IN WHICH YOU OBTAIN UPGRADES/UPDATES OR BY ANY OTHER REASONABLE OR LEGALLY RECOGNIZABLE FORM OF NOTICE. If you do not agree to the amendment, you should promptly contact SONY for instructions. Your continued use of the Sony Software after the effective date of any such notice shall be deemed your agreement to be bound by such amendment.

MISCELLANEOUS

Any Dispute determined not subject to arbitration and not initiated in small claims court will be litigated by either party in a court of competent jurisdiction in either the Superior Court for the County of San Diego or in the United States District Court for the Southern District of California.

AUTOMATIC UPDATE FEATURE / MODIFICATION OF EULA AS TO SERVICES

From time to time, Sony or third parties may automatically update or otherwise modify the Sony Software, for example, but not limited to, for purposes of error correction, improvement of features, and enhancement of security features. Such updates or modifications may change or delete the nature of features or other aspects of the Sony Software, including, but not limited to, features/functions you may rely upon. You hereby acknowledge and agree that such activities may occur at Sony's sole discretion and that Sony may condition continued use of the Sony Software upon your complete installation or acceptance of such update or modifications. Any updates/modifications shall be deemed to be, and shall constitute part of, the Sony Software for purposes of this EULA. By acceptance of this EULA, you consent to such update/modifications. Sony may add to, change, or remove any part, term, or condition of the EULA as it applies to the Sony Software, the Services, and/or the Content at any time without prior notice to you. Any such additions, changes, or removals or any terms posted in the applicable website feature shall apply as soon as they are posted. By continuing to use Sony Software or access the Services, the Sony Content Services, the Content, and/or the Sony Content after so posted, you are indicating your acceptance thereto. SONY MAY ADD, CHANGE, DISCONTINUE, REMOVE, OR SUSPEND ANY OF THE SERVICES OR THE SONY CONTENT SERVICES, TEMPORARILY OR PERMANENTLY, AT ANY TIME, WITHOUT NOTICE AND WITHOUT LIABILITY. WITHOUT PREJUDICE TO ANY OTHER RIGHTS, SONY MAY SUSPEND OR TERMINATE THIS EULA AS TO THE SERVICES, THE SONY CONTENT SERVICES, THE CONTENT, AND/OR THE SONY CONTENT IMMEDIATELY UPON NOTICE IF YOU FAIL TO COMPLY WITH THE TERMS AND CONDITIONS OF THIS EULA. Sony may take any legal and technical remedies to prevent violation of and/or to enforce this EULA, including, without limitation, immediate termination of your access to the Services, if Sony believes in its discretion that you are violating this EULA.

HIGH RISK ACTIVITIES

The Sony Software is not fault-tolerant and is not designed, manufactured or intended for use or resale as on-line control equipment in hazardous environments requiring fail-safe performance, such as in the operation of nuclear facilities, aircraft navigation or communication systems, air traffic control, direct life support machines, or weapons systems, in which the failure of the Sony Software could lead to death, personal injury, or severe physical or environmental damage ("High Risk Activities"). SONY, ITS PARENT, SUBSIDIARIES, AFFILIATES, AND EACH OF THE THIRD PARTY LICENSORS, AND EACH OF THEIR RESPECTIVE AFFILIATES SPECIFICALLY DISCLAIM ANY EXPRESS OR IMPLIED WARRANTY, DUTY OR CONDITION OF FITNESS FOR HIGH RISK ACTIVITIES.

RESTRICTIONS ON EXPORT OF ENCRYPTION TECHNOLOGY

The Sony Software and the Content may contain encryption technology. You agree to comply with all applicable export and re-export restrictions and regulations of the Department of Commerce and other United States agencies and authorities. You acknowledge that any export of Sony Software or the Content containing encryption technology from the United States or subsequent re-export of such software by a person located outside of the United States requires a license or other authorization from the U.S. Department of Commerce's Bureau of Industry and Security, or other United States agencies and authorities. You further acknowledge that the Sony Software or the Content containing encryption technology and acquired from Sony is not intended for use by a foreign government end user. By accepting this license agreement, you agree to abide by all relevant U.S. export laws and regulations in the purchase and use of the Sony product being acquired, including but not limited to those regulations relating to the export control of cryptographic items and not to transfer, or authorize the transfer, of the Sony Software or the Content to a prohibited country or otherwise in violation of any such restrictions or regulations.

US GOVERNMENT RESTRICTED RIGHTS

The Sony Software is provided with RESTRICTED RIGHTS. Use, duplication or disclosure by the United States Government is subject to restrictions as set forth in subparagraphs (c)(1) and (c)(2) of the Commercial Computer Software clause at FAR 52.227 19, as applicable, and subparagraph (c)(i)(ii) of the Rights in Technical Data and Computer Software clause at DOD FAR 252.227-7013 and any comparable federal, state or local law or regulation. Manufacturer, solely for the purpose of this section, is Sony Electronics Inc., 16535 Via Esprillo, San Diego, CA 92127.

ENTIRE AGREEMENT, NOTICE, WAIVER, SEVERABILITY

This EULA, the limited warranty accompanying the Sony Product, Sony's then-current privacy policy, and any additional terms and conditions posted on the Services, together constitute the entire agreement between you and Sony with respect to the Sony Product, the Sony Software, the Services, and the Content. Any notice by Sony hereunder may be made by letter, e-mail, or posting on the Services. The failure of Sony to exercise or enforce any right or provision of this EULA shall not constitute a waiver of such right or provision. If any part of this EULA is held invalid, illegal, or unenforceable, that provision shall be enforced to the maximum extent permissible so as to maintain the intent of this EULA, and the other parts will remain in full force and effect.

YOUR ACCOUNT RESPONSIBILITIES

Should you return the Sony Product to its place of purchase, sell or otherwise transfer the Sony Product, or if this EULA is terminated, you are responsible for and must, if reasonably possible, uninstall the Sony Software from the Sony Product and delete any and all accounts you may have established on the Sony Product or are accessible through the Sony Software. You are solely responsible for maintaining the confidentiality of any accounts you have with Sony or third parties and any usernames and passwords associated with your use of the Sony Product.

THIRD PARTY BENEFICIARIES

Each Third Party Licensor and each Third-Party Provider is an express intended third-party beneficiary of, and shall have the right to enforce, each provision of this EULA with respect to the software, service, and content, as applicable, of such party.

TERM

This EULA is effective until terminated. Without prejudice to any of its other rights, Sony may terminate this EULA immediately if you fail to comply with any of its terms by giving you notice. In case of such termination, you must cease all use and destroy any copies of the Sony Software and accompanying documentation. In addition, upon termination you must comply with the requirements in the section above entitled "YOUR ACCOUNT RESPONSIBILITIES". Upon termination, you will have no recourse against Sony, its parent, subsidiaries, affiliates, its Third-Party Suppliers, or its Third-Party Providers for your inability to use the Sony Software or the accompanying documentation, the Services, or the Content.

NOTICES AND LICENSES FOR SOFTWARE USED IN THIS PRODUCT

The software included in this product contains copyrighted software that is licensed under the GPLv2 and other licenses which may require access to source code. You may find a copy of the relevant source code as required under the GPLv2 (and other licenses) at <https://oss.sony.net/Products/Linux/>.

You may obtain the source code as required by the GPLv2 on a physical medium from us for a period of three (3) years after our last shipment of this product by applying through the form at <https://oss.sony.net/Products/Linux/>.

This offer is valid to anyone in receipt of this information.

NOTIFICATION OF MP3

MPEG Layer-3 audio coding technology and patents licensed from Fraunhofer IIS and Thomson.

© 2022 Sony Electronics Inc. All Rights Reserved.




CHILD SAFETY:

PROPER TELEVISION PLACEMENT MATTERS




THE CONSUMER TECHNOLOGY INDUSTRY CARES

- Manufacturers, retailers and the rest of the consumer technology industry are committed to making home entertainment safe and enjoyable.
- As you enjoy your television, please note that all televisions – new and old- must be supported on proper stands or installed according to the manufacturer's recommendations. Televisions that are inappropriately situated on dressers, bookcases, shelves, desks, speakers, chests, carts, etc., may fall over, resulting in injury.



TUNE IN TO SAFETY

- **ALWAYS** follow the manufacturer's recommendations for the safe installation of your television.
- **ALWAYS** read and follow all instructions for proper use of your television.
- **NEVER** allow children to climb on or play on the television or the furniture on which the television is placed.
- **NEVER** place the television on furniture that can easily be used as steps, such as a chest of drawers.
- **ALWAYS** install the television where it cannot be pushed, pulled over or knocked down.
- **ALWAYS** route cords and cables connected to the television so that they cannot be tripped over, pulled or grabbed.



WALL OR CEILING MOUNT YOUR TELEVISION

- **ALWAYS** contact your retailer about professional installation if you have any doubts about your ability to safely mount your television.
- **ALWAYS** use a mount that has been recommended by the television manufacturer and has a safety certification by a Nationally Recognized Testing Laboratory (NRTL).
- **ALWAYS** follow all instructions supplied by the television and mount manufacturers.
- **ALWAYS** make sure that the wall or ceiling where you are mounting the television is appropriate. Some mounts are not designed to be mounted to walls and ceilings with steel studs or cinder block construction. If you are unsure, contact a professional installer.
- Televisions can be heavy. A minimum of two people is required for a wall or ceiling mount installation.



MOVING AN OLDER TELEVISION TO A NEW PLACE IN YOUR HOME

- Many new television buyers move their older CRT televisions into a secondary room after the purchase of a flat-panel television. Special care should be made in the placement of older CRT televisions.
- **ALWAYS** place your older CRT television on furniture that is sturdy and appropriate for its size and weight.
- **NEVER** place your older CRT television on a dresser where children may be tempted to use the drawers to climb.
- **ALWAYS** make sure your older CRT television does not hang over the edge of your furniture.